http://farbe.li.tu-berlin.de/BGM1/BGM1L0NP.PDF /.PS; nur Vektorgrafik VG; Start-Ausgabe
N: Keine 3D-Linearisierung (OL) in Datei (F) oder PS-Startup (S), Seite 1/1

Siehe ähnliche Dateien: http://farbe.li.tu-berlin.de/BGM1/BGM1.HTM
Technische Information: http://farbe.li.tu-berlin.de oder http://farbe.li.tu-berlin.de/

$XYZ_{W,10}$=97.09 , 99.99 , 104.01
$A_{10} = 2{,}5\ (a_{10} - a_{n10})\ Y_{10}$
$B_{10} = 2{,}5\ B_c\ (b_{10} - b_{n10})\ Y_{10}$
$a_{10} = a_{20}\ [\ (x_{10} - x_c)\ /\ y_{10}]$
$b_{10} = b_{20}\ [\ z_{10}\ /\ y_{10}]$
$a_{20} = 1,\ b_{20} = -0{,}4$
$x_c = 0{,}000,\ B_c = 1{,}000$
$C_{AB10}=[A_{10}^2+B_{10}^2]^{1/2}$
6 *Ostwald*-Farben (o)
von maximalem (m) $C_{AB,10}$ im
Buntwertdiagramm (A_{10}, B_{10})
Lichtart P60, $Y_{W,10}$=100, $Y_{N,10}$=4

Parameter:
Y_{10} & Name
Lichtart P60
$Y_{W,10}$=100, $Y_{N,10}$=4

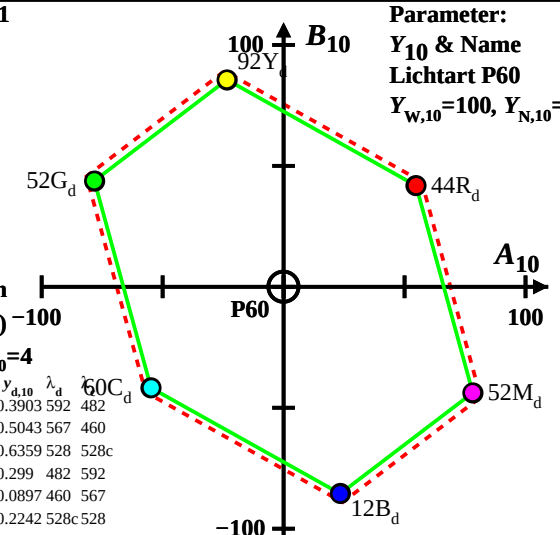

Name	Bereich	$X_{d,10}$	$Y_{d,10}$	$Z_{d,10}$	$x_{d,10}$	$y_{d,10}$	λ_d	λ_c
R_d	563_775	64.92	44.29	4.26	0.572	0.3903	592	482
Y_d	487_775	80.34	92.41	10.48	0.4384	0.5043	567	460
G_d	487_563	19.39	52.21	10.48	0.2362	0.6359	528	528c
C_d	380_563	36.15	59.8	104.02	0.1807	0.299	482	592
B_d	380_487	20.73	11.69	97.79	0.1592	0.0897	460	567
M_d	563_487	81.68	51.89	97.79	0.353	0.2242	528c	528
W_d	380_775	97.09	99.99	104.01	0.3224	0.3321	100%	
N_d	380_775	3.88	3.99	4.16	0.3224	0.332	4%	
Z_d	380_775	17.47	17.99	18.72	0.3224	0.3321	18%	

BGM10−1A

$XYZ_{W,10}$=97.65 , 100.0 , 95.55
$A_{10} = 2{,}5\ (a_{10} - a_{n10})\ Y_{10}$
$B_{10} = 2{,}5\ B_c\ (b_{10} - b_{n10})\ Y_{10}$
$a_{10} = a_{20}\ [\ (x_{10} - x_c)\ /\ y_{10}]$
$b_{10} = b_{20}\ [\ z_{10}\ /\ y_{10}]$
$a_{20} = 1,\ b_{20} = -0{,}4$
$x_c = 0{,}000,\ B_c = 1{,}000$
$C_{AB10}=[A_{10}^2+B_{10}^2]^{1/2}$
6 *Ostwald*-Farben (o)
von maximalem (m) $C_{AB,10}$ im
Buntwertdiagramm (A_{10}, B_{10})
Lichtart P55, $Y_{W,10}$=100, $Y_{N,10}$=4

Parameter:
Y_{10} & Name
Lichtart P55
$Y_{W,10}$=100, $Y_{N,10}$=4

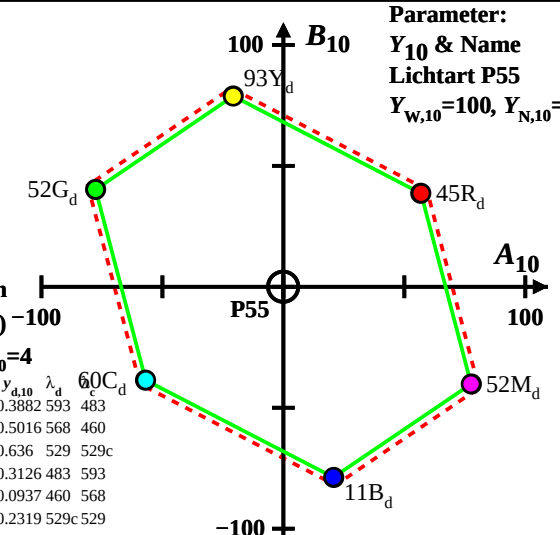

Name	Bereich	$X_{d,10}$	$Y_{d,10}$	$Z_{d,10}$	$x_{d,10}$	$y_{d,10}$	λ_d	λ_c
R_d	564_775	66.24	44.52	3.91	0.5776	0.3882	593	483
Y_d	488_775	82.36	92.83	9.86	0.445	0.5016	568	460
G_d	488_564	20.12	52.41	9.86	0.2442	0.636	529	529c
C_d	380_564	35.41	59.57	95.55	0.1858	0.3126	483	593
B_d	380_488	19.29	11.26	89.61	0.1605	0.0937	460	568
M_d	564_488	81.53	51.69	89.61	0.3658	0.2319	529c	529
W_d	380_775	97.65	100.0	95.55	0.333	0.341	100%	
N_d	380_775	3.9	4.0	3.82	0.333	0.341	4%	
Z_d	380_775	17.57	18.0	17.19	0.333	0.341	18%	

BGM10−2A

$XYZ_{W,10}$=98.51 , 99.99 , 86.17
$A_{10} = 2{,}5\ (a_{10} - a_{n10})\ Y_{10}$
$B_{10} = 2{,}5\ B_c\ (b_{10} - b_{n10})\ Y_{10}$
$a_{10} = a_{20}\ [\ (x_{10} - x_c)\ /\ y_{10}]$
$b_{10} = b_{20}\ [\ z_{10}\ /\ y_{10}]$
$a_{20} = 1,\ b_{20} = -0{,}4$
$x_c = 0{,}000,\ B_c = 1{,}000$
$C_{AB10}=[A_{10}^2+B_{10}^2]^{1/2}$
6 *Ostwald*-Farben (o)
von maximalem (m) $C_{AB,10}$ im
Buntwertdiagramm (A_{10}, B_{10})
Lichtart P50, $Y_{W,10}$=100, $Y_{N,10}$=4

Parameter:
Y_{10} & Name
Lichtart P50
$Y_{W,10}$=100, $Y_{N,10}$=4

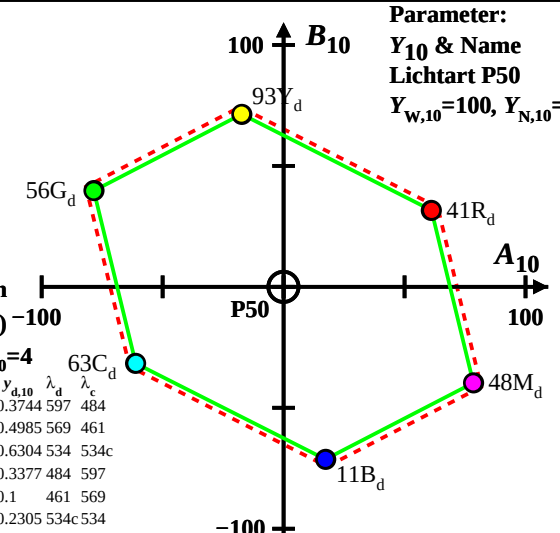

Name	Bereich	$X_{d,10}$	$Y_{d,10}$	$Z_{d,10}$	$x_{d,10}$	$y_{d,10}$	λ_d	λ_c
R_d	565_775	64.68	40.83	3.53	0.5931	0.3744	597	484
Y_d	489_775	84.82	93.14	8.87	0.4539	0.4985	569	461
G_d	489_565	24.18	56.41	8.87	0.2702	0.6304	534	534c
C_d	380_565	37.87	63.26	86.17	0.2021	0.3377	484	597
B_d	380_489	17.72	10.95	80.82	0.1618	0.1	461	569
M_d	565_489	78.37	47.69	80.82	0.3788	0.2305	534c	534
W_d	380_775	98.51	99.99	86.17	0.346	0.3512	100%	
N_d	380_775	3.94	3.99	3.44	0.346	0.3512	4%	
Z_d	380_775	17.73	17.99	15.51	0.346	0.3512	18%	

BGM10−3A

$XYZ_{W,10}$=99.8 , 100.0 , 75.8
$A_{10} = 2{,}5\ (a_{10} - a_{n10})\ Y_{10}$
$B_{10} = 2{,}5\ B_c\ (b_{10} - b_{n10})\ Y_{10}$
$a_{10} = a_{20}\ [\ (x_{10} - x_c)\ /\ y_{10}]$
$b_{10} = b_{20}\ [\ z_{10}\ /\ y_{10}]$
$a_{20} = 1,\ b_{20} = -0{,}4$
$x_c = 0{,}000,\ B_c = 1{,}000$
$C_{AB10}=[A_{10}^2+B_{10}^2]^{1/2}$
6 *Ostwald*-Farben (o)
von maximalem (m) $C_{AB,10}$ im
Buntwertdiagramm (A_{10}, B_{10})
Lichtart P45, $Y_{W,10}$=100, $Y_{N,10}$=4

Parameter:
Y_{10} & Name
Lichtart P45
$Y_{W,10}$=100, $Y_{N,10}$=4

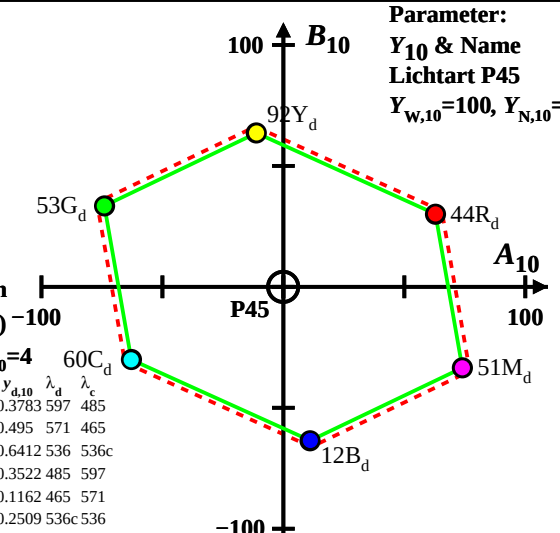

Name	Bereich	$X_{d,10}$	$Y_{d,10}$	$Z_{d,10}$	$x_{d,10}$	$y_{d,10}$	λ_d	λ_c
R_d	567_775	68.89	43.82	3.1	0.5947	0.3783	597	485
Y_d	490_775	87.82	92.45	6.47	0.4702	0.495	571	465
G_d	490_567	23.02	52.73	6.47	0.2799	0.6412	536	536c
C_d	380_567	35.0	60.27	75.81	0.2046	0.3522	485	597
B_d	380_490	16.07	11.64	72.43	0.1605	0.1162	465	571
M_d	567_490	80.87	51.37	72.43	0.3951	0.2509	536c	536
W_d	380_775	99.8	100.0	75.8	0.3621	0.3628	100%	
N_d	380_775	3.99	4.0	3.03	0.3621	0.3628	4%	
Z_d	380_775	17.96	18.0	13.64	0.3621	0.3628	18%	

BGM10−4A

$XYZ_{W,10}$=101.75 , 100.0 , 64.44
$A_{10} = 2{,}5\ (a_{10} - a_{n10})\ Y_{10}$
$B_{10} = 2{,}5\ B_c\ (b_{10} - b_{n10})\ Y_{10}$
$a_{10} = a_{20}\ [\ (x_{10} - x_c)\ /\ y_{10}]$
$b_{10} = b_{20}\ [\ z_{10}\ /\ y_{10}]$
$a_{20} = 1,\ b_{20} = -0{,}4$
$x_c = 0{,}000,\ B_c = 1{,}000$
$C_{AB10}=[A_{10}^2+B_{10}^2]^{1/2}$
6 *Ostwald*-Farben (o)
von maximalem (m) $C_{AB,10}$ im
Buntwertdiagramm (A_{10}, B_{10})
Lichtart P40, $Y_{W,10}$=100, $Y_{N,10}$=4

Parameter:
Y_{10} & Name
Lichtart P40
$Y_{W,10}$=100, $Y_{N,10}$=4

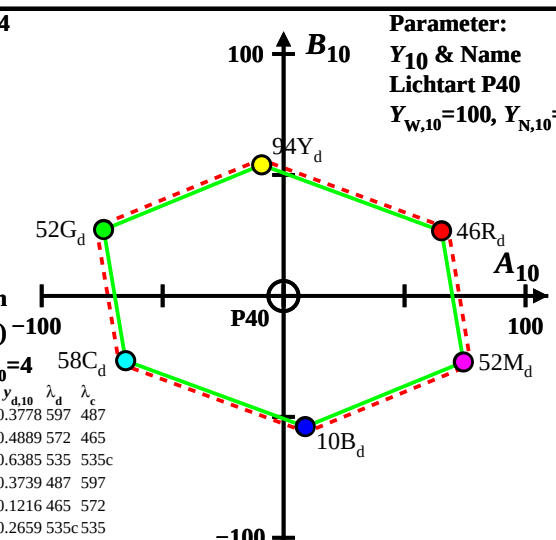

Name	Bereich	$X_{d,10}$	$Y_{d,10}$	$Z_{d,10}$	$x_{d,10}$	$y_{d,10}$	λ_d	λ_c
R_d	569_775	72.63	45.71	2.64	0.6003	0.3778	597	487
Y_d	492_775	91.71	93.7	6.23	0.4785	0.4889	572	465
G_d	492_569	23.25	52.09	6.23	0.285	0.6385	535	535c
C_d	380_569	33.29	58.38	64.44	0.2132	0.3739	487	597
B_d	380_492	14.21	10.39	60.86	0.1662	0.1216	465	572
M_d	569_492	82.67	52.01	60.86	0.4227	0.2659	535c	535
W_d	380_775	101.75100.0		64.44	0.3822	0.3756	100%	
N_d	380_775	4.07	4.0	2.57	0.3822	0.3756	4%	
Z_d	380_775	18.31	18.0	11.6	0.3822	0.3756	18%	

BGM10−5A

$XYZ_{W,10}$=104.71 , 99.99 , 52.16
$A_{10} = 2{,}5\ (a_{10} - a_{n10})\ Y_{10}$
$B_{10} = 2{,}5\ B_c\ (b_{10} - b_{n10})\ Y_{10}$
$a_{10} = a_{20}\ [\ (x_{10} - x_c)\ /\ y_{10}]$
$b_{10} = b_{20}\ [\ z_{10}\ /\ y_{10}]$
$a_{20} = 1,\ b_{20} = -0{,}4$
$x_c = 0{,}000,\ B_c = 1{,}000$
$C_{AB10}=[A_{10}^2+B_{10}^2]^{1/2}$
6 *Ostwald*-Farben (o)
von maximalem (m) $C_{AB,10}$ im
Buntwertdiagramm (A_{10}, B_{10})
Lichtart P35, $Y_{W,10}$=100, $Y_{N,10}$=4

Parameter:
Y_{10} & Name
Lichtart P35
$Y_{W,10}$=100, $Y_{N,10}$=4

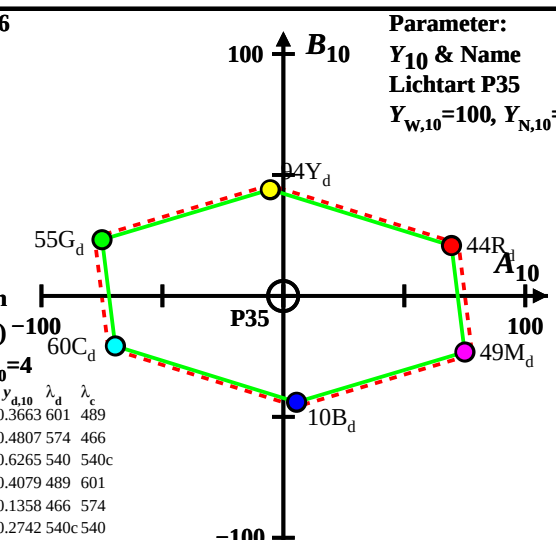

Name	Bereich	$X_{d,10}$	$Y_{d,10}$	$Z_{d,10}$	$x_{d,10}$	$y_{d,10}$	λ_d	λ_c
R_d	571_775	73.72	43.85	2.13	0.6158	0.3663	601	489
Y_d	494_775	96.73	94.47	5.3	0.4922	0.4807	574	466
G_d	494_571	27.3	54.71	5.3	0.3126	0.6265	540	540c
C_d	380_571	35.28	60.24	52.16	0.2389	0.4079	489	601
B_d	380_494	12.27	9.63	49.0	0.1731	0.1358	466	574
M_d	571_494	81.7	49.39	49.0	0.4536	0.2742	540c	540
W_d	380_775	104.7199.99		52.16	0.4076	0.3892	100%	
N_d	380_775	4.18	3.99	2.08	0.4076	0.3892	4%	
Z_d	380_775	18.84	17.99	9.38	0.4076	0.3892	18%	

BGM10−6A

$XYZ_{W,10}$=109.29 , 99.99 , 39.19
$A_{10} = 2{,}5\ (a_{10} - a_{n10})\ Y_{10}$
$B_{10} = 2{,}5\ B_c\ (b_{10} - b_{n10})\ Y_{10}$
$a_{10} = a_{20}\ [\ (x_{10} - x_c)\ /\ y_{10}]$
$b_{10} = b_{20}\ [\ z_{10}\ /\ y_{10}]$
$a_{20} = 1,\ b_{20} = -0{,}4$
$x_c = 0{,}000,\ B_c = 1{,}000$
$C_{AB10}=[A_{10}^2+B_{10}^2]^{1/2}$
6 *Ostwald*-Farben (o)
von maximalem (m) $C_{AB,10}$ im
Buntwertdiagramm (A_{10}, B_{10})
Lichtart P30, $Y_{W,10}$=100, $Y_{N,10}$=4

Parameter:
Y_{10} & Name
Lichtart P30
$Y_{W,10}$=100, $Y_{N,10}$=4

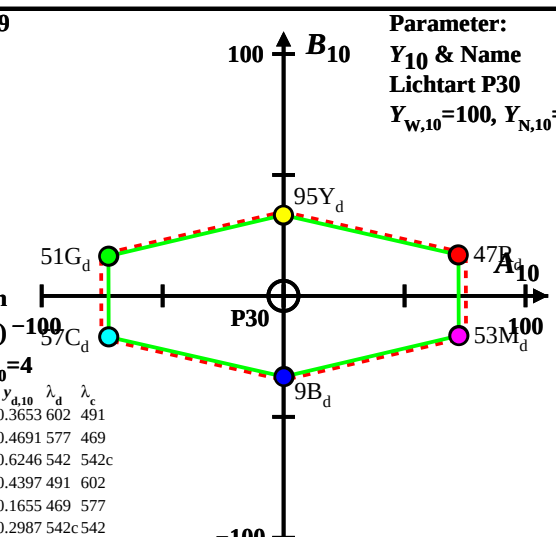

Name	Bereich	$X_{d,10}$	$Y_{d,10}$	$Z_{d,10}$	$x_{d,10}$	$y_{d,10}$	λ_d	λ_c
R_d	574_775	80.72	47.39	1.6	0.6222	0.3653	602	491
Y_d	497_775	103.4494.68		3.68	0.5125	0.4691	577	469
G_d	497_574	27.19	51.39	3.68	0.3305	0.6246	542	542c
C_d	380_574	33.05	56.7	39.2	0.2563	0.4397	491	602
B_d	380_497	10.33	9.41	37.12	0.1817	0.1655	469	577
M_d	574_497	86.58	52.71	37.12	0.4907	0.2987	542c	542
W_d	380_775	109.2999.99		39.19	0.4398	0.4024	100%	
N_d	380_775	4.37	3.99	1.56	0.4398	0.4024	4%	
Z_d	380_775	19.67	17.99	7.05	0.4398	0.4024	18%	

BGM10−7A

$XYZ_{W,10}$=116.54 , 99.99 , 26.13
$A_{10} = 2{,}5\ (a_{10} - a_{n10})\ Y_{10}$
$B_{10} = 2{,}5\ B_c\ (b_{10} - b_{n10})\ Y_{10}$
$a_{10} = a_{20}\ [\ (x_{10} - x_c)\ /\ y_{10}]$
$b_{10} = b_{20}\ [\ z_{10}\ /\ y_{10}]$
$a_{20} = 1,\ b_{20} = -0{,}4$
$x_c = 0{,}000,\ B_c = 1{,}000$
$C_{AB10}=[A_{10}^2+B_{10}^2]^{1/2}$
6 *Ostwald*-Farben (o)
von maximalem (m) $C_{AB,10}$ im
Buntwertdiagramm (A_{10}, B_{10})
Lichtart P25, $Y_{W,10}$=100, $Y_{N,10}$=4

Parameter:
Y_{10} & Name
Lichtart P25
$Y_{W,10}$=100, $Y_{N,10}$=4

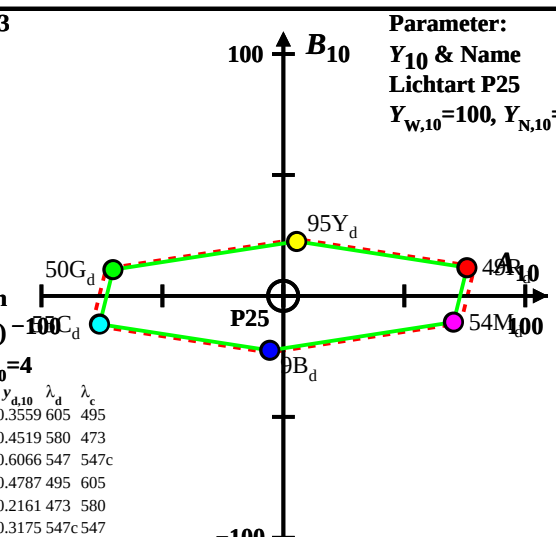

Name	Bereich	$X_{d,10}$	$Y_{d,10}$	$Z_{d,10}$	$x_{d,10}$	$y_{d,10}$	λ_d	λ_c
R_d	578_775	87.32	48.86	1.07	0.6362	0.3559	605	495
Y_d	500_775	112.7894.86		2.25	0.5373	0.4519	580	473
G_d	500_578	30.23	50.1	2.25	0.366	0.6066	547	547c
C_d	380_578	33.99	55.24	26.13	0.2946	0.4787	495	605
B_d	380_500	8.54	9.23	24.95	0.1999	0.2161	473	580
M_d	578_500	91.09	54.0	24.95	0.5356	0.3175	547c	547
W_d	380_775	116.5499.99		26.13	0.4802	0.412	100%	
N_d	380_775	4.66	3.99	1.04	0.4802	0.412	4%	
Z_d	380_775	20.97	17.99	4.7	0.4802	0.412	18%	

BGM10−8A

BGM10−7N

$XYZ_{W,10}$=97.09 , 99.99 , 104.01
$A_{1,10} = 2{,}5\ (a_{1,10} - a_{1,n,10})\ Y_{10}$
$B_{1,10} = 2{,}5\ B_c\ (b_{1,10} - b_{1,n,10})\ Y_{10}$
$a_{1,10} = a_{20}\ [\ (x_{10} - x_c)\ /\ y_{10}]$
$b_{1,10} = b_{20}\ [\ z_{10}\ /\ y_{10}]$
$a_{20} = 1,\ b_{20} = -0{,}4$
$x_c = 0{,}110,\ B_c = 1{,}000$
$C_{AB1,10}=[A_{1,10}^2+B_{1,10}^2]^{1/2}$
6 *Ostwald*-Farben (o)
von maximalem (m) $C_{AB,10}$ im
Buntwertdiagramm (A_{10}, B_{10})
Lichtart P60, $Y_{W,10}$=100, $Y_{N,10}$=4

Parameter:
Y_{10} & Name
Lichtart P60
$Y_{W,10}$=100, $Y_{N,10}$=4

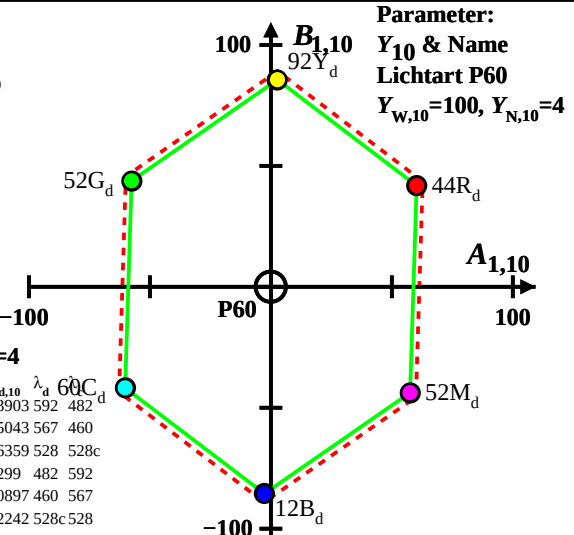

Name	Bereich	$X_{d,10}$	$Y_{d,10}$	$Z_{d,10}$	$x_{d,10}$	$y_{d,10}$	λ_d	λ_c
R_d	563_775	64.92	44.29	4.26	0.572	0.3903	592	482
Y_d	487_775	80.34	92.41	10.48	0.4384	0.5043	567	460
G_d	487_563	19.39	52.21	10.48	0.2362	0.6359	528	528c
C_d	380_563	36.15	59.8	104.02	0.1807	0.299	482	592
B_d	380_487	20.73	11.69	97.79	0.1592	0.0897	460	567
M_d	563_487	81.68	51.89	97.79	0.353	0.2242	528c	528
W_d	380_775	97.09	99.99	104.01	0.3224	0.3321	100%	
N_d	380_775	3.88	3.99	4.16	0.3224	0.332	4%	
Z_d	380_775	17.47	17.99	18.72	0.3224	0.3321	18%	

BGM11−1A

$XYZ_{W,10}$=97.65 , 100.0 , 95.55
$A_{1,10} = 2{,}5\ (a_{1,10} - a_{1,n,10})\ Y_{10}$
$B_{1,10} = 2{,}5\ B_c\ (b_{1,10} - b_{1,n,10})\ Y_{10}$
$a_{1,10} = a_{20}\ [\ (x_{10} - x_c)\ /\ y_{10}]$
$b_{1,10} = b_{20}\ [\ z_{10}\ /\ y_{10}]$
$a_{20} = 1,\ b_{20} = -0{,}4$
$x_c = 0{,}110,\ B_c = 1{,}000$
$C_{AB1,10}=[A_{1,10}^2+B_{1,10}^2]^{1/2}$
6 *Ostwald*-Farben (o)
von maximalem (m) $C_{AB,10}$ im
Buntwertdiagramm (A_{10}, B_{10})
Lichtart P55, $Y_{W,10}$=100, $Y_{N,10}$=4

Parameter:
Y_{10} & Name
Lichtart P55
$Y_{W,10}$=100, $Y_{N,10}$=4

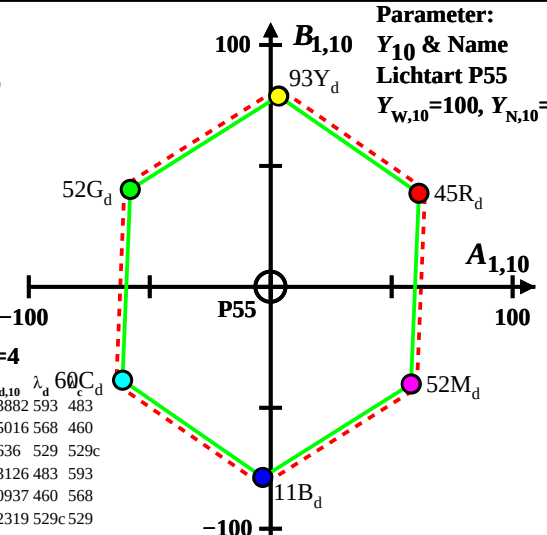

Name	Bereich	$X_{d,10}$	$Y_{d,10}$	$Z_{d,10}$	$x_{d,10}$	$y_{d,10}$	λ_d	λ_c
R_d	564_775	66.24	44.52	3.91	0.5776	0.3882	593	483
Y_d	488_775	82.36	92.83	9.86	0.445	0.5016	568	460
G_d	488_564	20.12	52.41	9.86	0.2442	0.636	529	529c
C_d	380_564	35.41	59.57	95.55	0.1858	0.3126	483	593
B_d	380_488	19.29	11.26	89.61	0.1605	0.0937	460	568
M_d	564_488	81.53	51.69	89.61	0.3658	0.2319	529c	529
W_d	380_775	97.65	100.0	95.55	0.333	0.341	100%	
N_d	380_775	3.9	4.0	3.82	0.333	0.341	4%	
Z_d	380_775	17.57	18.0	17.19	0.333	0.341	18%	

BGM11−2A

$XYZ_{W,10}$=98.51 , 99.99 , 86.17
$A_{1,10} = 2{,}5\ (a_{1,10} - a_{1,n,10})\ Y_{10}$
$B_{1,10} = 2{,}5\ B_c\ (b_{1,10} - b_{1,n,10})\ Y_{10}$
$a_{1,10} = a_{20}\ [\ (x_{10} - x_c)\ /\ y_{10}]$
$b_{1,10} = b_{20}\ [\ z_{10}\ /\ y_{10}]$
$a_{20} = 1,\ b_{20} = -0{,}4$
$x_c = 0{,}110,\ B_c = 1{,}000$
$C_{AB1,10}=[A_{1,10}^2+B_{1,10}^2]^{1/2}$
6 *Ostwald*-Farben (o)
von maximalem (m) $C_{AB,10}$ im
Buntwertdiagramm (A_{10}, B_{10})
Lichtart P50, $Y_{W,10}$=100, $Y_{N,10}$=4

Parameter:
Y_{10} & Name
Lichtart P50
$Y_{W,10}$=100, $Y_{N,10}$=4

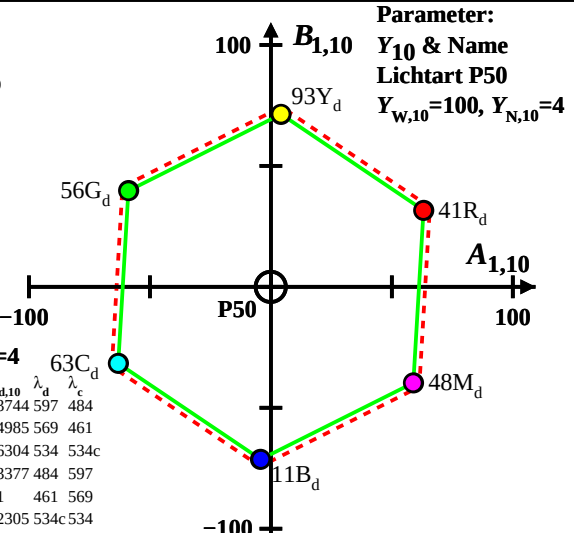

Name	Bereich	$X_{d,10}$	$Y_{d,10}$	$Z_{d,10}$	$x_{d,10}$	$y_{d,10}$	λ_d	λ_c
R_d	565_775	64.68	40.83	3.53	0.5931	0.3744	597	484
Y_d	489_775	84.82	93.14	8.87	0.4539	0.4985	569	461
G_d	489_565	24.18	56.41	8.87	0.2702	0.6304	534	534c
C_d	380_565	37.87	63.26	86.17	0.2021	0.3377	484	597
B_d	380_489	17.72	10.95	80.82	0.1618	0.1	461	569
M_d	565_489	78.37	47.69	80.82	0.3788	0.2305	534c	534
W_d	380_775	98.51	99.99	86.17	0.346	0.3512	100%	
N_d	380_775	3.94	3.99	3.44	0.346	0.3512	4%	
Z_d	380_775	17.73	17.99	15.51	0.346	0.3512	18%	

BGM11−3A

$XYZ_{W,10}$=99.8 , 100.0 , 75.8
$A_{1,10} = 2{,}5\ (a_{1,10} - a_{1,n,10})\ Y_{10}$
$B_{1,10} = 2{,}5\ B_c\ (b_{1,10} - b_{1,n,10})\ Y_{10}$
$a_{1,10} = a_{20}\ [\ (x_{10} - x_c)\ /\ y_{10}]$
$b_{1,10} = b_{20}\ [\ z_{10}\ /\ y_{10}]$
$a_{20} = 1,\ b_{20} = -0{,}4$
$x_c = 0{,}110,\ B_c = 1{,}000$
$C_{AB1,10}=[A_{1,10}^2+B_{1,10}^2]^{1/2}$
6 *Ostwald*-Farben (o)
von maximalem (m) $C_{AB,10}$ im
Buntwertdiagramm (A_{10}, B_{10})
Lichtart P45, $Y_{W,10}$=100, $Y_{N,10}$=4

Parameter:
Y_{10} & Name
Lichtart P45
$Y_{W,10}$=100, $Y_{N,10}$=4

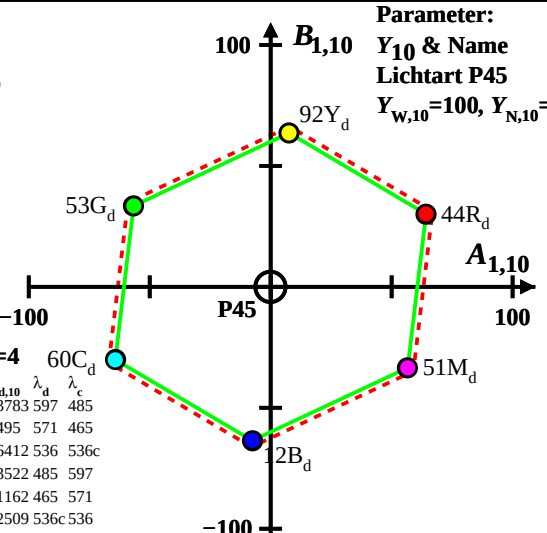

Name	Bereich	$X_{d,10}$	$Y_{d,10}$	$Z_{d,10}$	$x_{d,10}$	$y_{d,10}$	λ_d	λ_c
R_d	567_775	68.89	43.82	3.1	0.5947	0.3783	597	485
Y_d	490_775	87.82	92.45	6.47	0.4702	0.495	571	465
G_d	490_567	23.02	52.73	6.47	0.2799	0.6412	536	536c
C_d	380_567	35.0	60.27	75.81	0.2046	0.3522	485	597
B_d	380_490	16.07	11.64	72.43	0.1605	0.1162	465	571
M_d	567_490	80.87	51.37	72.43	0.3951	0.2509	536c	536
W_d	380_775	99.8	100.0	75.8	0.3621	0.3628	100%	
N_d	380_775	3.99	4.0	3.03	0.3621	0.3628	4%	
Z_d	380_775	17.96	18.0	13.64	0.3621	0.3628	18%	

BGM11−4A

$XYZ_{W,10}$=101.75 , 100.0 , 64.44
$A_{1,10} = 2{,}5\ (a_{1,10} - a_{1,n,10})\ Y_{10}$
$B_{1,10} = 2{,}5\ B_c\ (b_{1,10} - b_{1,n,10})\ Y_{10}$
$a_{1,10} = a_{20}\ [\ (x_{10} - x_c)\ /\ y_{10}]$
$b_{1,10} = b_{20}\ [\ z_{10}\ /\ y_{10}]$
$a_{20} = 1,\ b_{20} = -0{,}4$
$x_c = 0{,}110,\ B_c = 1{,}000$
$C_{AB1,10}=[A_{1,10}^2+B_{1,10}^2]^{1/2}$
6 *Ostwald*-Farben (o)
von maximalem (m) $C_{AB,10}$ im
Buntwertdiagramm (A_{10}, B_{10})
Lichtart P40, $Y_{W,10}$=100, $Y_{N,10}$=4

Parameter:
Y_{10} & Name
Lichtart P40
$Y_{W,10}$=100, $Y_{N,10}$=4

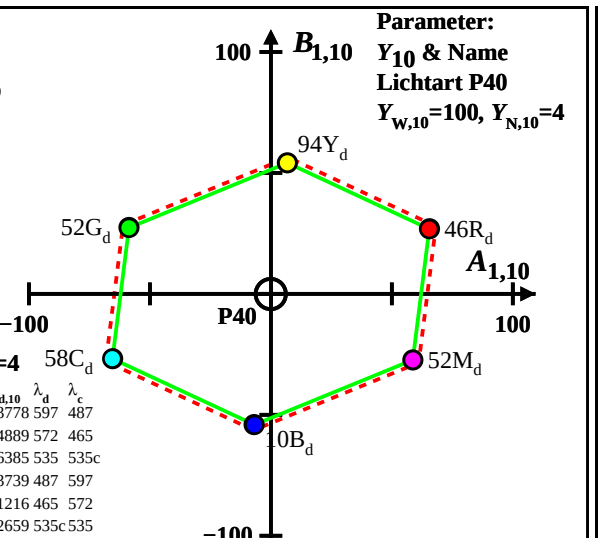

Name	Bereich	$X_{d,10}$	$Y_{d,10}$	$Z_{d,10}$	$x_{d,10}$	$y_{d,10}$	λ_d	λ_c
R_d	569_775	72.63	45.71	2.64	0.6003	0.3778	597	487
Y_d	492_775	91.71	93.7	6.23	0.4785	0.4889	572	465
G_d	492_569	23.25	52.09	6.23	0.285	0.6385	535	535c
C_d	380_569	33.29	58.38	64.44	0.2132	0.3739	487	597
B_d	380_492	14.21	10.39	60.86	0.1662	0.1216	465	572
M_d	569_492	82.67	52.01	60.86	0.4227	0.2659	535c	535
W_d	380_775	101.75100.0		64.44	0.3822	0.3756	100%	
N_d	380_775	4.07	4.0	2.57	0.3822	0.3756	4%	
Z_d	380_775	18.31	18.0	11.6	0.3822	0.3756	18%	

BGM11−5A

$XYZ_{W,10}$=104.71 , 99.99 , 52.16
$A_{1,10} = 2{,}5\ (a_{1,10} - a_{1,n,10})\ Y_{10}$
$B_{1,10} = 2{,}5\ B_c\ (b_{1,10} - b_{1,n,10})\ Y_{10}$
$a_{1,10} = a_{20}\ [\ (x_{10} - x_c)\ /\ y_{10}]$
$b_{1,10} = b_{20}\ [\ z_{10}\ /\ y_{10}]$
$a_{20} = 1,\ b_{20} = -0{,}4$
$x_c = 0{,}110,\ B_c = 1{,}000$
$C_{AB1,10}=[A_{1,10}^2+B_{1,10}^2]^{1/2}$
6 *Ostwald*-Farben (o)
von maximalem (m) $C_{AB,10}$ im
Buntwertdiagramm (A_{10}, B_{10})
Lichtart P35, $Y_{W,10}$=100, $Y_{N,10}$=4

Parameter:
Y_{10} & Name
Lichtart P35
$Y_{W,10}$=100, $Y_{N,10}$=4

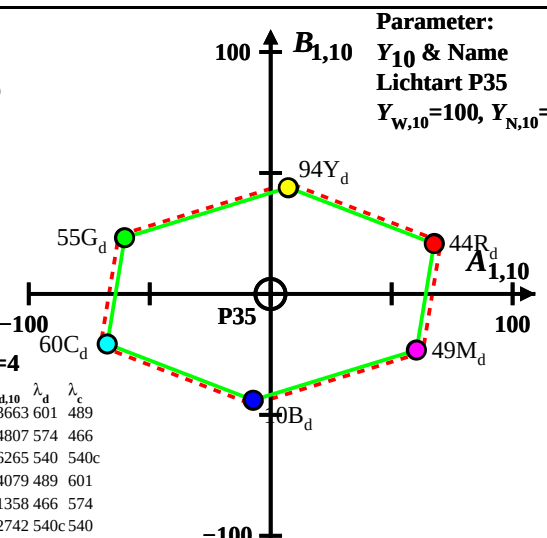

Name	Bereich	$X_{d,10}$	$Y_{d,10}$	$Z_{d,10}$	$x_{d,10}$	$y_{d,10}$	λ_d	λ_c
R_d	571_775	73.72	43.85	2.13	0.6158	0.3663	601	489
Y_d	494_775	96.73	94.47	5.3	0.4922	0.4807	574	466
G_d	494_571	27.3	54.71	5.3	0.3126	0.6265	540	540c
C_d	380_571	35.28	60.24	52.16	0.2389	0.4079	489	601
B_d	380_494	12.27	9.63	49.0	0.1731	0.1358	466	574
M_d	571_494	81.7	49.39	49.0	0.4536	0.2742	540c	540
W_d	380_775	104.7199.99		52.16	0.4076	0.3892	100%	
N_d	380_775	4.18	3.99	2.08	0.4076	0.3892	4%	
Z_d	380_775	18.84	17.99	9.38	0.4076	0.3892	18%	

BGM11−6A

$XYZ_{W,10}$=109.29 , 99.99 , 39.19
$A_{1,10} = 2{,}5\ (a_{1,10} - a_{1,n,10})\ Y_{10}$
$B_{1,10} = 2{,}5\ B_c\ (b_{1,10} - b_{1,n,10})\ Y_{10}$
$a_{1,10} = a_{20}\ [\ (x_{10} - x_c)\ /\ y_{10}]$
$b_{1,10} = b_{20}\ [\ z_{10}\ /\ y_{10}]$
$a_{20} = 1,\ b_{20} = -0{,}4$
$x_c = 0{,}110,\ B_c = 1{,}000$
$C_{AB1,10}=[A_{1,10}^2+B_{1,10}^2]^{1/2}$
6 *Ostwald*-Farben (o)
von maximalem (m) $C_{AB,10}$ im
Buntwertdiagramm (A_{10}, B_{10})
Lichtart P30, $Y_{W,10}$=100, $Y_{N,10}$=4

Parameter:
Y_{10} & Name
Lichtart P30
$Y_{W,10}$=100, $Y_{N,10}$=4

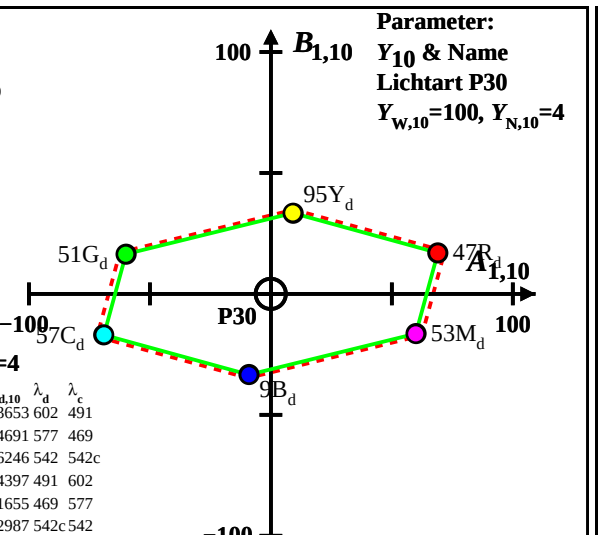

Name	Bereich	$X_{d,10}$	$Y_{d,10}$	$Z_{d,10}$	$x_{d,10}$	$y_{d,10}$	λ_d	λ_c
R_d	574_775	80.72	47.39	1.6	0.6222	0.3653	602	491
Y_d	497_775	103.4494.68		3.68	0.5125	0.4691	577	469
G_d	497_574	27.19	51.39	3.68	0.3305	0.6246	542	542c
C_d	380_574	33.05	56.7	39.2	0.2563	0.4397	491	602
B_d	380_497	10.33	9.41	37.12	0.1817	0.1655	469	577
M_d	574_497	86.58	52.71	37.12	0.4907	0.2987	542c	542
W_d	380_775	109.2999.99		39.19	0.4398	0.4024	100%	
N_d	380_775	4.37	3.99	1.56	0.4398	0.4024	4%	
Z_d	380_775	19.67	17.99	7.05	0.4398	0.4024	18%	

BGM11−7A

$XYZ_{W,10}$=116.54 , 99.99 , 26.13
$A_{1,10} = 2{,}5\ (a_{1,10} - a_{1,n,10})\ Y_{10}$
$B_{1,10} = 2{,}5\ B_c\ (b_{1,10} - b_{1,n,10})\ Y_{10}$
$a_{1,10} = a_{20}\ [\ (x_{10} - x_c)\ /\ y_{10}]$
$b_{1,10} = b_{20}\ [\ z_{10}\ /\ y_{10}]$
$a_{20} = 1,\ b_{20} = -0{,}4$
$x_c = 0{,}110,\ B_c = 1{,}000$
$C_{AB1,10}=[A_{1,10}^2+B_{1,10}^2]^{1/2}$
6 *Ostwald*-Farben (o)
von maximalem (m) $C_{AB,10}$ im
Buntwertdiagramm (A_{10}, B_{10})
Lichtart P25, $Y_{W,10}$=100, $Y_{N,10}$=4

Parameter:
Y_{10} & Name
Lichtart P25
$Y_{W,10}$=100, $Y_{N,10}$=4

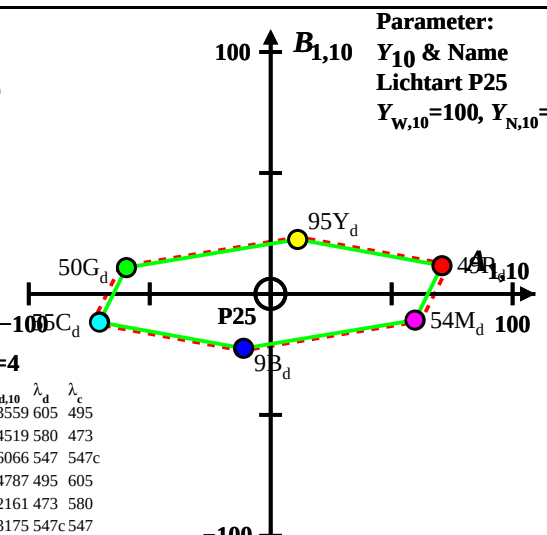

Name	Bereich	$X_{d,10}$	$Y_{d,10}$	$Z_{d,10}$	$x_{d,10}$	$y_{d,10}$	λ_d	λ_c
R_d	578_775	87.32	48.86	1.07	0.6362	0.3559	605	495
Y_d	500_775	112.7894.86		2.25	0.5373	0.4519	580	473
G_d	500_578	30.23	50.1	2.25	0.366	0.6066	547	547c
C_d	380_578	33.99	55.24	26.13	0.2946	0.4787	495	605
B_d	380_500	8.54	9.23	24.95	0.1999	0.2161	473	580
M_d	578_500	91.09	54.0	24.95	0.5356	0.3175	547c	547
W_d	380_775	116.5499.99		26.13	0.4802	0.412	100%	
N_d	380_775	4.66	3.99	1.04	0.4802	0.412	4%	
Z_d	380_775	20.97	17.99	4.7	0.4802	0.412	18%	

BGM11−8A

BGM11−7N

TUB-Registrierung: 20220301-BGM1/BGM1L0NP.PDF /.PS   TUB-Material: Code=rha4ta
Anwendung für Beurteilung und Messung von Display- oder Druck-Ausgabe

TUB-Prüfvorlage BGM1; 6 *Ostwald*-Optimalfarben für 8 Lichtarten Pxx,   Eingabe: *rgb/cmy0/000k/n*
CIE-10, Diagramme (A_{10}, B_{10}) & ($A_{1,10}$, $B_{1,10}$), C=25:1