Siehe ähnliche Dateien: http://farbe.li.tu-berlin.de/BGM2/BGM2.HTM
Technische Information: http://farbe.li.tu-berlin.de oder http://farbe.li.tu-berlin.de/

$XYZ_{W,10}$=97.09 , 99.99 , 104.01
$A_{10} = 2,5\,(a_{10} - a_{n10})\,Y_{10}$
$B_{10} = 2,5\,B_c\,(b_{10} - b_{n10})\,Y_{10}$
$a_{10} = a_{20}\,[\,(x_{10} - x_c)/y_{10}]$
$b_{10} = b_{20}\,[\,z_{10}/y_{10}]$
$a_{20} = 1,\; b_{20} = -0,4$
$x_c = 0,000,\; B_c = 1,000$
$C_{AB10}=[A_{10}^2+B_{10}^2]^{1/2}$
6 *Ostwald*-Farben (o)
von maximalem (m) $C_{AB,10}$ im
Buntwertdiagramm (A_{10}, B_{10})
Lichtart P60, $Y_{W,10}$=100, $Y_{N,10}$=10

Parameter:
Y_{10} & Name
Lichtart P60
$Y_{W,10}$=100, $Y_{N,10}$=10

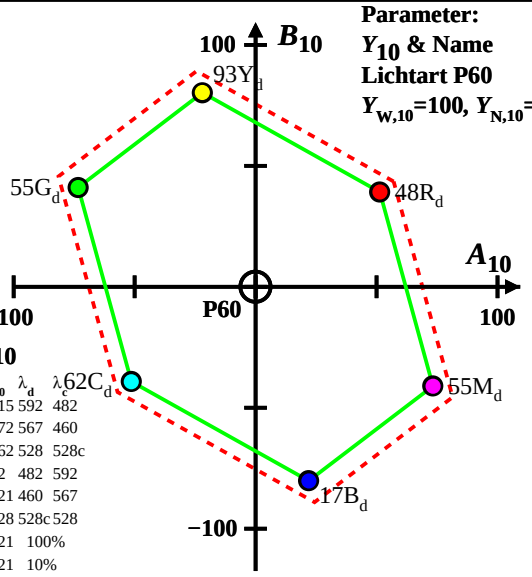

Name	Bereich	$X_{d,10}$	$Y_{d,10}$	$Z_{d,10}$	$x_{d,10}$	$y_{d,10}$	λ_d	λ_c
R_d	563_775	66.93	47.78	10.5	0.5345	0.3815	592	482
Y_d	487_775	81.39	92.89	16.34	0.4269	0.4872	567	460
G_d	487_563	24.26	55.2	16.34	0.2532	0.5762	528	528c
C_d	380_563	39.97	62.32	104.02	0.1937	0.302	482	592
B_d	380_487	25.51	17.21	98.19	0.181	0.1221	460	567
M_d	563_487	82.65	54.9	98.19	0.3505	0.2328	528c	528
W_d	380_775	97.09	99.99	104.01	0.3224	0.3321	100%	
N_d	380_775	9.7	9.99	10.4	0.3224	0.3321	10%	
Z_d	380_775	17.47	17.99	18.72	0.3224	0.3321	18%	

BGM20−1A

$XYZ_{W,10}$=97.65 , 100.0 , 95.55
$A_{10} = 2,5\,(a_{10} - a_{n10})\,Y_{10}$
$B_{10} = 2,5\,B_c\,(b_{10} - b_{n10})\,Y_{10}$
$a_{10} = a_{20}\,[\,(x_{10} - x_c)/y_{10}]$
$b_{10} = b_{20}\,[\,z_{10}/y_{10}]$
$a_{20} = 1,\; b_{20} = -0,4$
$x_c = 0,000,\; B_c = 1,000$
$C_{AB10}=[A_{10}^2+B_{10}^2]^{1/2}$
6 *Ostwald*-Farben (o)
von maximalem (m) $C_{AB,10}$ im
Buntwertdiagramm (A_{10}, B_{10})
Lichtart P55, $Y_{W,10}$=100, $Y_{N,10}$=10

Parameter:
Y_{10} & Name
Lichtart P55
$Y_{W,10}$=100, $Y_{N,10}$=10

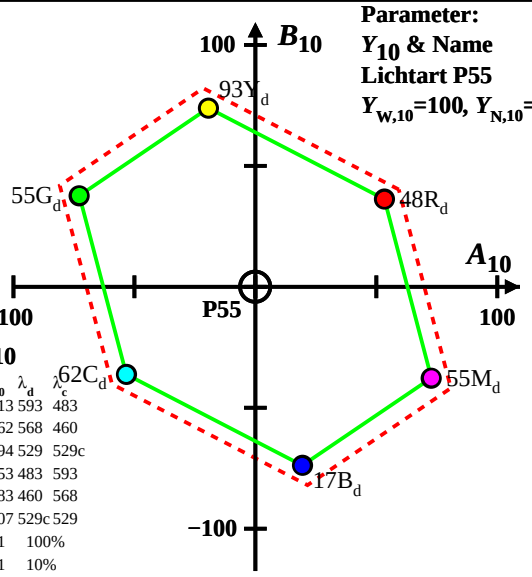

Name	Bereich	$X_{d,10}$	$Y_{d,10}$	$Z_{d,10}$	$x_{d,10}$	$y_{d,10}$	λ_d	λ_c
R_d	564_775	68.21	47.99	9.65	0.5419	0.3813	593	483
Y_d	488_775	83.33	93.29	15.22	0.4343	0.4862	568	460
G_d	488_564	24.97	55.39	15.22	0.2612	0.5794	529	529c
C_d	380_564	39.31	62.11	95.56	0.1995	0.3153	483	593
B_d	380_488	24.19	16.81	89.98	0.1847	0.1283	460	568
M_d	564_488	82.55	54.71	89.98	0.3632	0.2407	529c	529
W_d	380_775	97.65	100.0	95.55	0.333	0.341	100%	
N_d	380_775	9.76	10.0	9.55	0.333	0.341	10%	
Z_d	380_775	17.57	18.0	17.19	0.333	0.341	18%	

BGM20−2A

$XYZ_{W,10}$=98.51 , 99.99 , 86.17
$A_{10} = 2,5\,(a_{10} - a_{n10})\,Y_{10}$
$B_{10} = 2,5\,B_c\,(b_{10} - b_{n10})\,Y_{10}$
$a_{10} = a_{20}\,[\,(x_{10} - x_c)/y_{10}]$
$b_{10} = b_{20}\,[\,z_{10}/y_{10}]$
$a_{20} = 1,\; b_{20} = -0,4$
$x_c = 0,000,\; B_c = 1,000$
$C_{AB10}=[A_{10}^2+B_{10}^2]^{1/2}$
6 *Ostwald*-Farben (o)
von maximalem (m) $C_{AB,10}$ im
Buntwertdiagramm (A_{10}, B_{10})
Lichtart P50, $Y_{W,10}$=100, $Y_{N,10}$=10

Parameter:
Y_{10} & Name
Lichtart P50
$Y_{W,10}$=100, $Y_{N,10}$=10

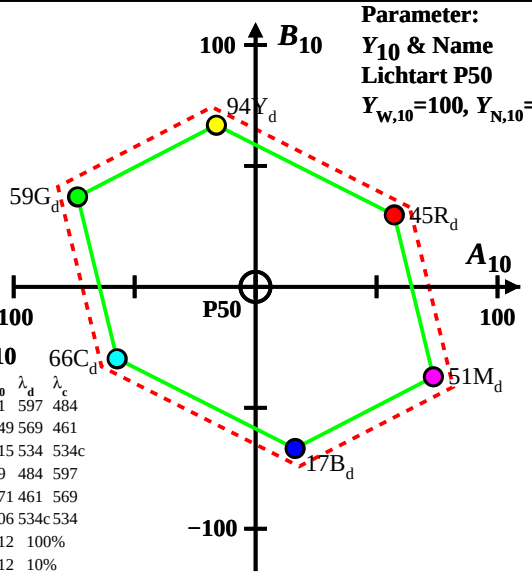

Name	Bereich	$X_{d,10}$	$Y_{d,10}$	$Z_{d,10}$	$x_{d,10}$	$y_{d,10}$	λ_d	λ_c
R_d	565_775	66.8	44.54	8.7	0.5564	0.371	597	484
Y_d	489_775	85.68	93.58	13.71	0.444	0.4849	569	461
G_d	489_565	28.83	59.14	13.71	0.2835	0.5815	534	534c
C_d	380_565	41.66	65.56	86.17	0.2154	0.339	484	597
B_d	380_489	22.78	16.52	81.16	0.1891	0.1371	461	569
M_d	565_489	79.63	50.96	81.16	0.376	0.2406	534c	534
W_d	380_775	98.51	99.99	86.17	0.346	0.3512	100%	
N_d	380_775	9.85	9.99	8.61	0.346	0.3512	10%	
Z_d	380_775	17.73	17.99	15.51	0.346	0.3512	18%	

BGM20−3A

$XYZ_{W,10}$=99.8 , 100.0 , 75.8
$A_{10} = 2,5\,(a_{10} - a_{n10})\,Y_{10}$
$B_{10} = 2,5\,B_c\,(b_{10} - b_{n10})\,Y_{10}$
$a_{10} = a_{20}\,[\,(x_{10} - x_c)/y_{10}]$
$b_{10} = b_{20}\,[\,z_{10}/y_{10}]$
$a_{20} = 1,\; b_{20} = -0,4$
$x_c = 0,000,\; B_c = 1,000$
$C_{AB10}=[A_{10}^2+B_{10}^2]^{1/2}$
6 *Ostwald*-Farben (o)
von maximalem (m) $C_{AB,10}$ im
Buntwertdiagramm (A_{10}, B_{10})
Lichtart P45, $Y_{W,10}$=100, $Y_{N,10}$=10

Parameter:
Y_{10} & Name
Lichtart P45
$Y_{W,10}$=100, $Y_{N,10}$=10

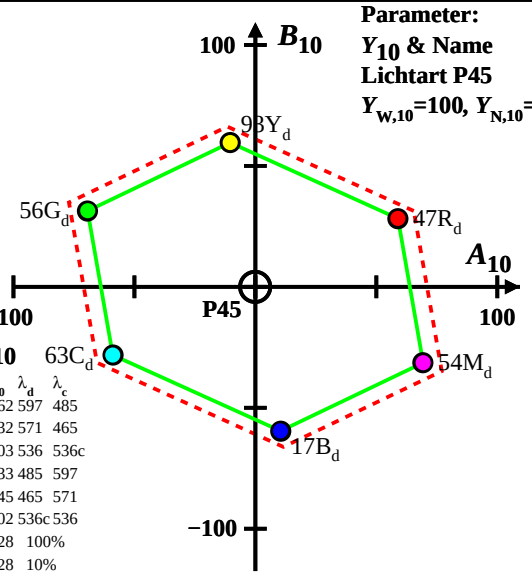

Name	Bereich	$X_{d,10}$	$Y_{d,10}$	$Z_{d,10}$	$x_{d,10}$	$y_{d,10}$	λ_d	λ_c
R_d	567_775	70.82	47.34	7.65	0.5628	0.3762	597	485
Y_d	490_775	88.57	92.93	10.81	0.4605	0.4832	571	465
G_d	490_567	27.82	55.69	10.81	0.2949	0.5903	536	536c
C_d	380_567	39.06	62.76	75.81	0.2198	0.3533	485	597
B_d	380_490	21.31	17.17	72.65	0.1917	0.1545	465	571
M_d	567_490	82.06	54.41	72.65	0.3923	0.2602	536c	536
W_d	380_775	99.8	100.0	75.8	0.3621	0.3628	100%	
N_d	380_775	9.98	10.0	7.58	0.3621	0.3628	10%	
Z_d	380_775	17.96	18.0	13.64	0.3621	0.3628	18%	

BGM20−4A

$XYZ_{W,10}$=101.75 , 100.0 , 64.44
$A_{10} = 2,5\,(a_{10} - a_{n10})\,Y_{10}$
$B_{10} = 2,5\,B_c\,(b_{10} - b_{n10})\,Y_{10}$
$a_{10} = a_{20}\,[\,(x_{10} - x_c)/y_{10}]$
$b_{10} = b_{20}\,[\,z_{10}/y_{10}]$
$a_{20} = 1,\; b_{20} = -0,4$
$x_c = 0,000,\; B_c = 1,000$
$C_{AB10}=[A_{10}^2+B_{10}^2]^{1/2}$
6 *Ostwald*-Farben (o)
von maximalem (m) $C_{AB,10}$ im
Buntwertdiagramm (A_{10}, B_{10})
Lichtart P40, $Y_{W,10}$=100, $Y_{N,10}$=10

Parameter:
Y_{10} & Name
Lichtart P40
$Y_{W,10}$=100, $Y_{N,10}$=10

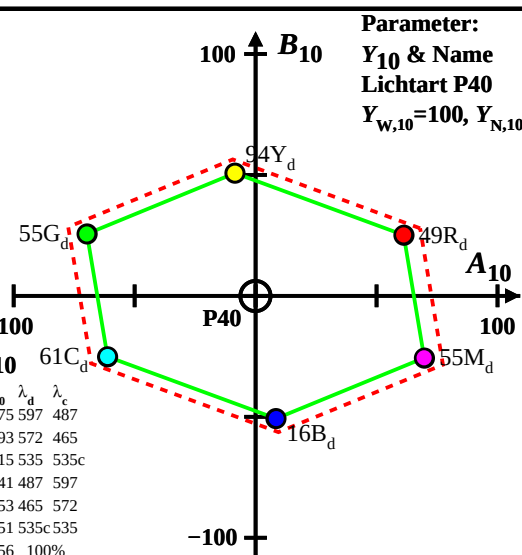

Name	Bereich	$X_{d,10}$	$Y_{d,10}$	$Z_{d,10}$	$x_{d,10}$	$y_{d,10}$	λ_d	λ_c
R_d	569_775	74.46	49.11	6.5	0.5724	0.3775	597	487
Y_d	492_775	92.34	94.1	9.87	0.4703	0.4793	572	465
G_d	492_569	28.16	55.09	9.87	0.3024	0.5915	535	535c
C_d	380_569	37.57	60.99	64.45	0.2304	0.3741	487	597
B_d	380_492	19.69	16.0	61.08	0.2034	0.1653	465	572
M_d	569_492	83.87	55.01	61.08	0.4194	0.2751	535c	535
W_d	380_775	101.75100.0		64.44	0.3822	0.3756	100%	
N_d	380_775	10.17	10.0	6.44	0.3822	0.3756	10%	
Z_d	380_775	18.31	18.0	11.6	0.3822	0.3756	18%	

BGM20−5A

$XYZ_{W,10}$=104.71 , 99.99 , 52.16
$A_{10} = 2,5\,(a_{10} - a_{n10})\,Y_{10}$
$B_{10} = 2,5\,B_c\,(b_{10} - b_{n10})\,Y_{10}$
$a_{10} = a_{20}\,[\,(x_{10} - x_c)/y_{10}]$
$b_{10} = b_{20}\,[\,z_{10}/y_{10}]$
$a_{20} = 1,\; b_{20} = -0,4$
$x_c = 0,000,\; B_c = 1,000$
$C_{AB10}=[A_{10}^2+B_{10}^2]^{1/2}$
6 *Ostwald*-Farben (o)
von maximalem (m) $C_{AB,10}$ im
Buntwertdiagramm (A_{10}, B_{10})
Lichtart P35, $Y_{W,10}$=100, $Y_{N,10}$=10

Parameter:
Y_{10} & Name
Lichtart P35
$Y_{W,10}$=100, $Y_{N,10}$=10

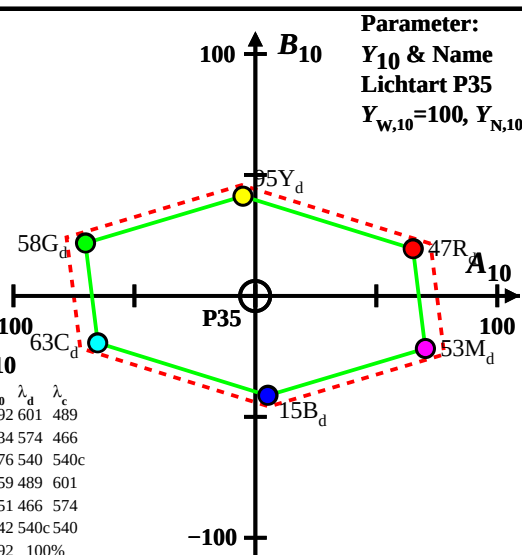

Name	Bereich	$X_{d,10}$	$Y_{d,10}$	$Z_{d,10}$	$x_{d,10}$	$y_{d,10}$	λ_d	λ_c
R_d	571_775	75.67	47.37	5.26	0.5897	0.3692	601	489
Y_d	494_775	97.24	94.82	8.23	0.4854	0.4734	574	466
G_d	494_571	32.14	57.54	8.23	0.3282	0.5876	540	540c
C_d	380_571	39.62	62.73	52.16	0.2564	0.4059	489	601
B_d	380_494	18.05	15.28	49.2	0.2187	0.1851	466	574
M_d	571_494	83.15	52.56	49.2	0.4496	0.2842	540c	540
W_d	380_775	104.7199.99		52.16	0.4076	0.3892	100%	
N_d	380_775	10.47	9.99	5.21	0.4076	0.3892	10%	
Z_d	380_775	18.84	17.99	9.38	0.4076	0.3892	18%	

BGM20−6A

$XYZ_{W,10}$=109.29 , 99.99 , 39.19
$A_{10} = 2,5\,(a_{10} - a_{n10})\,Y_{10}$
$B_{10} = 2,5\,B_c\,(b_{10} - b_{n10})\,Y_{10}$
$a_{10} = a_{20}\,[\,(x_{10} - x_c)/y_{10}]$
$b_{10} = b_{20}\,[\,z_{10}/y_{10}]$
$a_{20} = 1,\; b_{20} = -0,4$
$x_c = 0,000,\; B_c = 1,000$
$C_{AB10}=[A_{10}^2+B_{10}^2]^{1/2}$
6 *Ostwald*-Farben (o)
von maximalem (m) $C_{AB,10}$ im
Buntwertdiagramm (A_{10}, B_{10})
Lichtart P30, $Y_{W,10}$=100, $Y_{N,10}$=10

Parameter:
Y_{10} & Name
Lichtart P30
$Y_{W,10}$=100, $Y_{N,10}$=10

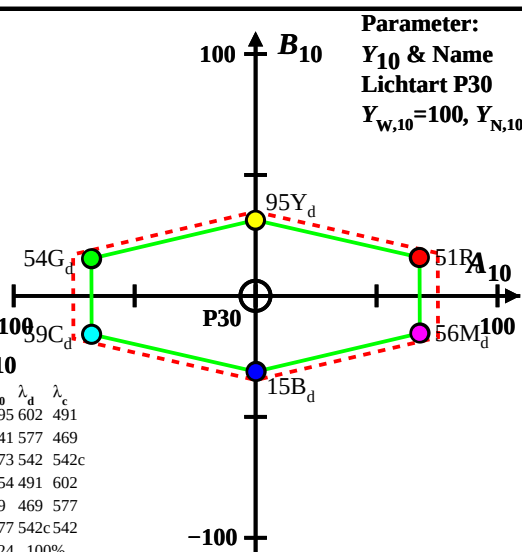

Name	Bereich	$X_{d,10}$	$Y_{d,10}$	$Z_{d,10}$	$x_{d,10}$	$y_{d,10}$	λ_d	λ_c
R_d	574_775	82.51	50.69	3.95	0.6015	0.3695	602	491
Y_d	497_775	103.8195.02		5.9	0.507	0.4641	577	469
G_d	497_574	32.33	54.43	5.9	0.3488	0.5873	542	542c
C_d	380_574	37.82	59.41	39.2	0.2772	0.4354	491	602
B_d	380_497	16.53	15.08	37.25	0.24	0.219	469	577
M_d	574_497	88.01	55.67	37.25	0.4864	0.3077	542c	542
W_d	380_775	109.2999.99		39.19	0.4398	0.4024	100%	
N_d	380_775	10.92	9.99	3.91	0.4398	0.4024	10%	
Z_d	380_775	19.67	17.99	7.05	0.4398	0.4024	18%	

BGM20−7A

$XYZ_{W,10}$=116.54 , 99.99 , 26.13
$A_{10} = 2,5\,(a_{10} - a_{n10})\,Y_{10}$
$B_{10} = 2,5\,B_c\,(b_{10} - b_{n10})\,Y_{10}$
$a_{10} = a_{20}\,[\,(x_{10} - x_c)/y_{10}]$
$b_{10} = b_{20}\,[\,z_{10}/y_{10}]$
$a_{20} = 1,\; b_{20} = -0,4$
$x_c = 0,000,\; B_c = 1,000$
$C_{AB10}=[A_{10}^2+B_{10}^2]^{1/2}$
6 *Ostwald*-Farben (o)
von maximalem (m) $C_{AB,10}$ im
Buntwertdiagramm (A_{10}, B_{10})
Lichtart P25, $Y_{W,10}$=100, $Y_{N,10}$=10

Parameter:
Y_{10} & Name
Lichtart P25
$Y_{W,10}$=100, $Y_{N,10}$=10

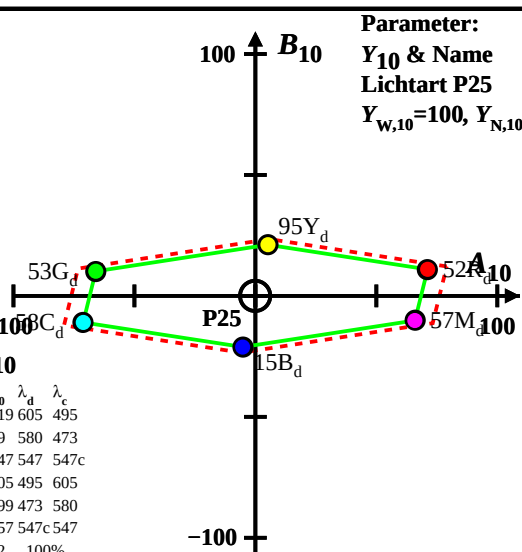

Name	Bereich	$X_{d,10}$	$Y_{d,10}$	$Z_{d,10}$	$x_{d,10}$	$y_{d,10}$	λ_d	λ_c
R_d	578_775	89.16	52.06	2.63	0.6197	0.3619	605	495
Y_d	500_775	113.0295.19		3.75	0.5332	0.449	580	473
G_d	500_578	35.63	53.22	3.75	0.3847	0.5747	547	547c
C_d	380_578	39.16	58.04	26.14	0.3175	0.4705	495	605
B_d	380_500	15.3	14.91	25.03	0.2769	0.2699	473	580
M_d	578_500	92.69	56.88	25.03	0.5308	0.3257	547c	547
W_d	380_775	116.5499.99		26.13	0.4802	0.412	100%	
N_d	380_775	11.65	9.99	2.61	0.4802	0.412	10%	
Z_d	380_775	20.97	17.99	4.7	0.4802	0.412	18%	

BGM20−8A

BGM20−7N

$XYZ_{W,10}$=97.09 , 99.99 , 104.01
$A_{1,10} = 2,5\,(a_{1,10} - a_{1,n,10})\,Y_{10}$
$B_{1,10} = 2,5\,B_c\,(b_{1,10} - b_{1,n,10})\,Y_{10}$
$a_{1,10} = a_{20}\,[\,(x_{10} - x_c)/y_{10}]$
$b_{1,10} = b_{20}\,[\,z_{10}/y_{10}]$
$a_{20} = 1,\; b_{20} = -0,4$
$x_c = 0,110,\; B_c = 1,000$
$C_{AB1,10}=[A_{1,10}^2+B_{1,10}^2]^{1/2}$
6 *Ostwald*-Farben (o)
von maximalem (m) $C_{AB,10}$ im
Buntwertdiagramm (A_{10}, B_{10})
Lichtart P60, $Y_{W,10}$=100, $Y_{N,10}$=10

Parameter:
Y_{10} & Name
Lichtart P60
$Y_{W,10}$=100, $Y_{N,10}$=10

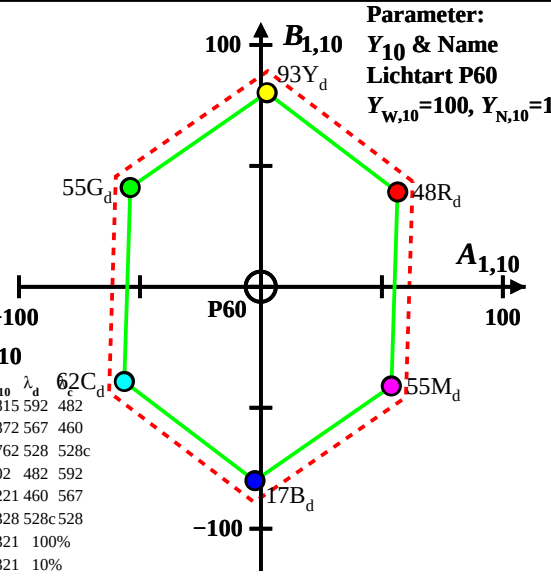

Name	Bereich	$X_{d,10}$	$Y_{d,10}$	$Z_{d,10}$	$x_{d,10}$	$y_{d,10}$	λ_d	λ_c
R_d	563_775	66.93	47.78	10.5	0.5345	0.3815	592	482
Y_d	487_775	81.39	92.89	16.34	0.4269	0.4872	567	460
G_d	487_563	24.26	55.2	16.34	0.2532	0.5762	528	528c
C_d	380_563	39.97	62.32	104.02	0.1937	0.302	482	592
B_d	380_487	25.51	17.21	98.19	0.181	0.1221	460	567
M_d	563_487	82.65	54.9	98.19	0.3505	0.2328	528c	528
W_d	380_775	97.09	99.99	104.01	0.3224	0.3321	100%	
N_d	380_775	9.7	9.99	10.4	0.3224	0.3321	10%	
Z_d	380_775	17.47	17.99	18.72	0.3224	0.3321	18%	

BGM21−1A

$XYZ_{W,10}$=97.65 , 100.0 , 95.55
$A_{1,10} = 2,5\,(a_{1,10} - a_{1,n,10})\,Y_{10}$
$B_{1,10} = 2,5\,B_c\,(b_{1,10} - b_{1,n,10})\,Y_{10}$
$a_{1,10} = a_{20}\,[\,(x_{10} - x_c)/y_{10}]$
$b_{1,10} = b_{20}\,[\,z_{10}/y_{10}]$
$a_{20} = 1,\; b_{20} = -0,4$
$x_c = 0,110,\; B_c = 1,000$
$C_{AB1,10}=[A_{1,10}^2+B_{1,10}^2]^{1/2}$
6 *Ostwald*-Farben (o)
von maximalem (m) $C_{AB,10}$ im
Buntwertdiagramm (A_{10}, B_{10})
Lichtart P55, $Y_{W,10}$=100, $Y_{N,10}$=10

Parameter:
Y_{10} & Name
Lichtart P55
$Y_{W,10}$=100, $Y_{N,10}$=10

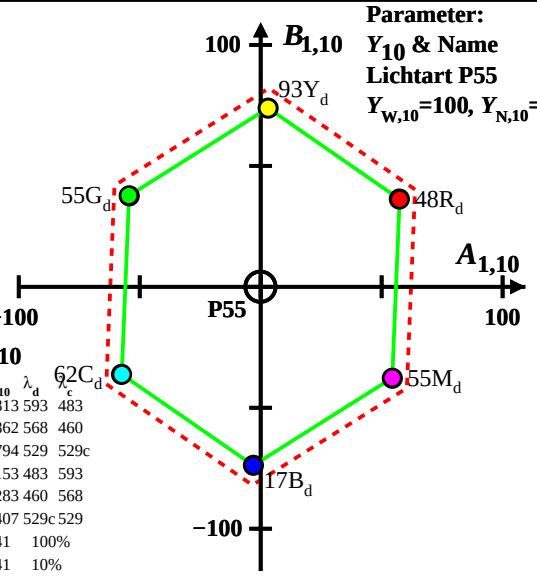

Name	Bereich	$X_{d,10}$	$Y_{d,10}$	$Z_{d,10}$	$x_{d,10}$	$y_{d,10}$	λ_d	λ_c
R_d	564_775	68.21	47.99	9.65	0.5419	0.3813	593	483
Y_d	488_775	83.33	93.29	15.22	0.4343	0.4862	568	460
G_d	488_564	24.97	55.39	15.22	0.2612	0.5794	529	529c
C_d	380_564	39.31	62.11	95.56	0.1995	0.3153	483	593
B_d	380_488	24.19	16.81	89.98	0.1847	0.1283	460	568
M_d	564_488	82.55	54.71	89.98	0.3632	0.2407	529c	529
W_d	380_775	97.65	100.0	95.55	0.333	0.341	100%	
N_d	380_775	9.76	10.0	9.55	0.333	0.341	10%	
Z_d	380_775	17.57	18.0	17.19	0.333	0.341	18%	

BGM21−2A

$XYZ_{W,10}$=98.51 , 99.99 , 86.17
$A_{1,10} = 2,5\,(a_{1,10} - a_{1,n,10})\,Y_{10}$
$B_{1,10} = 2,5\,B_c\,(b_{1,10} - b_{1,n,10})\,Y_{10}$
$a_{1,10} = a_{20}\,[\,(x_{10} - x_c)/y_{10}]$
$b_{1,10} = b_{20}\,[\,z_{10}/y_{10}]$
$a_{20} = 1,\; b_{20} = -0,4$
$x_c = 0,110,\; B_c = 1,000$
$C_{AB1,10}=[A_{1,10}^2+B_{1,10}^2]^{1/2}$
6 *Ostwald*-Farben (o)
von maximalem (m) $C_{AB,10}$ im
Buntwertdiagramm (A_{10}, B_{10})
Lichtart P50, $Y_{W,10}$=100, $Y_{N,10}$=10

Parameter:
Y_{10} & Name
Lichtart P50
$Y_{W,10}$=100, $Y_{N,10}$=10

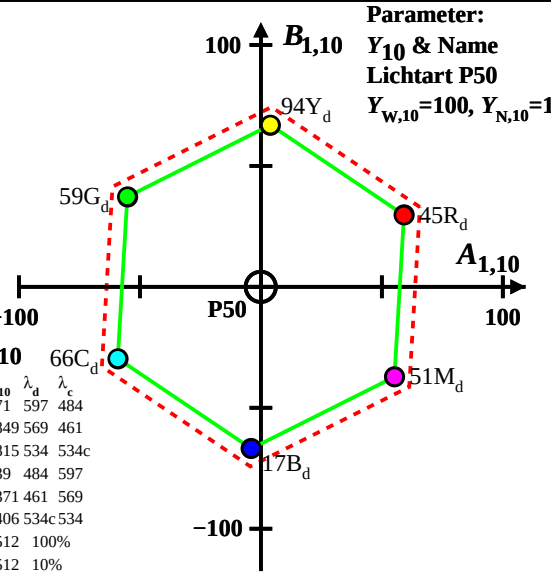

Name	Bereich	$X_{d,10}$	$Y_{d,10}$	$Z_{d,10}$	$x_{d,10}$	$y_{d,10}$	λ_d	λ_c
R_d	565_775	66.8	44.54	8.7	0.5564	0.371	597	484
Y_d	489_775	85.68	93.58	13.71	0.444	0.4849	569	461
G_d	489_565	28.83	59.14	13.71	0.2835	0.5815	534	534c
C_d	380_565	41.66	65.56	86.17	0.2154	0.339	484	597
B_d	380_489	22.78	16.52	81.16	0.1891	0.1371	461	569
M_d	565_489	79.63	50.96	81.16	0.376	0.2406	534c	534
W_d	380_775	98.51	99.99	86.17	0.346	0.3512	100%	
N_d	380_775	9.85	9.99	8.61	0.346	0.3512	10%	
Z_d	380_775	17.73	17.99	15.51	0.346	0.3512	18%	

BGM21−3A

$XYZ_{W,10}$=99.8 , 100.0 , 75.8
$A_{1,10} = 2,5\,(a_{1,10} - a_{1,n,10})\,Y_{10}$
$B_{1,10} = 2,5\,B_c\,(b_{1,10} - b_{1,n,10})\,Y_{10}$
$a_{1,10} = a_{20}\,[\,(x_{10} - x_c)/y_{10}]$
$b_{1,10} = b_{20}\,[\,z_{10}/y_{10}]$
$a_{20} = 1,\; b_{20} = -0,4$
$x_c = 0,110,\; B_c = 1,000$
$C_{AB1,10}=[A_{1,10}^2+B_{1,10}^2]^{1/2}$
6 *Ostwald*-Farben (o)
von maximalem (m) $C_{AB,10}$ im
Buntwertdiagramm (A_{10}, B_{10})
Lichtart P45, $Y_{W,10}$=100, $Y_{N,10}$=10

Parameter:
Y_{10} & Name
Lichtart P45
$Y_{W,10}$=100, $Y_{N,10}$=10

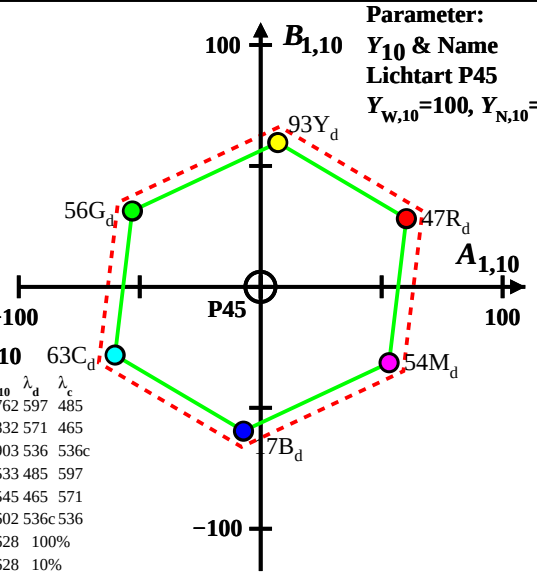

Name	Bereich	$X_{d,10}$	$Y_{d,10}$	$Z_{d,10}$	$x_{d,10}$	$y_{d,10}$	λ_d	λ_c
R_d	567_775	70.82	47.34	7.65	0.5628	0.3762	597	485
Y_d	490_775	88.57	92.93	10.81	0.4605	0.4832	571	465
G_d	490_567	27.82	55.69	10.81	0.2949	0.5903	536	536c
C_d	380_567	39.06	62.76	75.81	0.2198	0.3533	485	597
B_d	380_490	21.31	17.17	72.65	0.1917	0.1545	465	571
M_d	567_490	82.06	54.41	72.65	0.3923	0.2602	536c	536
W_d	380_775	99.8	100.0	75.8	0.3621	0.3628	100%	
N_d	380_775	9.98	10.0	7.58	0.3621	0.3628	10%	
Z_d	380_775	17.96	18.0	13.64	0.3621	0.3628	18%	

BGM21−4A

$XYZ_{W,10}$=101.75 , 100.0 , 64.44
$A_{1,10} = 2,5\,(a_{1,10} - a_{1,n,10})\,Y_{10}$
$B_{1,10} = 2,5\,B_c\,(b_{1,10} - b_{1,n,10})\,Y_{10}$
$a_{1,10} = a_{20}\,[\,(x_{10} - x_c)/y_{10}]$
$b_{1,10} = b_{20}\,[\,z_{10}/y_{10}]$
$a_{20} = 1,\; b_{20} = -0,4$
$x_c = 0,110,\; B_c = 1,000$
$C_{AB1,10}=[A_{1,10}^2+B_{1,10}^2]^{1/2}$
6 *Ostwald*-Farben (o)
von maximalem (m) $C_{AB,10}$ im
Buntwertdiagramm (A_{10}, B_{10})
Lichtart P40, $Y_{W,10}$=100, $Y_{N,10}$=10

Parameter:
Y_{10} & Name
Lichtart P40
$Y_{W,10}$=100, $Y_{N,10}$=10

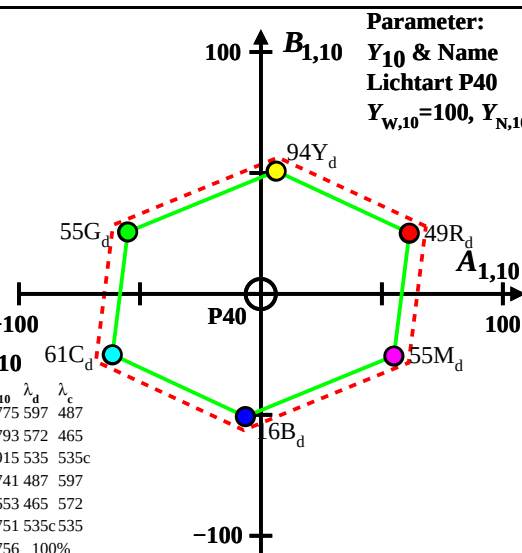

Name	Bereich	$X_{d,10}$	$Y_{d,10}$	$Z_{d,10}$	$x_{d,10}$	$y_{d,10}$	λ_d	λ_c
R_d	569_775	74.46	49.11	6.5	0.5724	0.3775	597	487
Y_d	492_775	92.34	94.1	9.87	0.4703	0.4793	572	465
G_d	492_569	28.16	55.09	9.87	0.3024	0.5915	535	535c
C_d	380_569	37.57	60.99	64.45	0.2304	0.3741	487	597
B_d	380_492	19.69	16.0	61.08	0.2034	0.1653	465	572
M_d	569_492	83.87	55.01	61.08	0.4194	0.2751	535c	535
W_d	380_775	101.75100.0		64.44	0.3822	0.3756	100%	
N_d	380_775	10.17	10.0	6.44	0.3822	0.3756	10%	
Z_d	380_775	18.31	18.0	11.6	0.3822	0.3756	18%	

BGM21−5A

$XYZ_{W,10}$=104.71 , 99.99 , 52.16
$A_{1,10} = 2,5\,(a_{1,10} - a_{1,n,10})\,Y_{10}$
$B_{1,10} = 2,5\,B_c\,(b_{1,10} - b_{1,n,10})\,Y_{10}$
$a_{1,10} = a_{20}\,[\,(x_{10} - x_c)/y_{10}]$
$b_{1,10} = b_{20}\,[\,z_{10}/y_{10}]$
$a_{20} = 1,\; b_{20} = -0,4$
$x_c = 0,110,\; B_c = 1,000$
$C_{AB1,10}=[A_{1,10}^2+B_{1,10}^2]^{1/2}$
6 *Ostwald*-Farben (o)
von maximalem (m) $C_{AB,10}$ im
Buntwertdiagramm (A_{10}, B_{10})
Lichtart P35, $Y_{W,10}$=100, $Y_{N,10}$=10

Parameter:
Y_{10} & Name
Lichtart P35
$Y_{W,10}$=100, $Y_{N,10}$=10

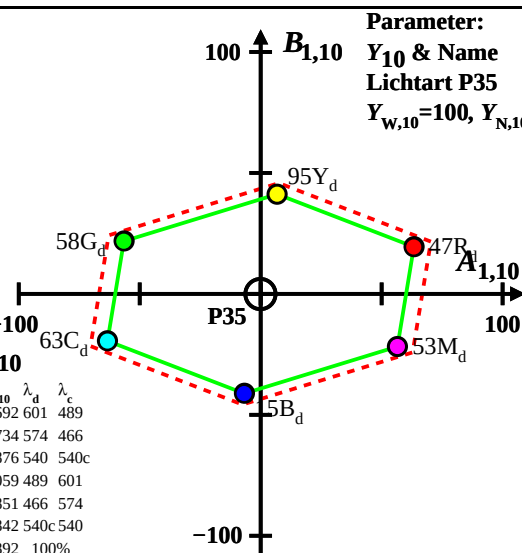

Name	Bereich	$X_{d,10}$	$Y_{d,10}$	$Z_{d,10}$	$x_{d,10}$	$y_{d,10}$	λ_d	λ_c
R_d	571_775	75.67	47.37	5.26	0.5897	0.3692	601	489
Y_d	494_775	97.24	94.82	8.23	0.4854	0.4734	574	466
G_d	494_571	32.14	57.54	8.23	0.3282	0.5876	540	540c
C_d	380_571	39.62	62.73	52.16	0.2564	0.4059	489	601
B_d	380_494	18.05	15.28	49.2	0.2187	0.1851	466	574
M_d	571_494	83.15	52.56	49.2	0.4496	0.2842	540c	540
W_d	380_775	104.7199.99		52.16	0.4076	0.3892	100%	
N_d	380_775	10.47	9.99	5.21	0.4076	0.3892	10%	
Z_d	380_775	18.84	17.99	9.38	0.4076	0.3892	18%	

BGM21−6A

$XYZ_{W,10}$=109.29 , 99.99 , 39.19
$A_{1,10} = 2,5\,(a_{1,10} - a_{1,n,10})\,Y_{10}$
$B_{1,10} = 2,5\,B_c\,(b_{1,10} - b_{1,n,10})\,Y_{10}$
$a_{1,10} = a_{20}\,[\,(x_{10} - x_c)/y_{10}]$
$b_{1,10} = b_{20}\,[\,z_{10}/y_{10}]$
$a_{20} = 1,\; b_{20} = -0,4$
$x_c = 0,110,\; B_c = 1,000$
$C_{AB1,10}=[A_{1,10}^2+B_{1,10}^2]^{1/2}$
6 *Ostwald*-Farben (o)
von maximalem (m) $C_{AB,10}$ im
Buntwertdiagramm (A_{10}, B_{10})
Lichtart P30, $Y_{W,10}$=100, $Y_{N,10}$=10

Parameter:
Y_{10} & Name
Lichtart P30
$Y_{W,10}$=100, $Y_{N,10}$=10

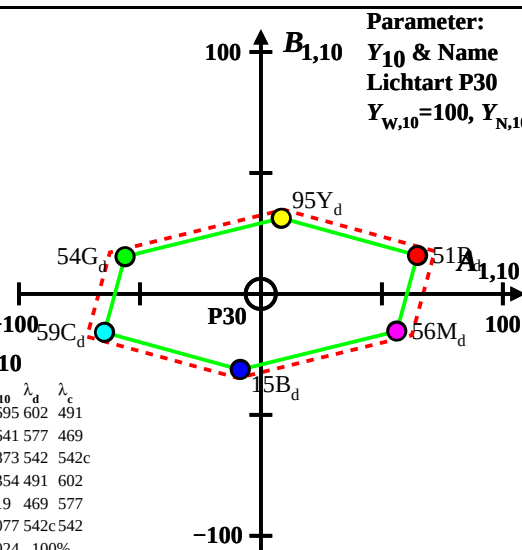

Name	Bereich	$X_{d,10}$	$Y_{d,10}$	$Z_{d,10}$	$x_{d,10}$	$y_{d,10}$	λ_d	λ_c
R_d	574_775	82.51	50.69	3.95	0.6015	0.3695	602	491
Y_d	497_775	103.8195.02		5.9	0.507	0.4641	577	469
G_d	497_574	32.33	54.43	5.9	0.3488	0.5873	542	542c
C_d	380_574	37.82	59.41	39.2	0.2772	0.4354	491	602
B_d	380_497	16.53	15.08	37.25	0.24	0.219	469	577
M_d	574_497	88.01	55.67	37.25	0.4864	0.3077	542c	542
W_d	380_775	109.2999.99		39.19	0.4398	0.4024	100%	
N_d	380_775	10.92	9.99	3.91	0.4398	0.4024	10%	
Z_d	380_775	19.67	17.99	7.05	0.4398	0.4024	18%	

BGM21−7A

$XYZ_{W,10}$=116.54 , 99.99 , 26.13
$A_{1,10} = 2,5\,(a_{1,10} - a_{1,n,10})\,Y_{10}$
$B_{1,10} = 2,5\,B_c\,(b_{1,10} - b_{1,n,10})\,Y_{10}$
$a_{1,10} = a_{20}\,[\,(x_{10} - x_c)/y_{10}]$
$b_{1,10} = b_{20}\,[\,z_{10}/y_{10}]$
$a_{20} = 1,\; b_{20} = -0,4$
$x_c = 0,110,\; B_c = 1,000$
$C_{AB1,10}=[A_{1,10}^2+B_{1,10}^2]^{1/2}$
6 *Ostwald*-Farben (o)
von maximalem (m) $C_{AB,10}$ im
Buntwertdiagramm (A_{10}, B_{10})
Lichtart P25, $Y_{W,10}$=100, $Y_{N,10}$=10

Parameter:
Y_{10} & Name
Lichtart P25
$Y_{W,10}$=100, $Y_{N,10}$=10

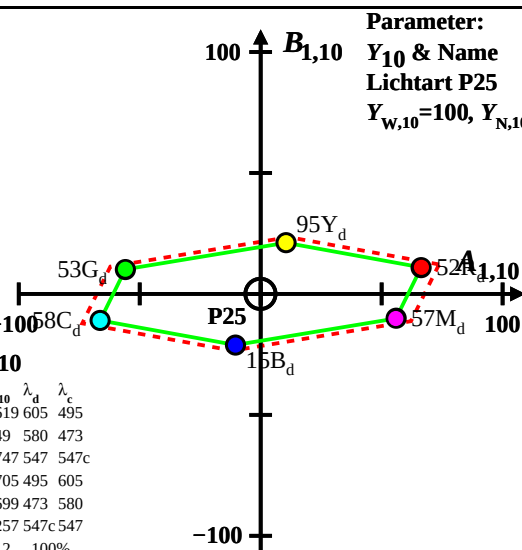

Name	Bereich	$X_{d,10}$	$Y_{d,10}$	$Z_{d,10}$	$x_{d,10}$	$y_{d,10}$	λ_d	λ_c
R_d	578_775	89.16	52.06	2.63	0.6197	0.3619	605	495
Y_d	500_775	113.0295.19		3.75	0.5332	0.449	580	473
G_d	500_578	35.63	53.22	3.75	0.3847	0.5747	547	547c
C_d	380_578	39.16	58.04	26.14	0.3175	0.4705	495	605
B_d	380_500	15.3	14.91	25.03	0.2769	0.2699	473	580
M_d	578_500	92.69	56.88	25.03	0.5308	0.3257	547c	547
W_d	380_775	116.5499.99		26.13	0.4802	0.412	100%	
N_d	380_775	11.65	9.99	2.61	0.4802	0.412	10%	
Z_d	380_775	20.97	17.99	4.7	0.4802	0.412	18%	

BGM21−8A

BGM21−7N

TUB-Registrierung: 20220301-BGM2/BGM2L0NA.TXT /.PS TUB-Material: Code=rha4ta
Anwendung für Beurteilung und Messung von Display- oder Druck-Ausgabe