Siehe ähnliche Dateien: http://farbe.li.tu-berlin.de/BGM4/BGM4.HTM
Technische Information: http://farbe.li.tu-berlin.de oder http://farbe.li.tu-berlin.de/

TUB-Registrierung: 20220301-BGM4/BGM4L0NP.PDF /.PS TUB-Material: Code=rha4ta
Anwendung für Beurteilung und Messung von Display- oder Druck-Ausgabe

$XYZ_{W,10}$=97.09 , 99.99 , 104.01
$A_{10} = 2,5\ (a_{10} - a_{n10})\ Y_{10}$
$B_{10} = 2,5\ B_c\ (b_{10} - b_{n10})\ Y_{10}$
$a_{10} = a_{20}\ [\ (x_{10} - x_c)\ /\ y_{10}]$
$b_{10} = b_{20}\ [\ z_{10}\ /\ y_{10}]$
$a_{20} = 1,\ b_{20} = -0,4$
$x_c = 0,000,\ B_c = 1,000$
$C_{AB,10} = [A_{10}^2 + B_{10}^2]^{1/2}$
6 *Ostwald*-Farben (o)
von maximalem (m) $C_{AB,10}$ im
Buntwertdiagramm (A_{10}, B_{10}) −100
Lichtart P60, $Y_{W,10}$=100, $Y_{N,10}$=50

Parameter: Y_{10} & Name Lichtart P60 $Y_{W,10}$=100, $Y_{N,10}$=50

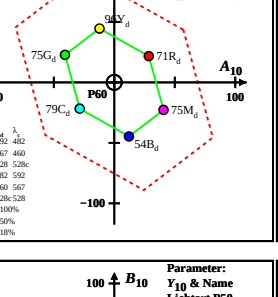

Name	Bereich $X_{A,10}$	$Y_{A,10}$	$Z_{A,10}$	$x_{A,10}$	$y_{A,10}$	λ_d	λ_c
R_d	563,775	80.38	71.03	52.11	0.3949	0.349	592 482
Y_d	487,775	88.41	96.09	55.35	0.3686	0.4006	567 460
G_d	487,563	56.67	75.15	55.35	0.3027	0.4015	528 528c
C_d	380,563	65.4	79.11	104.06	0.263	0.3182	482 592
B_d	380,487	57.37	54.05	100.82	0.2703	0.2546	460 567
M_d	563,487	89.11	74.99	100.82	0.3363	0.283	528c 528
W_d	380,775	97.09	99.99	104.01	0.3224	0.3321	100%
N_d	380,775	48.54	49.99	52.0	0.3224	0.3321	50%
Z_d	380,775	17.47	17.99	18.72	0.3224	0.3321	18%

BGM40−1A

$XYZ_{W,10}$=97.65 , 100.0 , 95.55
$A_{10} = 2,5\ (a_{10} - a_{n10})\ Y_{10}$
$B_{10} = 2,5\ B_c\ (b_{10} - b_{n10})\ Y_{10}$
$a_{10} = a_{20}\ [\ (x_{10} - x_c)\ /\ y_{10}]$
$b_{10} = b_{20}\ [\ z_{10}\ /\ y_{10}]$
$a_{20} = 1,\ b_{20} = -0,4$
$x_c = 0,000,\ B_c = 1,000$
$C_{AB,10} = [A_{10}^2 + B_{10}^2]^{1/2}$
6 *Ostwald*-Farben (o)
von maximalem (m) $C_{AB,10}$ im
Buntwertdiagramm (A_{10}, B_{10}) −100
Lichtart P55, $Y_{W,10}$=100, $Y_{N,10}$=50

Parameter: Y_{10} & Name Lichtart P55 $Y_{W,10}$=100, $Y_{N,10}$=50

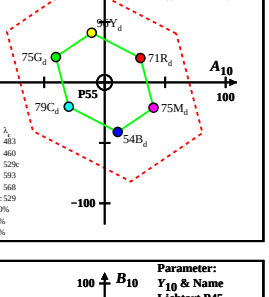

Name	Bereich $X_{A,10}$	$Y_{A,10}$	$Z_{A,10}$	$x_{A,10}$	$y_{A,10}$	λ_d	λ_c
R_d	564,775	81.34	71.15	47.87	0.4059	0.3551	593 483
Y_d	488,775	89.74	96.31	50.96	0.3786	0.4063	568 460
G_d	488,564	57.32	75.26	50.96	0.3122	0.41	529 529c
C_d	380,564	65.28	78.99	95.6	0.2721	0.3293	483 593
B_d	380,488	56.89	53.83	92.5	0.2799	0.2648	460 568
M_d	564,488	89.3	74.88	92.5	0.3479	0.2917	529c 529
W_d	380,775	97.65	100.0	95.55	0.333	0.341	100%
N_d	380,775	48.82	50.0	47.77	0.333	0.341	50%
Z_d	380,775	17.57	18.0	17.19	0.333	0.341	18%

BGM40−2A

$XYZ_{W,10}$=98.51 , 99.99 , 86.17
$A_{10} = 2,5\ (a_{10} - a_{n10})\ Y_{10}$
$B_{10} = 2,5\ B_c\ (b_{10} - b_{n10})\ Y_{10}$
$a_{10} = a_{20}\ [\ (x_{10} - x_c)\ /\ y_{10}]$
$b_{10} = b_{20}\ [\ z_{10}\ /\ y_{10}]$
$a_{20} = 1,\ b_{20} = -0,4$
$x_c = 0,000,\ B_c = 1,000$
$C_{AB,10} = [A_{10}^2 + B_{10}^2]^{1/2}$
6 *Ostwald*-Farben (o)
von maximalem (m) $C_{AB,10}$ im
Buntwertdiagramm (A_{10}, B_{10}) −100
Lichtart P50, $Y_{W,10}$=100, $Y_{N,10}$=50

Parameter: Y_{10} & Name Lichtart P50 $Y_{W,10}$=100, $Y_{N,10}$=50

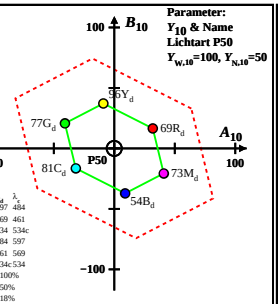

Name	Bereich $X_{A,10}$	$Y_{A,10}$	$Z_{A,10}$	$x_{A,10}$	$y_{A,10}$	λ_d	λ_c
R_d	565,775	80.94	69.23	43.17	0.4186	0.358	597 484
Y_d	489,775	91.43	96.47	45.95	0.3909	0.4125	569 461
G_d	489,565	59.84	77.34	45.95	0.3267	0.4223	534 534c
C_d	380,565	66.97	80.91	86.21	0.286	0.3456	484 597
B_d	380,489	56.48	53.67	83.42	0.2917	0.2772	461 569
M_d	565,489	88.07	72.8	83.42	0.3604	0.298	534c 534
W_d	380,775	98.51	99.99	86.17	0.346	0.3512	100%
N_d	380,775	49.25	49.99	43.08	0.346	0.3512	50%
Z_d	380,775	17.73	17.99	15.51	0.346	0.3512	18%

BGM40−3A

$XYZ_{W,10}$=99.8 , 100.0 , 75.8
$A_{10} = 2,5\ (a_{10} - a_{n10})\ Y_{10}$
$B_{10} = 2,5\ B_c\ (b_{10} - b_{n10})\ Y_{10}$
$a_{10} = a_{20}\ [\ (x_{10} - x_c)\ /\ y_{10}]$
$b_{10} = b_{20}\ [\ z_{10}\ /\ y_{10}]$
$a_{20} = 1,\ b_{20} = -0,4$
$x_c = 0,000,\ B_c = 1,000$
$C_{AB,10} = [A_{10}^2 + B_{10}^2]^{1/2}$
6 *Ostwald*-Farben (o)
von maximalem (m) $C_{AB,10}$ im
Buntwertdiagramm (A_{10}, B_{10}) −100
Lichtart P45, $Y_{W,10}$=100, $Y_{N,10}$=50

Parameter: Y_{10} & Name Lichtart P45 $Y_{W,10}$=100, $Y_{N,10}$=50

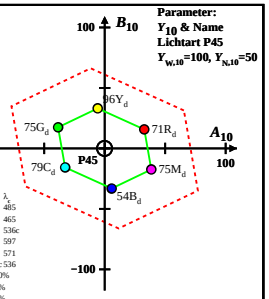

Name	Bereich $X_{A,10}$	$Y_{A,10}$	$Z_{A,10}$	$x_{A,10}$	$y_{A,10}$	λ_d	λ_c
R_d	567,775	83.75	70.79	37.97	0.435	0.3677	597 485
Y_d	490,775	93.61	96.11	39.73	0.4079	0.4188	571 465
G_d	490,567	59.86	75.42	39.73	0.342	0.4309	536 536c
C_d	380,567	66.1	79.35	75.84	0.2986	0.3585	485 597
B_d	380,490	56.24	54.03	74.08	0.305	0.293	465 571
M_d	567,490	89.99	74.72	74.08	0.3768	0.3128	536c 536
W_d	380,775	99.8	100.0	75.8	0.3621	0.3628	100%
N_d	380,775	49.9	50.0	37.9	0.3621	0.3628	50%
Z_d	380,775	17.96	18.0	13.64	0.3621	0.3628	18%

BGM40−4A

$XYZ_{W,10}$=101.75 , 100.0 , 64.44
$A_{10} = 2,5\ (a_{10} - a_{n10})\ Y_{10}$
$B_{10} = 2,5\ B_c\ (b_{10} - b_{n10})\ Y_{10}$
$a_{10} = a_{20}\ [\ (x_{10} - x_c)\ /\ y_{10}]$
$b_{10} = b_{20}\ [\ z_{10}\ /\ y_{10}]$
$a_{20} = 1,\ b_{20} = -0,4$
$x_c = 0,000,\ B_c = 1,000$
$C_{AB,10} = [A_{10}^2 + B_{10}^2]^{1/2}$
6 *Ostwald*-Farben (o)
von maximalem (m) $C_{AB,10}$ im
Buntwertdiagramm (A_{10}, B_{10}) −100
Lichtart P40, $Y_{W,10}$=100, $Y_{N,10}$=50

Parameter: Y_{10} & Name Lichtart P40 $Y_{W,10}$=100, $Y_{N,10}$=50

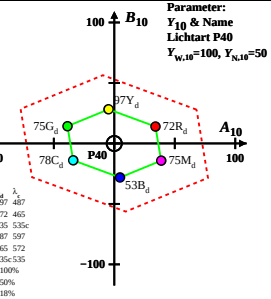

Name	Bereich $X_{A,10}$	$Y_{A,10}$	$Z_{A,10}$	$x_{A,10}$	$y_{A,10}$	λ_d	λ_c
R_d	569,775	86.63	71.77	32.28	0.4543	0.3763	597 487
Y_d	492,775	96.57	96.76	34.15	0.4244	0.4253	572 465
G_d	492,569	60.91	75.09	34.15	0.3579	0.4413	535 535c
C_d	380,569	66.14	78.37	84.47	0.3164	0.375	487 597
B_d	380,492	56.2	53.38	62.6	0.3264	0.3099	465 572
M_d	569,492	91.86	75.05	62.6	0.4002	0.3269	535c 535
W_d	380,775	101.75	100.0	64.44	0.3822	0.3756	100%
N_d	380,775	50.87	50.0	32.22	0.3822	0.3756	50%
Z_d	380,775	18.31	18.0	11.6	0.3822	0.3756	18%

BGM40−5A

$XYZ_{W,10}$=104.71 , 99.99 , 52.16
$A_{10} = 2,5\ (a_{10} - a_{n10})\ Y_{10}$
$B_{10} = 2,5\ B_c\ (b_{10} - b_{n10})\ Y_{10}$
$a_{10} = a_{20}\ [\ (x_{10} - x_c)\ /\ y_{10}]$
$b_{10} = b_{20}\ [\ z_{10}\ /\ y_{10}]$
$a_{20} = 1,\ b_{20} = -0,4$
$x_c = 0,000,\ B_c = 1,000$
$C_{AB,10} = [A_{10}^2 + B_{10}^2]^{1/2}$
6 *Ostwald*-Farben (o)
von maximalem (m) $C_{AB,10}$ im
Buntwertdiagramm (A_{10}, B_{10}) −100
Lichtart P35, $Y_{W,10}$=100, $Y_{N,10}$=50

Parameter: Y_{10} & Name Lichtart P35 $Y_{W,10}$=100, $Y_{N,10}$=50

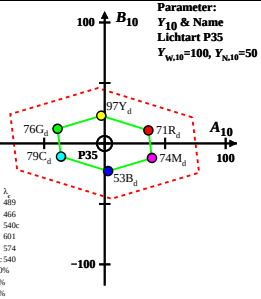

Name	Bereich $X_{A,10}$	$Y_{A,10}$	$Z_{A,10}$	$x_{A,10}$	$y_{A,10}$	λ_d	λ_c
R_d	571,775	88.62	70.8	26.13	0.4775	0.3815	601 489
Y_d	494,775	100.6	97.16	27.78	0.446	0.4307	574 466
G_d	494,571	64.44	76.45	27.78	0.382	0.4532	540 540c
C_d	380,571	68.6	79.34	52.18	0.3427	0.3964	489 601
B_d	380,494	56.61	52.98	50.53	0.3535	0.3308	466 574
M_d	571,494	92.78	73.69	50.53	0.4275	0.3395	540c 540
W_d	380,775	104.7	199.99	52.16	0.4076	0.3892	100%
N_d	380,775	52.35	49.99	26.08	0.4076	0.3892	50%
Z_d	380,775	18.84	17.99	9.38	0.4076	0.3892	18%

BGM40−6A

$XYZ_{W,10}$=109.29 , 99.99 , 39.19
$A_{10} = 2,5\ (a_{10} - a_{n10})\ Y_{10}$
$B_{10} = 2,5\ B_c\ (b_{10} - b_{n10})\ Y_{10}$
$a_{10} = a_{20}\ [\ (x_{10} - x_c)\ /\ y_{10}]$
$b_{10} = b_{20}\ [\ z_{10}\ /\ y_{10}]$
$a_{20} = 1,\ b_{20} = -0,4$
$x_c = 0,000,\ B_c = 1,000$
$C_{AB,10} = [A_{10}^2 + B_{10}^2]^{1/2}$
6 *Ostwald*-Farben (o)
von maximalem (m) $C_{AB,10}$ im
Buntwertdiagramm (A_{10}, B_{10}) −100
Lichtart P30, $Y_{W,10}$=100, $Y_{N,10}$=50

Parameter: Y_{10} & Name Lichtart P30 $Y_{W,10}$=100, $Y_{N,10}$=50

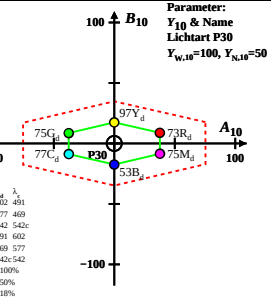

Name	Bereich $X_{A,10}$	$Y_{A,10}$	$Z_{A,10}$	$x_{A,10}$	$y_{A,10}$	λ_d	λ_c
R_d	574,775	94.46	72.65	19.63	0.5058	0.389	602 491
Y_d	497,775	106.2	997.28	20.72	0.4739	0.4337	577 469
G_d	497,574	66.58	74.73	20.72	0.4109	0.4611	542 542c
C_d	380,574	68.53	77.49	39.21	0.3736	0.4158	491 602
B_d	380,497	57.8	52.86	38.13	0.3884	0.3552	469 577
M_d	574,497	97.51	75.41	38.13	0.462	0.3573	542c 542
W_d	380,775	109.2	999.99	39.19	0.4398	0.4024	100%
N_d	380,775	54.64	49.99	19.59	0.4398	0.4024	50%
Z_d	380,775	19.67	17.99	7.05	0.4398	0.4024	18%

BGM40−7N

$XYZ_{W,10}$=116.54 , 99.99 , 26.13
$A_{10} = 2,5\ (a_{10} - a_{n10})\ Y_{10}$
$B_{10} = 2,5\ B_c\ (b_{10} - b_{n10})\ Y_{10}$
$a_{10} = a_{20}\ [\ (x_{10} - x_c)\ /\ y_{10}]$
$b_{10} = b_{20}\ [\ z_{10}\ /\ y_{10}]$
$a_{20} = 1,\ b_{20} = -0,4$
$x_c = 0,000,\ B_c = 1,000$
$C_{AB,10} = [A_{10}^2 + B_{10}^2]^{1/2}$
6 *Ostwald*-Farben (o)
von maximalem (m) $C_{AB,10}$ im
Buntwertdiagramm (A_{10}, B_{10}) −100
Lichtart P25, $Y_{W,10}$=100, $Y_{N,10}$=50

Parameter: Y_{10} & Name Lichtart P25 $Y_{W,10}$=100, $Y_{N,10}$=50

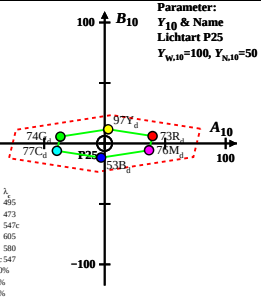

Name	Bereich $X_{A,10}$	$Y_{A,10}$	$Z_{A,10}$	$x_{A,10}$	$y_{A,10}$	λ_d	λ_c
R_d	578,775	101.38	73.41	13.09	0.5395	0.3907	605 495
Y_d	500,775	114.6	497.37	13.71	0.5078	0.4313	580 473
G_d	500,578	71.64	74.06	13.71	0.4494	0.4645	547 547c
C_d	380,578	73.6	76.73	26.15	0.417	0.4347	495 605
B_d	380,500	60.34	52.77	25.53	0.4352	0.3806	473 580
M_d	578,500	103.3	476.08	25.53	0.5041	0.3712	547c 547
W_d	380,775	116.5	499.99	26.13	0.4802	0.412	100%
N_d	380,775	58.27	49.99	13.06	0.4802	0.412	50%
Z_d	380,775	20.97	17.99	4.7	0.4802	0.412	18%

BGM40−8A

$XYZ_{W,10}$=97.09 , 99.99 , 104.01
$A_{1,10} = 2,5\ (a_{1,10} - a_{1,n,10})\ Y_{10}$
$B_{1,10} = 2,5\ B_c\ (b_{1,10} - b_{1,n,10})\ Y_{10}$
$a_{1,10} = a_{20}\ [\ (x_{10} - x_c)\ /\ y_{10}]$
$b_{1,10} = b_{20}\ [\ z_{10}\ /\ y_{10}]$
$a_{20} = 1,\ b_{20} = -0,4$
$x_c = 0,110,\ B_c = 1,000$
$C_{AB,1,10} = [A_{1,10}^2 + B_{1,10}^2]^{1/2}$
6 *Ostwald*-Farben (o)
von maximalem (m) $C_{AB,10}$ im
Buntwertdiagramm (A_{10}, B_{10}) −100
Lichtart P60, $Y_{W,10}$=100, $Y_{N,10}$=50

Parameter: Y_{10} & Name Lichtart P60 $Y_{W,10}$=100, $Y_{N,10}$=50

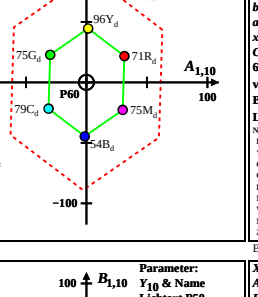

Name	Bereich $X_{A,10}$	$Y_{A,10}$	$Z_{A,10}$	$x_{A,10}$	$y_{A,10}$	λ_d	λ_c
R_d	563,775	80.38	71.03	52.11	0.3949	0.349	592 482
Y_d	487,775	88.41	96.09	55.35	0.3686	0.4006	567 460
G_d	487,563	56.67	75.15	55.35	0.3027	0.4015	528 528c
C_d	380,563	65.4	79.11	104.06	0.263	0.3182	482 592
B_d	380,487	57.37	54.05	100.82	0.2703	0.2546	460 567
M_d	563,487	89.11	74.99	100.82	0.3363	0.283	528c 528
W_d	380,775	97.09	99.99	104.01	0.3224	0.3321	100%
N_d	380,775	48.54	49.99	52.0	0.3224	0.3321	50%
Z_d	380,775	17.47	17.99	18.72	0.3224	0.3321	18%

BGM41−1A

$XYZ_{W,10}$=97.65 , 100.0 , 95.55
$A_{1,10} = 2,5\ (a_{1,10} - a_{1,n,10})\ Y_{10}$
$B_{1,10} = 2,5\ B_c\ (b_{1,10} - b_{1,n,10})\ Y_{10}$
$a_{1,10} = a_{20}\ [\ (x_{10} - x_c)\ /\ y_{10}]$
$b_{1,10} = b_{20}\ [\ z_{10}\ /\ y_{10}]$
$a_{20} = 1,\ b_{20} = -0,4$
$x_c = 0,110,\ B_c = 1,000$
$C_{AB,1,10} = [A_{1,10}^2 + B_{1,10}^2]^{1/2}$
6 *Ostwald*-Farben (o)
von maximalem (m) $C_{AB,10}$ im
Buntwertdiagramm (A_{10}, B_{10}) −100
Lichtart P55, $Y_{W,10}$=100, $Y_{N,10}$=50

Parameter: Y_{10} & Name Lichtart P55 $Y_{W,10}$=100, $Y_{N,10}$=50

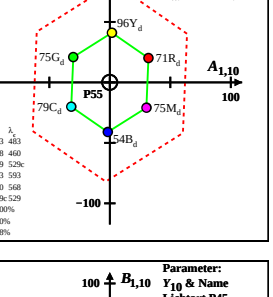

Name	Bereich $X_{A,10}$	$Y_{A,10}$	$Z_{A,10}$	$x_{A,10}$	$y_{A,10}$	λ_d	λ_c
R_d	564,775	81.34	71.15	47.87	0.4059	0.3551	593 483
Y_d	488,775	89.74	96.31	50.96	0.3786	0.4063	568 460
G_d	488,564	57.32	75.26	50.96	0.3122	0.41	529 529c
C_d	380,564	65.28	78.99	95.6	0.2721	0.3293	483 593
B_d	380,488	56.89	53.83	92.5	0.2799	0.2648	460 568
M_d	564,488	89.3	74.88	92.5	0.3479	0.2917	529c 529
W_d	380,775	97.65	100.0	95.55	0.333	0.341	100%
N_d	380,775	48.82	50.0	47.77	0.333	0.341	50%
Z_d	380,775	17.57	18.0	17.19	0.333	0.341	18%

BGM41−2A

$XYZ_{W,10}$=98.51 , 99.99 , 86.17
$A_{1,10} = 2,5\ (a_{1,10} - a_{1,n,10})\ Y_{10}$
$B_{1,10} = 2,5\ B_c\ (b_{1,10} - b_{1,n,10})\ Y_{10}$
$a_{1,10} = a_{20}\ [\ (x_{10} - x_c)\ /\ y_{10}]$
$b_{1,10} = b_{20}\ [\ z_{10}\ /\ y_{10}]$
$a_{20} = 1,\ b_{20} = -0,4$
$x_c = 0,110,\ B_c = 1,000$
$C_{AB,1,10} = [A_{1,10}^2 + B_{1,10}^2]^{1/2}$
6 *Ostwald*-Farben (o)
von maximalem (m) $C_{AB,10}$ im
Buntwertdiagramm (A_{10}, B_{10}) −100
Lichtart P50, $Y_{W,10}$=100, $Y_{N,10}$=50

Parameter: Y_{10} & Name Lichtart P50 $Y_{W,10}$=100, $Y_{N,10}$=50

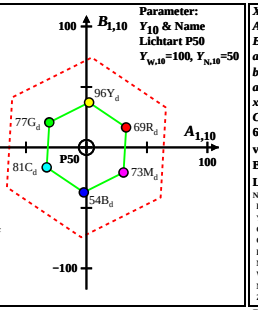

Name	Bereich $X_{A,10}$	$Y_{A,10}$	$Z_{A,10}$	$x_{A,10}$	$y_{A,10}$	λ_d	λ_c
R_d	565,775	80.94	69.23	43.17	0.4186	0.358	597 484
Y_d	489,775	91.43	96.47	45.95	0.3909	0.4125	569 461
G_d	489,565	59.84	77.34	45.95	0.3267	0.4223	534 534c
C_d	380,565	66.97	80.91	86.21	0.286	0.3456	484 597
B_d	380,489	56.48	53.67	83.42	0.2917	0.2772	461 569
M_d	565,489	88.07	72.8	83.42	0.3604	0.298	534c 534
W_d	380,775	98.51	99.99	86.17	0.346	0.3512	100%
N_d	380,775	49.25	49.99	43.08	0.346	0.3512	50%
Z_d	380,775	17.73	17.99	15.51	0.346	0.3512	18%

BGM41−3A

$XYZ_{W,10}$=99.8 , 100.0 , 75.8
$A_{1,10} = 2,5\ (a_{1,10} - a_{1,n,10})\ Y_{10}$
$B_{1,10} = 2,5\ B_c\ (b_{1,10} - b_{1,n,10})\ Y_{10}$
$a_{1,10} = a_{20}\ [\ (x_{10} - x_c)\ /\ y_{10}]$
$b_{1,10} = b_{20}\ [\ z_{10}\ /\ y_{10}]$
$a_{20} = 1,\ b_{20} = -0,4$
$x_c = 0,110,\ B_c = 1,000$
$C_{AB,1,10} = [A_{1,10}^2 + B_{1,10}^2]^{1/2}$
6 *Ostwald*-Farben (o)
von maximalem (m) $C_{AB,10}$ im
Buntwertdiagramm (A_{10}, B_{10}) −100
Lichtart P45, $Y_{W,10}$=100, $Y_{N,10}$=50

Parameter: Y_{10} & Name Lichtart P45 $Y_{W,10}$=100, $Y_{N,10}$=50

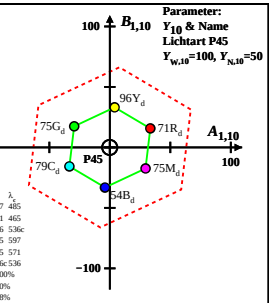

Name	Bereich $X_{A,10}$	$Y_{A,10}$	$Z_{A,10}$	$x_{A,10}$	$y_{A,10}$	λ_d	λ_c
R_d	567,775	83.75	70.79	37.97	0.435	0.3677	597 485
Y_d	490,775	93.61	96.11	39.73	0.4079	0.4188	571 465
G_d	490,567	59.86	75.42	39.73	0.342	0.4309	536 536c
C_d	380,567	66.1	79.35	75.84	0.2986	0.3585	485 597
B_d	380,490	56.24	54.03	74.08	0.305	0.293	465 571
M_d	567,490	89.99	74.72	74.08	0.3768	0.3128	536c 536
W_d	380,775	99.8	100.0	75.8	0.3621	0.3628	100%
N_d	380,775	49.9	50.0	37.9	0.3621	0.3628	50%
Z_d	380,775	17.96	18.0	13.64	0.3621	0.3628	18%

BGM41−4A

$XYZ_{W,10}$=101.75 , 100.0 , 64.44
$A_{1,10} = 2,5\ (a_{1,10} - a_{1,n,10})\ Y_{10}$
$B_{1,10} = 2,5\ B_c\ (b_{1,10} - b_{1,n,10})\ Y_{10}$
$a_{1,10} = a_{20}\ [\ (x_{10} - x_c)\ /\ y_{10}]$
$b_{1,10} = b_{20}\ [\ z_{10}\ /\ y_{10}]$
$a_{20} = 1,\ b_{20} = -0,4$
$x_c = 0,110,\ B_c = 1,000$
$C_{AB,1,10} = [A_{1,10}^2 + B_{1,10}^2]^{1/2}$
6 *Ostwald*-Farben (o)
von maximalem (m) $C_{AB,10}$ im
Buntwertdiagramm (A_{10}, B_{10}) −100
Lichtart P40, $Y_{W,10}$=100, $Y_{N,10}$=50

Parameter: Y_{10} & Name Lichtart P40 $Y_{W,10}$=100, $Y_{N,10}$=50

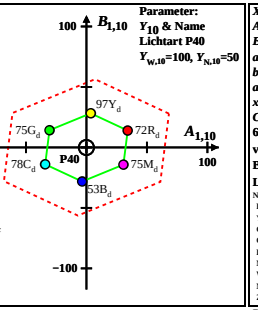

Name	Bereich $X_{A,10}$	$Y_{A,10}$	$Z_{A,10}$	$x_{A,10}$	$y_{A,10}$	λ_d	λ_c
R_d	569,775	86.63	71.77	32.28	0.4543	0.3763	597 487
Y_d	492,775	96.57	96.76	34.15	0.4244	0.4253	572 465
G_d	492,569	60.91	75.09	34.15	0.3579	0.4413	535 535c
C_d	380,569	66.14	78.37	84.47	0.3164	0.375	487 597
B_d	380,492	56.2	53.38	62.6	0.3264	0.3099	465 572
M_d	569,492	91.86	75.05	62.6	0.4002	0.3269	535c 535
W_d	380,775	101.75	100.0	64.44	0.3822	0.3756	100%
N_d	380,775	50.87	50.0	32.22	0.3822	0.3756	50%
Z_d	380,775	18.31	18.0	11.6	0.3822	0.3756	18%

BGM41−5A

$XYZ_{W,10}$=104.71 , 99.99 , 52.16
$A_{1,10} = 2,5\ (a_{1,10} - a_{1,n,10})\ Y_{10}$
$B_{1,10} = 2,5\ B_c\ (b_{1,10} - b_{1,n,10})\ Y_{10}$
$a_{1,10} = a_{20}\ [\ (x_{10} - x_c)\ /\ y_{10}]$
$b_{1,10} = b_{20}\ [\ z_{10}\ /\ y_{10}]$
$a_{20} = 1,\ b_{20} = -0,4$
$x_c = 0,110,\ B_c = 1,000$
$C_{AB,1,10} = [A_{1,10}^2 + B_{1,10}^2]^{1/2}$
6 *Ostwald*-Farben (o)
von maximalem (m) $C_{AB,10}$ im
Buntwertdiagramm (A_{10}, B_{10}) −100
Lichtart P35, $Y_{W,10}$=100, $Y_{N,10}$=50

Parameter: Y_{10} & Name Lichtart P35 $Y_{W,10}$=100, $Y_{N,10}$=50

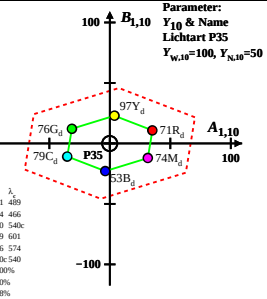

Name	Bereich $X_{A,10}$	$Y_{A,10}$	$Z_{A,10}$	$x_{A,10}$	$y_{A,10}$	λ_d	λ_c
R_d	571,775	88.62	70.8	26.13	0.4775	0.3815	601 489
Y_d	494,775	100.6	197.16	27.78	0.446	0.4307	574 466
G_d	494,571	64.44	76.45	27.78	0.382	0.4532	540 540c
$