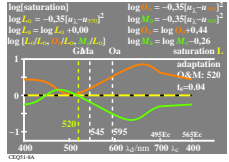
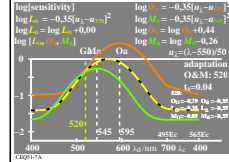
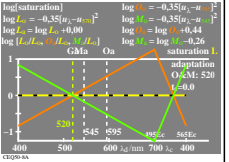
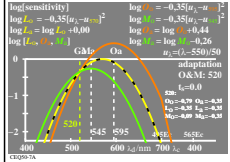
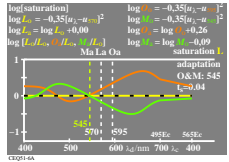
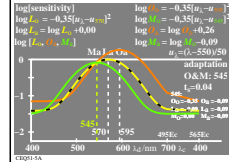
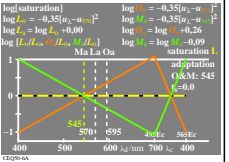
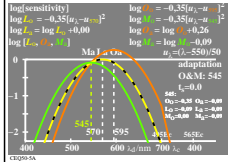
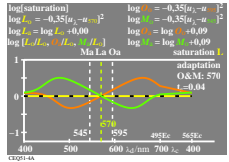
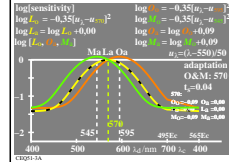
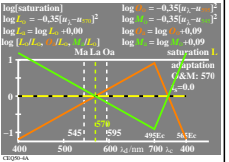
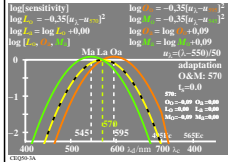
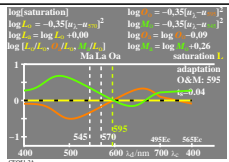
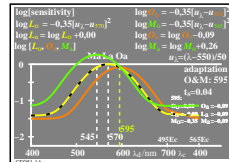
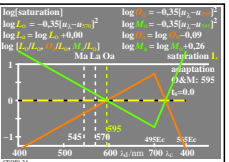
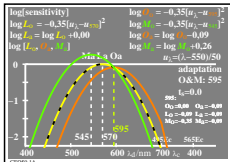


see similar files: <http://farbe.li.tu-berlin.de/CEQ5/CEQ5.HTM>
 technical information: <http://farbe.li.tu-berlin.de> or <http://color.li.tu-berlin.de>



TUB-test chart CEQ5: sensitivity LMO->M/L & O/L, lin[thresholds]=0 & 0,04
 log[sensitivity] and log[ratio], LMS-R21, 4 adaptations: 595,570,545,520

TUB registration: 20220301-CEQ5/CEQ5L0N1.TXT /PS
 application for evaluation and measurement of display or print output
 TUB material: code=thadta