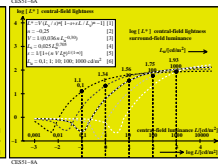
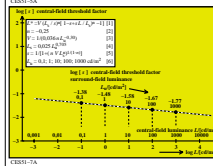
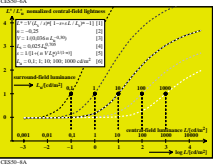
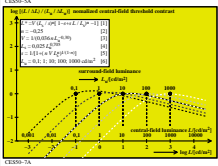
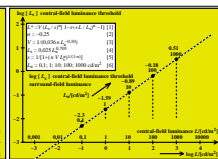
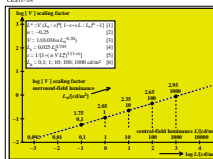
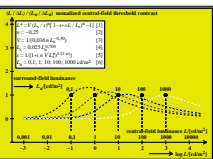
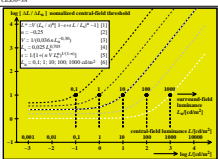
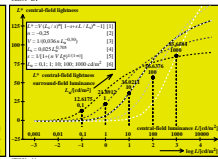
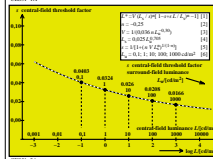
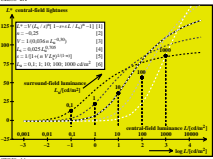
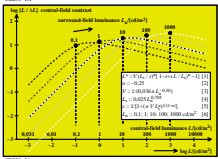
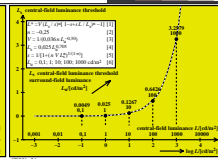
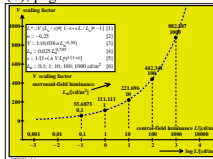
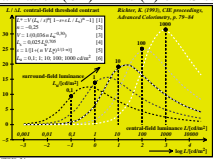
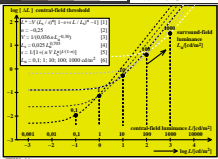


see similar files: <http://farbe.li.tu-berlin.de/CES5/CES5.HTM>  
 technical information: <http://farbe.li.tu-berlin.de> or <http://color.li.tu-berlin.de>

TUB registration: 20220401-CES5/CES5L01.TXT / PS  
 application for measurement of display output



TUB-test chart CES5; Achromatic thresholds, contrast, and lightness  
 Experimental data of Lingelbach and Richter; Visual threshold and Weber Fechner law

