Siehe ähnliche Dateien: http://farbe.li.tu-berlin.de/CGZ9/CGZ9.HTM
Technische Information: http://farbe.li.tu-berlin.de oder http://color.li.tu-berlin.de

TUB-Registrierung: 20220501-CGZ9/CGZ9L0NP.PDF /.PS TUB-Material: Code=rha4ta
Anwendung für Beurteilung und Messung von Display- oder Druck-Ausgabe

XYZ_W=85.53 , 90.0 , 98.0
$A_1 = 2{,}5\ (a_1 - a_{1,n})\ Y$
$B_1 = 2{,}5\ B_c\ (b_1 - b_{1,n})\ Y$
$a_1 = a_{20}\ [(x-x_c)/y]$
$b_1 = b_{20}\ [z/y]$
$a_{20} = 1,\ b_{20} = -0{,}4$
$x_c = 0{,}110,\ B_c = 1{,}000$
n = D65
$C_{AB,1}=[A_1^2+B_1^2]^{1/2}$
Name & Spektralbereich
R_m 561_770 Y_m 520_770
G_m 475_573 C_m 380_561
B_m 380_520 M_m 573_475
G_o 520_570 M_o 570_520
10 Optimalfarben (o), Y_W=90, Y_N=3,6
8 von maximalem (m) C_{AB} für D65
in Buntwertdiagram (A_1, B_1)
Parameter: N
max: 490_770
min: 380_490
CGZ90−1A BEA10−1N

XYZ_W=86.78 , 90.0 , 74.24
$A_1 = 2{,}5\ (a_1 - a_{1,n})\ Y$
$B_1 = 2{,}5\ B_c\ (b_1 - b_{1,n})\ Y$
$a_1 = a_{20}\ [(x-x_c)/y]$
$b_1 = b_{20}\ [z/y]$
$a_{20} = 1,\ b_{20} = -0{,}4$
$x_c = 0{,}110,\ B_c = 1{,}000$
n = D50
$C_{AB,1}=[A_1^2+B_1^2]^{1/2}$
Name & Spektralbereich
R_m 561_770 Y_m 520_770
G_m 475_573 C_m 380_561
B_m 380_520 M_m 573_475
G_o 520_570 M_o 570_520
10 Optimalfarben (o), $Y_{W,10}$=90, $Y_{N,10}$=3,6
8 von maximalem (m) C_{AB} für D50
in Buntwertdiagram (A_1, B_1)
Parameter: N
max: 495_770
min: 380_495
CGZ90−2A BEA10−3N

XYZ_W=98.86 , 89.99 , 32.02
$A_1 = 2{,}5\ (a_1 - a_{1,n})\ Y$
$B_1 = 2{,}5\ B_c\ (b_1 - b_{1,n})\ Y$
$a_1 = a_{20}\ [(x-x_c)/y]$
$b_1 = b_{20}\ [z/y]$
$a_{20} = 1,\ b_{20} = -0{,}4$
$x_c = 0{,}110,\ B_c = 1{,}000$
n = A00
$C_{AB,1}=[A_1^2+B_1^2]^{1/2}$
Name & Spektralbereich
R_m 561_770 Y_m 520_770
G_m 475_573 C_m 380_561
B_m 380_520 M_m 573_475
G_o 520_570 M_o 570_520
10 Optimalfarben (o), Y_W=90, Y_N=3,6
8 von maximalem (m) C_{AB} für A00
in Buntwertdiagram (A_1, B_1)
Parameter: N
max: 500_770
min: 380_500
CGZ90−3A BEA10−7N

XYZ_W=90.0 , 90.0 , 90.0
$A_1 = 2{,}5\ (a_1 - a_{1,n})\ Y$
$B_1 = 2{,}5\ B_c\ (b_1 - b_{1,n})\ Y$
$a_1 = a_{20}\ [(x-x_c)/y]$
$b_1 = b_{20}\ [z/y]$
$a_{20} = 1,\ b_{20} = -0{,}4$
$x_c = 0{,}110,\ B_c = 1{,}000$
n = E00
$C_{AB,1}=[A_1^2+B_1^2]^{1/2}$
Name & Spektralbereich
R_m 561_770 Y_m 520_770
G_m 475_573 C_m 380_561
B_m 380_520 M_m 573_475
G_o 520_570 M_o 570_520
10 Optimalfarben (o), Y_W=90, Y_N=3,6
8 von maximalem (m) C_{AB} für E00
in Buntwertdiagram (A_1, B_1)
Parameter: N
max: 490_770
min: 380_490
CGZ90−4A BEA11−1N

CGZ90−3N

XYZ_W=85.53 , 90.0 , 98.0
$A_2 = 2{,}5\ (a_2 - a_{2,n})\ Y$
$B_2 = 2{,}5\ B_c\ (b_2 - b_{2,n})\ Y$
$a_2 = a_{20}\ [(x-x_c)/y]$
$b_2 = b_{20}\ [z/y]$
$a_{20} = 1,\ b_{20} = -0{,}4$
$x_c = 0{,}110,\ B_c = 0{,}800$
n = D65
$C_{AB,2}=[A_2^2+B_2^2]^{1/2}$
Name & Spektralbereich
R_m 561_770 Y_m 520_770
G_m 475_573 C_m 380_561
B_m 380_520 M_m 573_475
G_o 520_570 M_o 570_520
10 Optimalfarben (o), Y_W=90, Y_N=3,6
8 von maximalem (m) C_{AB} für D65
in Buntwertdiagram (A_2, B_2)
Parameter: Y
max: 490_770
min: 380_490
CGZ90−5A BEA10−2N

XYZ_W=86.78 , 90.0 , 74.24
$A_2 = 2{,}5\ (a_2 - a_{2,n})\ Y$
$B_2 = 2{,}5\ B_c\ (b_2 - b_{2,n})\ Y$
$a_2 = a_{20}\ [(x-x_c)/y]$
$b_2 = b_{20}\ [z/y]$
$a_{20} = 1,\ b_{20} = -0{,}4$
$x_c = 0{,}110,\ B_c = 1{,}000$
n = D50
$C_{AB,2}=[A_2^2+B_2^2]^{1/2}$
Name & Spektralbereich
R_m 561_770 Y_m 520_770
G_m 475_573 C_m 380_561
B_m 380_520 M_m 573_475
G_o 520_570 M_o 570_520
10 Optimalfarben (o), $Y_{W,10}$=90, $Y_{N,10}$=3,6
8 von maximalem (m) C_{AB} für D50
in Buntwertdiagram (A_2, B_2)
Parameter: Y
max: 495_770
min: 380_495
CGZ90−6A BEA10−4N

XYZ_W=98.86 , 89.99 , 32.02
$A_2 = 2{,}5\ (a_2 - a_{2,n})\ Y$
$B_2 = 2{,}5\ B_c\ (b_2 - b_{2,n})\ Y$
$a_2 = a_{20}\ [(x-x_c)/y]$
$b_2 = b_{20}\ [z/y]$
$a_{20} = 1,\ b_{20} = -0{,}4$
$x_c = 0{,}110,\ B_c = 2{,}500$
n = A00
$C_{AB,2}=[A_2^2+B_2^2]^{1/2}$
Name & Spektralbereich
R_m 561_770 Y_m 520_770
G_m 475_573 C_m 380_561
B_m 380_520 M_m 573_475
G_o 520_570 M_o 570_520
10 Optimalfarben (o), Y_W=90, Y_N=3,6
8 von maximalem (m) C_{AB} für A00
in Buntwertdiagram (A_2, B_2)
Parameter: Y
max: 500_770
min: 380_500
CGZ90−7A BEA10−8N

XYZ_W=90.0 , 90.0 , 90.0
$A_2 = 2{,}5\ (a_2 - a_{2,n})\ Y$
$B_2 = 2{,}5\ B_c\ (b_2 - b_{2,n})\ Y$
$a_2 = a_{20}\ [(x-x_c)/y]$
$b_2 = b_{20}\ [z/y]$
$a_{20} = 1,\ b_{20} = -0{,}4$
$x_c = 0{,}110,\ B_c = 0{,}900$
n = E00
$C_{AB,2}=[A_2^2+B_2^2]^{1/2}$
Name & Spektralbereich
R_m 561_770 Y_m 520_770
G_m 475_573 C_m 380_561
B_m 380_520 M_m 573_475
G_o 520_570 M_o 570_520
10 Optimalfarben (o), Y_W=90, Y_N=3,6
8 von maximalem (m) C_{AB} für E00
in Buntwertdiagram (A_2, B_2)
Parameter: Y
max: 490_770
min: 380_490
CGZ90−8A BEA11−2N

CGZ90−7N

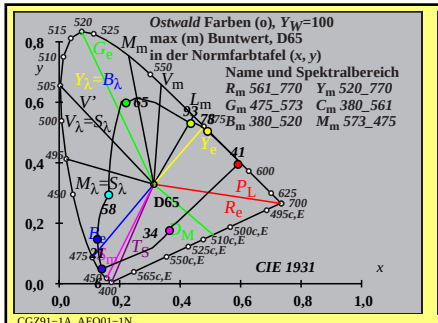

CGZ91−1A AEQ01−1N

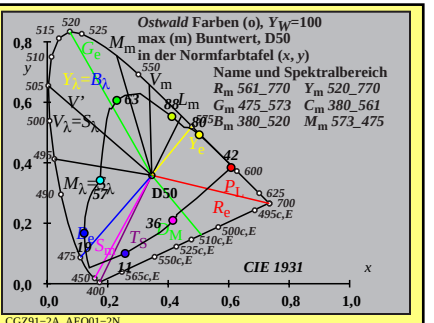

CGZ91−2A AEQ01−2N

X_w=95,04, Y_w=100,00, Z_w=108,89
x_w=0,3127 y_w=0,3290
$A_1 = (a_1 - a_{1,n})\ Y$
$B_1 = (b_1 - b_{1,n})\ Y$
$a_1 = a_{20}\ [(x-0{,}171)/y]$
$b_1 = b_{20}\ [z/y]$
$a_{20} = 1,\ b_{20} = -0{,}4$
m_{T1}=1,000, b_{T1}=0,171
n = D65
Name und Spektralbereich
R_m 561_770 Y_m 520_770
G_m 475_573 C_m 380_561
B_m 380_520 M_m 573_475
Ostwald Farben (o), Y_W=100
max (m) Buntwert, D65
in der Farbtafel (a_1, b_1)
CGZ91−3A AEQ01−3N

X_w=96,42, Y_w=100,00, Z_w=82,49
x_w=0,3457 y_w=0,3585
$A_1 = (a_1 - a_{1,n})\ Y$
$B_1 = (b_1 - b_{1,n})\ Y$
$a_1 = a_{20}\ [(x-0{,}171)/y]$
$b_1 = b_{20}\ [z/y]$
$a_{20} = 1,\ b_{20} = -0{,}4$
m_{T1}=1,000, b_{T1}=0,171
n = D50
Name und Spektralbereich
R_m 561_770 Y_m 520_770
G_m 475_573 C_m 380_561
B_m 380_520 M_m 573_475
Ostwald Farben (o), Y_W=100
max (m) Buntwert, D50
in der Farbtafel (a_1, b_1)
CGZ91−4A AEQ01−4N

CGZ91−3N

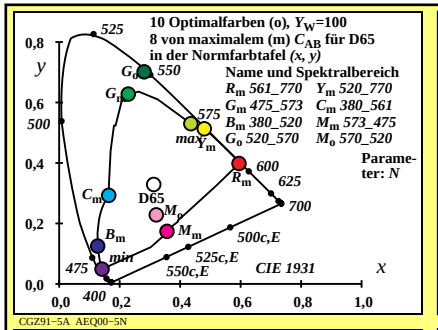

CGZ91−5A AEQ00−5N

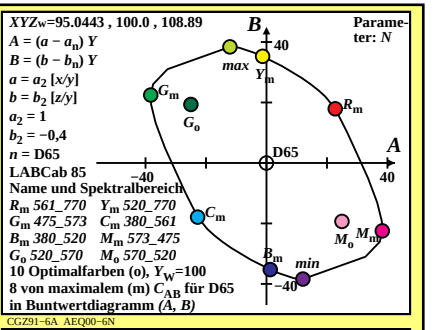

CGZ91−6A AEQ00−6N

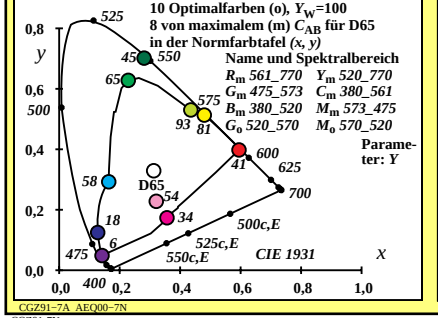

CGZ91−7A AEQ00−7N

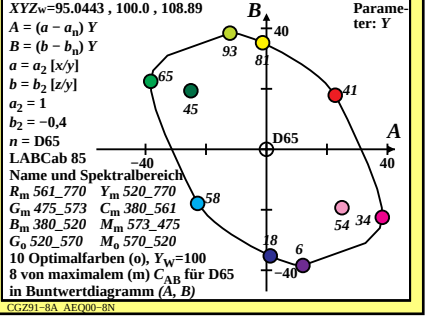

CGZ91−8A AEQ00−8N