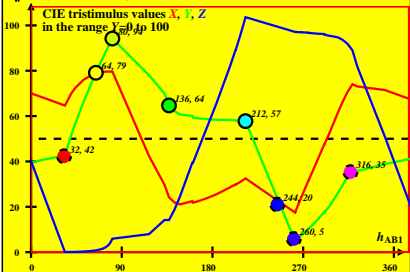


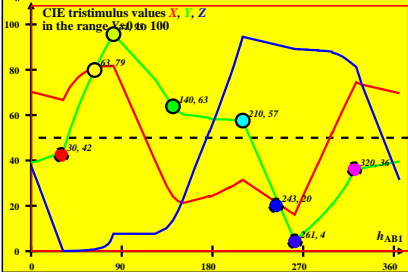
CIE-P60 data of *Ostwald* colours of maximum chromatic value C_{AB}
 $Y_w=100, Y_m=520_770, B_m=380_520$



1-000030-L0

DE050-1A_1_1

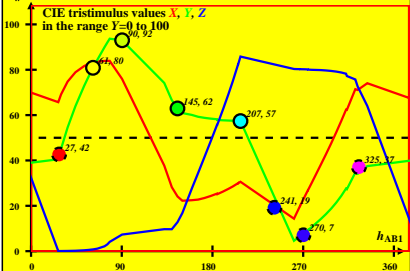
CIE-P55 data of *Ostwald* colours of maximum chromatic value C_{AB}
 $Y_w=100$, $Y_m=520\text{--}770$, $B_m=380\text{--}520$



1-000030-L0

DE050-1A_1_2

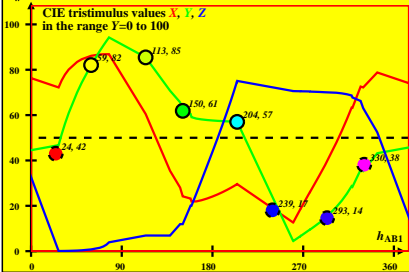
CIE-P50 data of *Ostwald* colours of maximum chromatic value C_{AB}
 $Y_w=100, Y_m=520_770, B_m=380_520$



1-000030-L0

DE050-1A_1_3

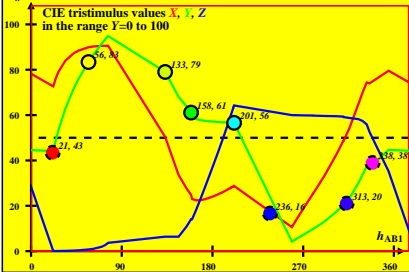
CIE-P45 data of *Ostwald* colours of maximum chromatic value C_{AB}
 $Y_w=100$, $Y_m=520_770$, $B_m=380_520$



1-000030-L0

DE050-1A_1_4

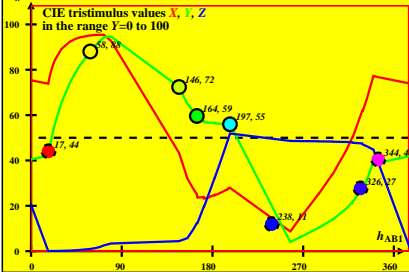
CIE-P40 data of *Ostwald* colours of maximum chromatic value C_{AB}
 $Y_w=100$, $Y_m=520_770$, $B_m=380_520$



1-000030-L0

DE050-1A_1_5

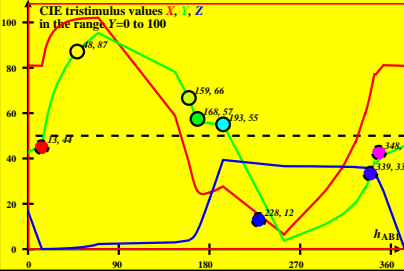
CIE-P35 data of *Ostwald* colours of maximum chromatic value C_{AB}
 $Y_w=100, Y_m=520_770, B_m=380_520$



1-000030-L0

DE050-1A_1_6

CIE-P30 data of *Ostwald* colours of maximum chromatic value C_{AB}
 $Y_w=100, Y_m=520_770, B_m=380_520$



1-000030-L0

DE050-1A_1_7

CIE-P25 data of *Ostwald* colours of maximum chromatic value C_{AB}
 $Y_w=100, Y_m=520_770, B_m=380_520$

