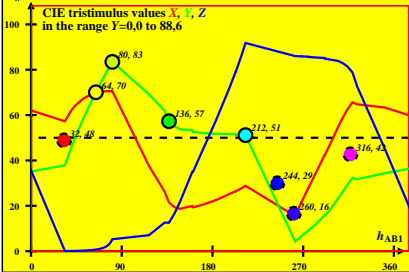


**CIE-P60 data of *Ostwald* colours of maximum chromatic value  $C_{AB}$**   
 $Y_w=88,6$ ,  $Y_m=520\_770$ ,  $B_m=380\_520$

CIE tristimulus values  $X$ ,  $Y$ ,  $Z$   
 in the range  $Y=0,0$  to  $88,6$

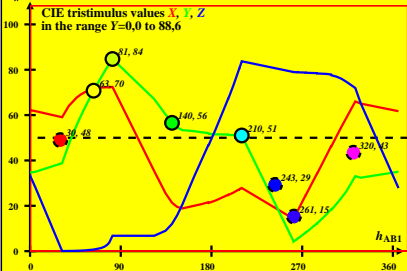


1-000030-L0

DE051-1A\_1\_1

**CIE-P55 data of *Ostwald* colours of maximum chromatic value  $C_{AB}$**   
 $Y_w=88,6$ ,  $Y_m=520\_770$ ,  $B_m=380\_520$

CIE tristimulus values  $X$ ,  $Y$ ,  $Z$   
in the range  $Y=0,0$  to  $88,6$

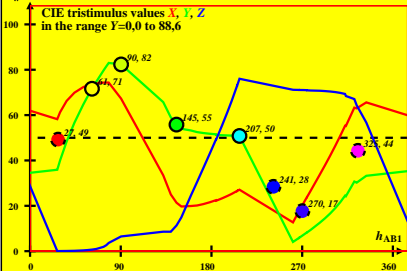


1-000030-L0

DE051-1A\_1\_2

**CIE-P50 data of *Ostwald* colours of maximum chromatic value  $C_{AB}$**   
 $Y_w=88,6$ ,  $Y_m=520\_770$ ,  $B_m=380\_520$

CIE tristimulus values  $X$ ,  $Y$ ,  $Z$   
 in the range  $Y=0,0$  to  $88,6$

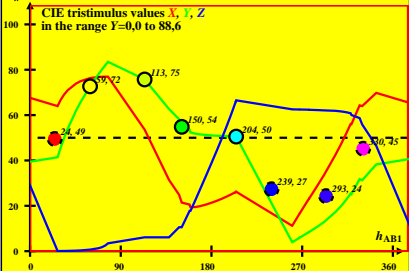


1-000030-L0

DE051-1A\_1\_3

**CIE-P45 data of *Ostwald* colours of maximum chromatic value  $C_{AB}$**   
 $Y_w=88,6$ ,  $Y_m=520\_770$ ,  $B_m=380\_520$

CIE tristimulus values  $X$ ,  $Y$ ,  $Z$   
 in the range  $Y=0,0$  to  $88,6$

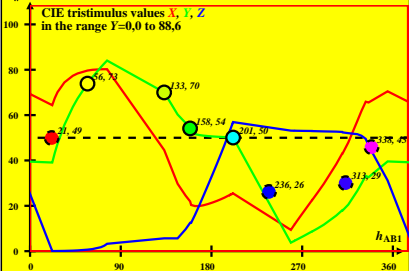


1-000030-L0

DE051-1A\_1\_4

**CIE-P40 data of *Ostwald* colours of maximum chromatic value  $C_{AB}$**   
 $Y_w=88,6$ ,  $Y_m=520\_770$ ,  $B_m=380\_520$

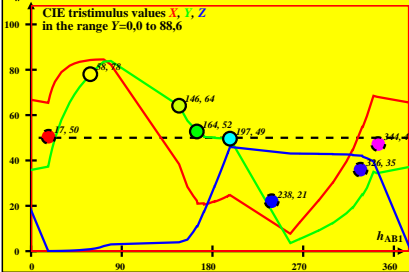
CIE tristimulus values  $X$ ,  $Y$ ,  $Z$   
in the range  $Y=0,0$  to  $88,6$



1-000030-L0

DE051-1A\_1\_5

**CIE-P35 data of *Ostwald* colours of maximum chromatic value  $C_{AB}$**   
 $Y_w=88,6$ ,  $Y_m=520\_770$ ,  $B_m=380\_520$

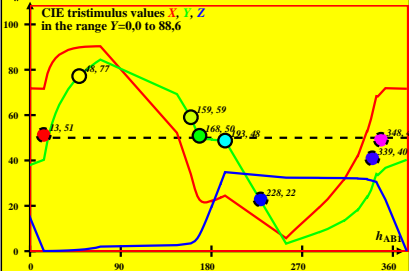


1-000030-L0

DE051-1A\_1\_6

CIE-P30 data of *Ostwald* colours of maximum chromatic value  $C_{AB}$   
 $Y_w=88,6$ ,  $Y_m=520\_770$ ,  $B_m=380\_520$

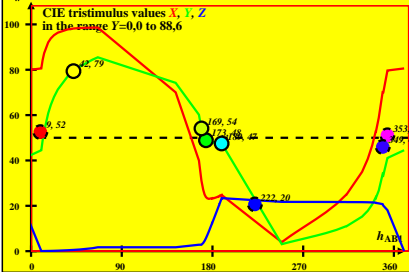
CIE tristimulus values  $X$ ,  $Y$ ,  $Z$   
 in the range  $Y=0,0$  to  $88,6$



1-000030-L0

DE051-1A\_1\_7

**CIE-P25 data of *Ostwald* colours of maximum chromatic value  $C_{AB}$**   
 $Y_w=88,6$ ,  $Y_m=520\_770$ ,  $B_m=380\_520$



1-000030-L0

DE051-1A\_1\_8