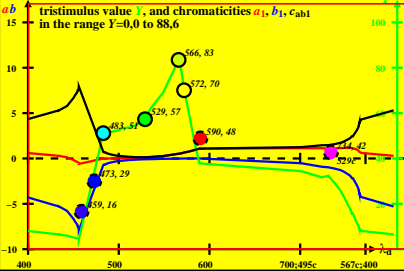


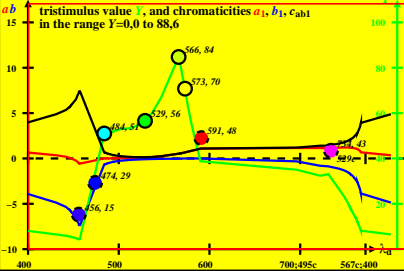
CIE-P60 data of *Ostwald* colours of maximum chromatic value C_{AB}
 $Y_w=88,6$, $Y_m=520_770$, $B_m=380_520$



1-000030-L0

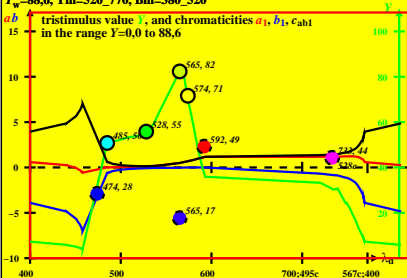
DE051-8A_8_1

CIE-P55 data of *Ostwald* colours of maximum chromatic value C_{AB}
 $Y_w=88,6$, $Y_m=520_770$, $B_m=380_520$



CIE-P50 data of *Ostwald* colours of maximum chromatic value C_{AB}
 $Y_w=88,6$, $Y_m=520_770$, $B_m=380_520$

a , b tristimulus value Y , and chromaticities a_1 , b_1 , c_{ab1}
 in the range $Y=0,0$ to $88,6$

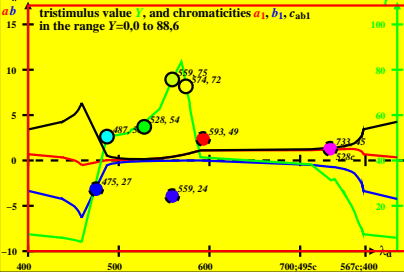


1-000030-L0

DE051-8A_8_3

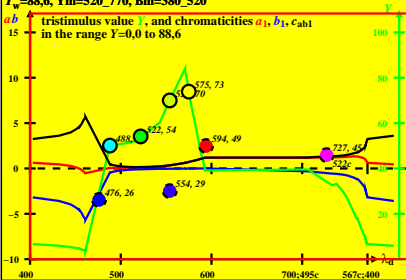
CIE-P45 data of *Ostwald* colours of maximum chromatic value C_{AB}
 $Y_w=88,6$, $Y_m=520_770$, $B_m=380_520$

ab tristimulus value Y , and chromaticities a_1, b_1, c_{ab1}
 in the range $Y=0,0$ to $88,6$

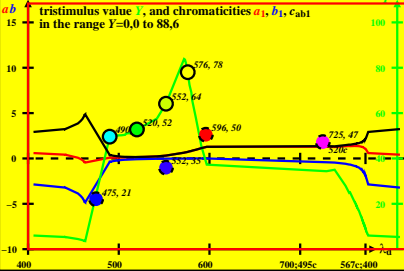


CIE-P40 data of *Ostwald* colours of maximum chromatic value C_{AB}
 $Y_w=88,6$, $Y_m=520_770$, $B_m=380_520$

ab tristimulus value Y , and chromaticities a_1, b_1, c_{ab1}
 in the range $Y=0,0$ to $88,6$



CIE-P35 data of *Ostwald* colours of maximum chromatic value C_{AB}
 $Y_w=88,6$, $Y_m=520_770$, $B_m=380_520$

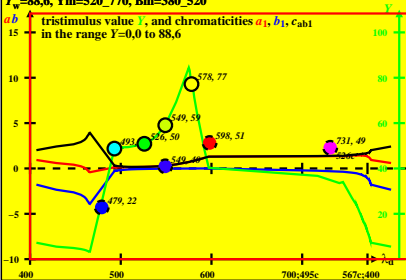


1-000030-L0

DE051-8A_8_6

CIE-P30 data of *Ostwald* colours of maximum chromatic value C_{AB}
 $Y_w=88,6$, $Y_m=520_770$, $B_m=380_520$

ab tristimulus value Y , and chromaticities a_1, b_1, c_{ab1}
 in the range $Y=0,0$ to $88,6$

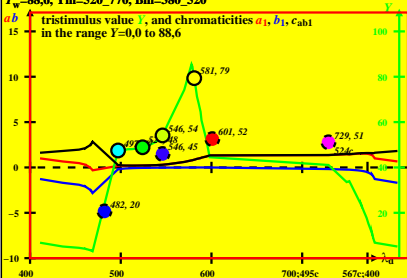


1-000030-L0

DE051-8A_8_7

CIE-P25 data of *Ostwald* colours of maximum chromatic value C_{AB}
 $Y_w=88,6$, $Y_m=520_770$, $B_m=380_520$

ab tristimulus value Y , and chromaticities a_1, b_1, c_{ab1}
 in the range $Y=0,0$ to $88,6$



1-000030-L0

DE051-8A_8_8