http://farbe.li.tu-berlin.de/EE25/EE25L0NA.TXT /.PS; only vector graphic VG;
see separate images of this page: http://farbe.li.tu-berlin.de/EE25/EE25.HTM

see similar files of the whole serie: http://farbe.li.tu-berlin.de/EE.HTM
technical information: http://farbe.li.tu-berlin.de or http://color.li.tu-berlin.de

CIEF02_X spectral tristimulus values Y_{sum}=100

$\bar{x}_{F02_X,s}(\lambda)=A_{11}\bar{l}_{F02_X,s}(\lambda)+A_{12}\bar{m}_{F02_X,s}(\lambda)+A_{13}\bar{s}_{F02_X,s}(\lambda)$

A_{1j} 1,9473 −1,4144 0,3647 (λ~570)

E00: $\Sigma\bar{x}_{F02_X,s}(\lambda)$=100,03

$x_{F02_X,s}$=0,3331 $y_{F02_X,s}$=0,3330

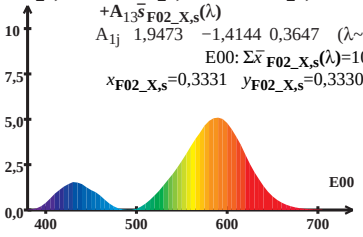

EE250−1A_5

CIEF02_X spectral tristimulus values Y_{sum}=100

$\bar{y}_{F02_X,s}(\lambda)=A_{21}\bar{l}_{F02_X,s}(\lambda)+A_{22}\bar{m}_{F02_X,s}(\lambda)+A_{23}\bar{s}_{F02_X,s}(\lambda)$

A_{2j} 0,6899 0,3483 0,000 (λ~545)

E00: $\Sigma\bar{y}_{F02_X,s}(\lambda)$=100,00

$x_{F02_X,s}$=0,3331 $y_{F02_X,s}$=0,3330

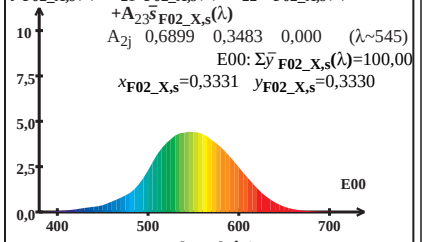

EE250−2A_5

CIEF02_X spectral tristimulus values Y_{sum}=100

$\bar{z}_{F02_X,s}(\lambda)=A_{31}\bar{l}_{F02_X,s}(\lambda)+A_{32}\bar{m}_{F02_X,s}(\lambda)+A_{33}\bar{s}_{F02_X,s}(\lambda)$

A_{3j} 0,000 0,000 1,9348 (λ~445)

E00: $\Sigma\bar{z}_{F02_X,s}(\lambda)$=100,18

$x_{F02_X,s}$=0,3331 $y_{F02_X,s}$=0,3330

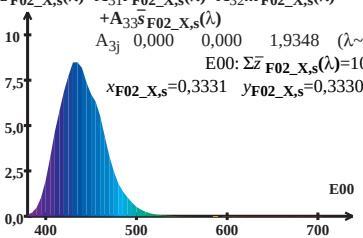

EE250−3A_5

HPE_CIEF02_X-cone sensitivity Y_{sum}=100

$\bar{l}_{F02_X,s}(\lambda)=B_{11}\bar{x}_{F02_X,s}(\lambda)+B_{12}\bar{y}_{F02_X,s}(\lambda)+B_{13}\bar{z}_{F02_X,s}(\lambda)$

B_{1j} 0,2105 0,8550 −0,0396 (λ~570)

$\lambda_{1,m,2}$=512, 570, 623 E00: $\Sigma\bar{l}_{F02_X,s}(\lambda)$=102,59

$\bar{l}_{F02_X,s}(\lambda_{1,m,2})$=2,20, 4,42, 2,20

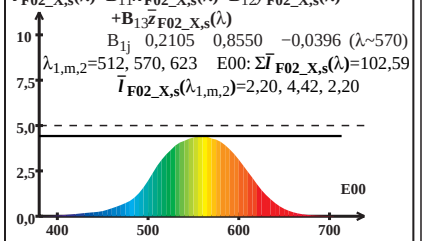

EE250−4A_5

HPE_CIEF02_X-cone sensitivity Y_{sum}=100

$\bar{m}_{F02_X,s}(\lambda)=B_{21}\bar{x}_{F02_X,s}(\lambda)+B_{22}\bar{y}_{F02_X,s}(\lambda)+B_{23}\bar{z}_{F02_X,s}(\lambda)$

B_{2j} −0,4170 1,1772 0,0786 (λ~545)

$\lambda_{1,m,2}$=503, 545, 589 E00: $\Sigma\bar{m}_{F02_X,s}(\lambda)$=83,88

$\bar{m}_{F02_X,s}(\lambda_{1,m,2})$=2,19, 4,41, 2,19

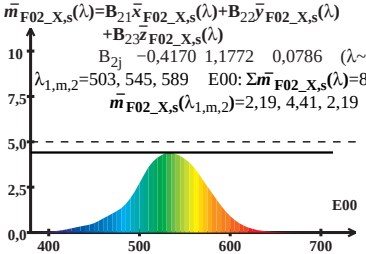

EE250−5A_5

HPE_CIEF02_X-cone sensitivity Y_{sum}=100

$\bar{l}_{F02_X,n}(\lambda)=[B_{11}\bar{x}_{F02_X,s}(\lambda)+B_{12}\bar{y}_{F02_X,s}(\lambda)+B_{13}\bar{z}_{F02_X,s}(\lambda)]/4,42$

B_{1j} 0,2105 0,8550 −0,0396 (λ~570)

$\lambda_{1,m,2}$=512, 570, 623 E00: $\Sigma\bar{l}_{F02_X,s}(\lambda)$=22,60

$\bar{l}_{F02_X,n}(\lambda_m)$=1

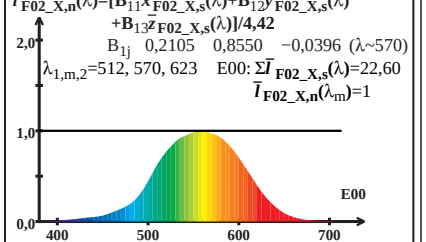

EE250−6A_5

HPE_CIEF02_X-cone sensitivity Y_{sum}=100

$\bar{m}_{F02_X,n}(\lambda)=[B_{21}\bar{x}_{F02_X,s}(\lambda)+B_{22}\bar{y}_{F02_X,s}(\lambda)+B_{23}\bar{z}_{F02_X,s}(\lambda)]/4,41$

B_{2j} −0,4170 1,1772 0,0786 (λ~545)

$\lambda_{1,m,2}$=503, 545, 589 E00: $\Sigma\bar{m}_{F02_X,s}(\lambda)$=22,67

$\bar{m}_{F02_X,n}(\lambda_m)$=1

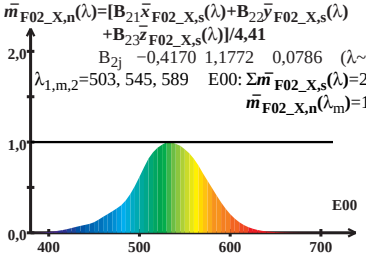

EE250−7A_5

EE250−7N_5

HPE_CIEF02_X-cone sensitivity Y_{sum}=100

$\bar{s}_{F02_X,n}(\lambda)=[B_{31}\bar{x}_{F02_X,s}(\lambda)+B_{32}\bar{y}_{F02_X,s}(\lambda)+B_{33}\bar{z}_{F02_X,s}(\lambda)]/4,38$

B_{3j} 0,000 0,000 0,5168 (λ~445)

$\lambda_{1,m,2}$=418, 445, 475 E00: $\Sigma\bar{s}_{F02_X,s}(\lambda)$=22,80

$\bar{s}_{F02_X,n}(\lambda_m)$=1

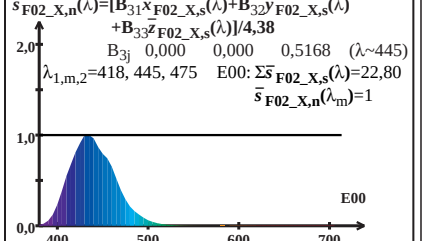

EE250−8A_5

CIEF02_X spectral tristimulus values Y_{sum}=100

$\bar{x}_{F02_X,s}(\lambda)=A_{11}\bar{l}_{F02_X,s}(\lambda)+A_{12}\bar{m}_{F02_X,s}(\lambda)+A_{13}\bar{s}_{F02_X,s}(\lambda)$

A_{1j} 1,9473 −1,4144 0,3647 (λ~570)

E00: $\Sigma\bar{x}_{F02_X,s}(\lambda)$=100,03

$x_{F02_X,s}$=0,3331 $y_{F02_X,s}$=0,3330

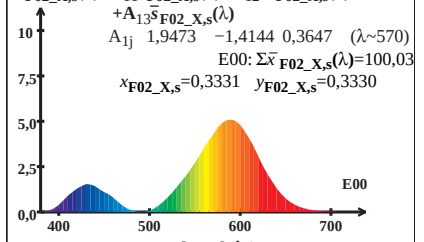

EE250−1A_5

CIEF02_X spectral tristimulus values Y_{sum}=100

$\bar{y}_{F02_X,s}(\lambda)=A_{21}\bar{l}_{F02_X,s}(\lambda)+A_{22}\bar{m}_{F02_X,s}(\lambda)+A_{23}\bar{s}_{F02_X,s}(\lambda)$

A_{2j} 0,6899 0,3483 0,000 (λ~545)

E00: $\Sigma\bar{y}_{F02_X,s}(\lambda)$=100,00

$x_{F02_X,s}$=0,3331 $y_{F02_X,s}$=0,3330

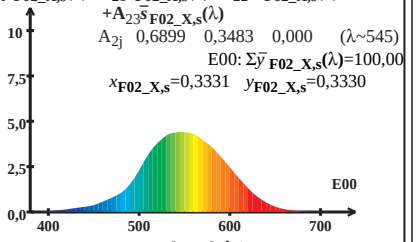

EE250−2A_5

CIEF02_X spectral tristimulus values Y_{sum}=100

$\bar{z}_{F02_X,s}(\lambda)=A_{31}\bar{l}_{F02_X,s}(\lambda)+A_{32}\bar{m}_{F02_X,s}(\lambda)+A_{33}\bar{s}_{F02_X,s}(\lambda)$

A_{3j} 0,000 0,000 1,9348 (λ~445)

E00: $\Sigma\bar{z}_{F02_X,s}(\lambda)$=100,18

$x_{F02_X,s}$=0,3331 $y_{F02_X,s}$=0,3330

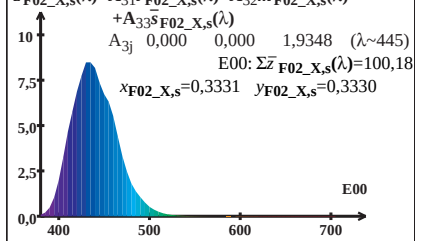

EE250−3A_5

HPE_CIEF02_X-cone sensitivity Y_{sum}=100

$\bar{g}_{F02_X,n}(\lambda)=[B_{11}\bar{x}_{F02_X,s}(\lambda)+B_{12}\bar{y}_{F02_X,s}(\lambda)+B_{13}\bar{z}_{F02_X,s}(\lambda)]/4,42$

B_{1j} 0,2105 0,8550 −0,0396 (λ~570)

$\lambda_{1,m,2}$=512, 570, 623 E00: $\Sigma\bar{l}_{F02_X,s}(\lambda)$=102,59

$\bar{g}_{F02_X,n}(\lambda)=\bar{m}_{F02_X,n}(\lambda)/0,88$

$\bar{o}_{F02_X,n}(\lambda)=2*0,88[\bar{l}_{F02_X,n}(\lambda)-\bar{m}_{F02_X,n}(\lambda)]$

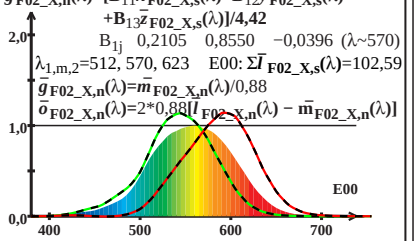

EE250−4A_5

HPE_CIEF02_X-cone sensitivity Y_{sum}=100

$\bar{o}_{F02_X,n}(\lambda)=[B_{21}\bar{x}_{F02_X,s}(\lambda)+B_{22}\bar{y}_{F02_X,s}(\lambda)+B_{23}\bar{z}_{F02_X,s}(\lambda)]/4,41$

B_{2j} −0,4170 1,1772 0,0786 (λ~545)

$\lambda_{1,m,2}$=503, 545, 589 E00: $\Sigma\bar{m}_{F02_X,s}(\lambda)$=83,88

$\bar{g}_{F02_X,n}(\lambda)=\bar{m}_{F02_X,n}(\lambda)/0,88$, $\bar{d}_{glF02_X,n}(\lambda)=\bar{g}$

$\bar{o}_{F02_X,n}(\lambda)=2*0,88[\bar{l}_{F02_X,n}(\lambda)-\bar{m}_{F02_X,n}(\lambda)]$,

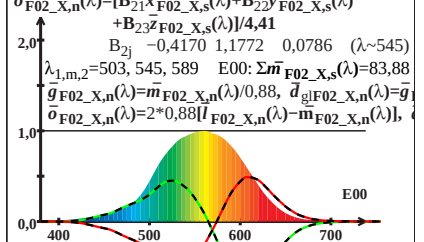

EE250−5A_5

HPE_CIEF02_X-cone sensitivity Y_{sum}=100

$\bar{l}_{F02_X,n}(\lambda)=[B_{11}\bar{x}_{F02_X,s}(\lambda)+B_{12}\bar{y}_{F02_X,s}(\lambda)+B_{13}\bar{z}_{F02_X,s}(\lambda)]/4,42$

B_{1j} 0,2105 0,8550 −0,0396 (λ~570)

$\lambda_{1,m,2}$=512, 570, 623 E00: $\Sigma\bar{l}_{F02_X,s}(\lambda)$=22,60

$\bar{l}_{F02_X,n}(\lambda_m)$=1

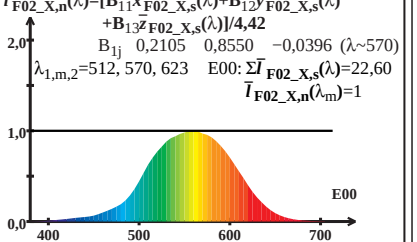

EE250−6A_5

HPE_CIEF02_X-cone sensitivity Y_{sum}=100

$\bar{m}_{F02_X,n}(\lambda)=[B_{21}\bar{x}_{F02_X,s}(\lambda)+B_{22}\bar{y}_{F02_X,s}(\lambda)+B_{23}\bar{z}_{F02_X,s}(\lambda)]/4,41$

B_{2j} −0,4170 1,1772 0,0786 (λ~545)

$\lambda_{1,m,2}$=503, 545, 589 E00: $\Sigma\bar{m}_{F02_X,s}(\lambda)$=22,67

$\bar{m}_{F02_X,n}(\lambda_m)$=1

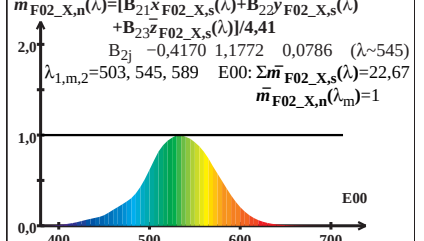

EE250−7A_5

EE250−7R_5

HPE_CIEF02_X-cone sensitivity Y_{sum}=100

$\bar{s}_{F02_X,n}(\lambda)=[B_{31}\bar{x}_{F02_X,s}(\lambda)+B_{32}\bar{y}_{F02_X,s}(\lambda)+B_{33}\bar{z}_{F02_X,s}(\lambda)]/4,38$

B_{3j} 0,000 0,000 0,5168 (λ~445)

$\lambda_{1,m,2}$=418, 445, 475 E00: $\Sigma\bar{s}_{F02_X,s}(\lambda)$=22,80

$\bar{s}_{F02_X,n}(\lambda_m)$=1

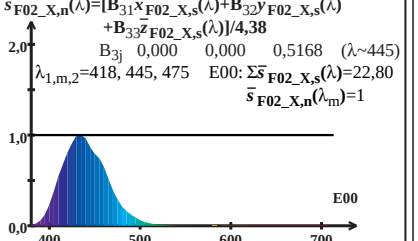

EE250−8A_5

TUB registration: 20230801-EE25/EE25L0NA.TXT /.PS
application for evaluation and measurement of display or print output

TUB material: code=rha4ta

TUB-test chart EE25; XYZ-CIEF_02-degree colorimetry
Cone sensivity, and spectral tristimulus values for CIE illuminant E00, linear data