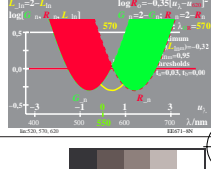
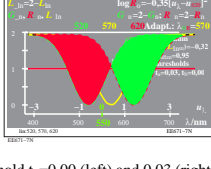
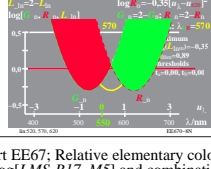
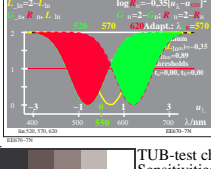
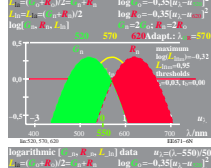
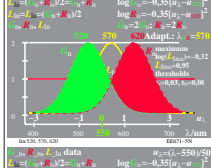
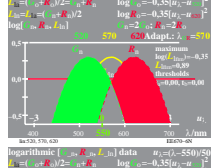
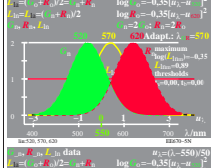
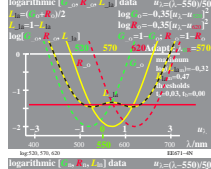
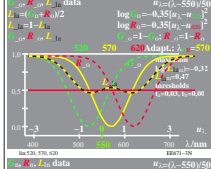
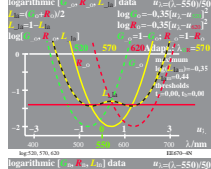
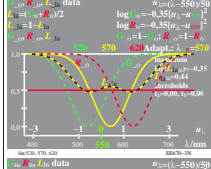
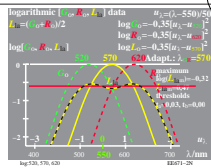
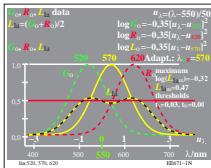
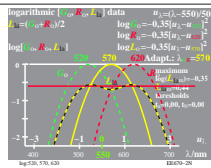
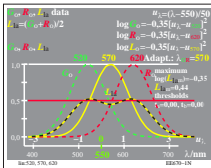


see similar files of the whole serie: <http://farbe.li.tu-berlin.de/EE.HTM>  
 technical information: <http://farbe.li.tu-berlin.de> or <http://color.li.tu-berlin.de>



TUB-test chart EE67; Relative elementary colour vision Sensitivities  $\log[LMS-R17\_M5]$  and combinations; threshold  $t_a=0,00$  (left) and  $0,03$  (right)

TUB registration: 20230801-EE67/EE67L0N1.TXT /PS  
 application for evaluation and measurement of display or print output

TUB material: code=thata