

Table with columns for colorimetric data including L*, a*, b* values for various color patches (e.g., 000000, 000082, 000293, etc.) and their corresponding device or file identifiers.

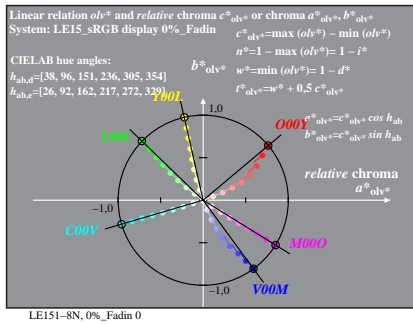
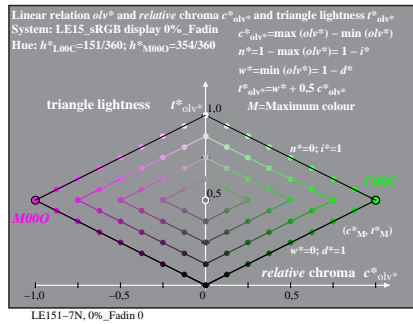
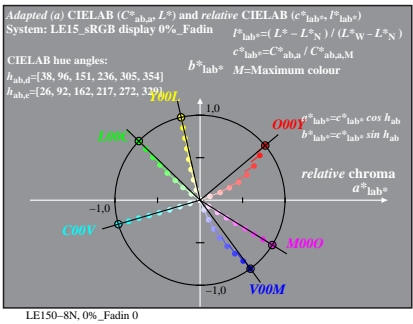
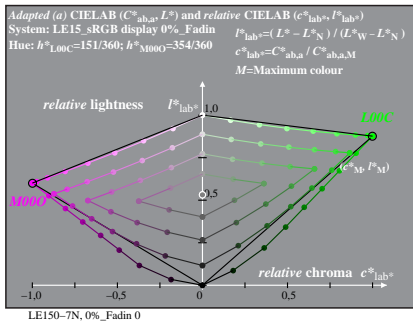
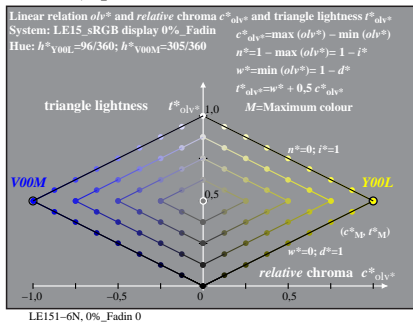
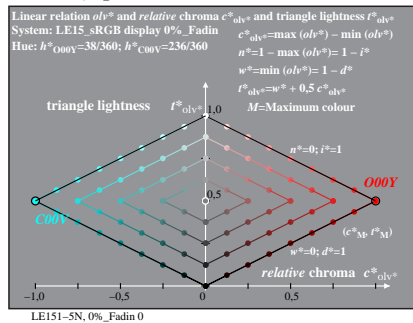
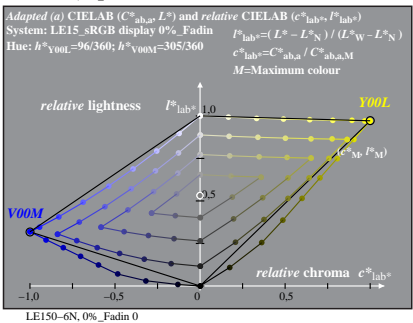
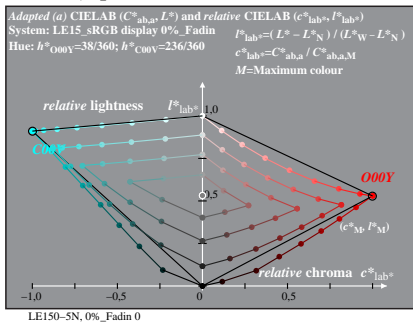
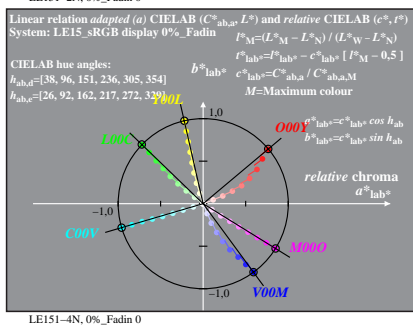
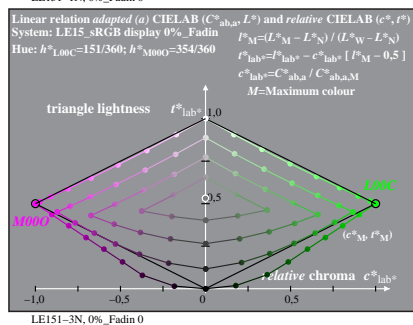
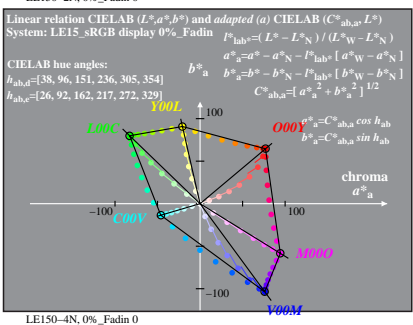
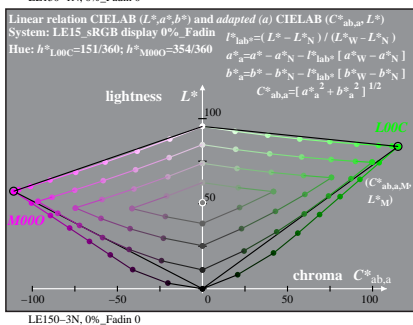
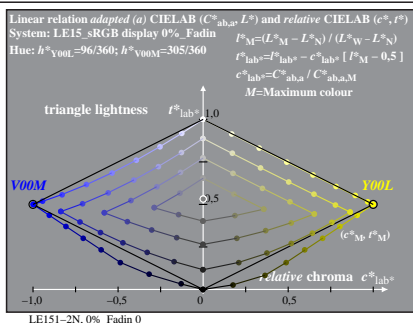
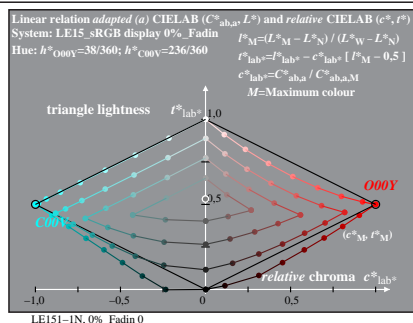
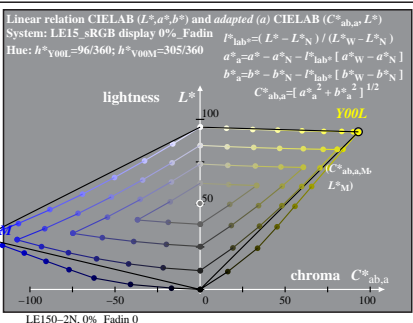
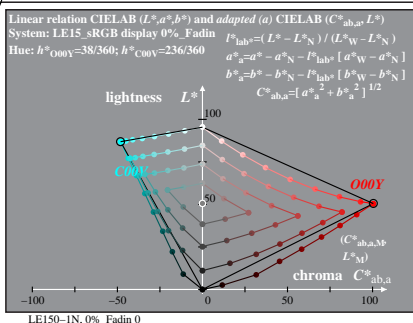
See original or copy: http://web.me.com/Klaus.richter/LE15/LE15L0NP.PDF /PS
Technical information: http://www.ps.bam.de or http://130.149.60.45/~farbmetrik

TUB registration: 20101101-LE15/LE15L0NP.PDF /PS
application for measurement of printer or monitor systems

TUB material: code=rh4t4

See original or copy: <http://web.me.com/klaus.richter/LE15/LE15L0NP.PDF> /PS
 Technical information: <http://www.ps.bam.de> or <http://130.149.60.45/~farbmetrik>

TUB registration: 20101101-LE15/LE15L0NP.PDF /PS
 application for measurement of printer or monitor systems
 TUB material: code=rh4ta



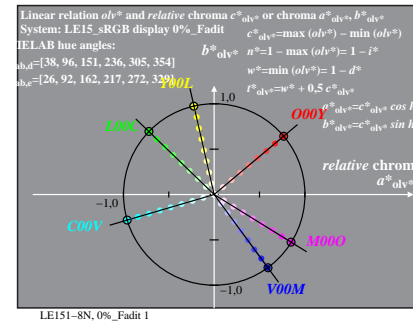
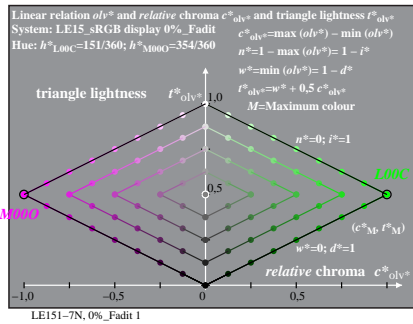
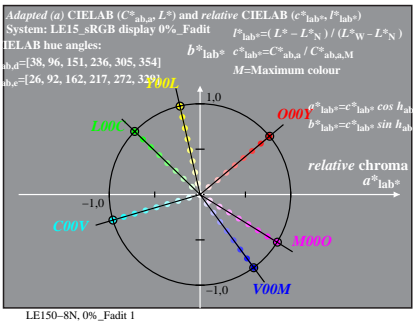
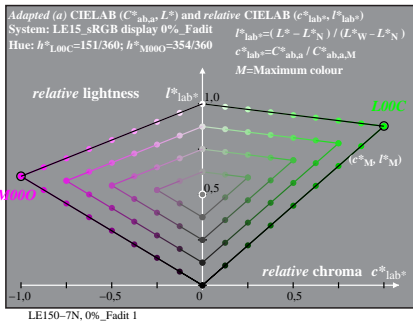
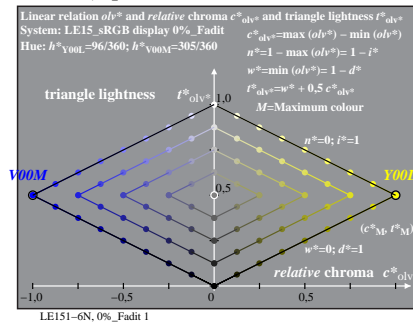
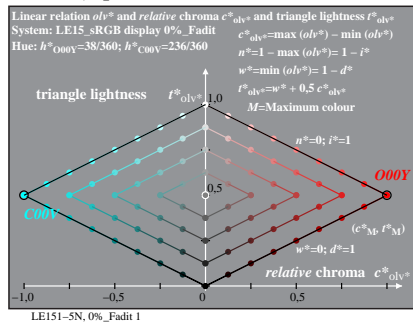
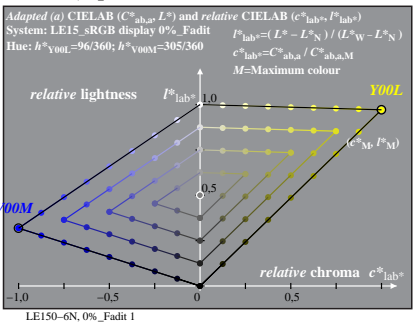
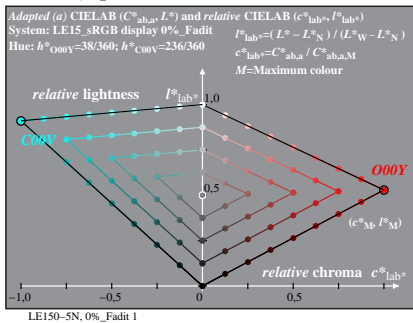
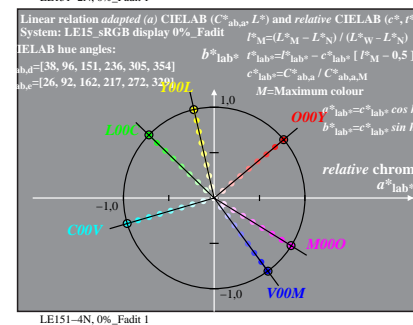
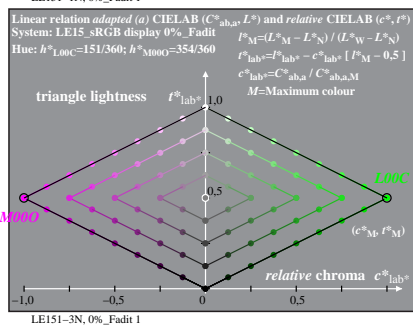

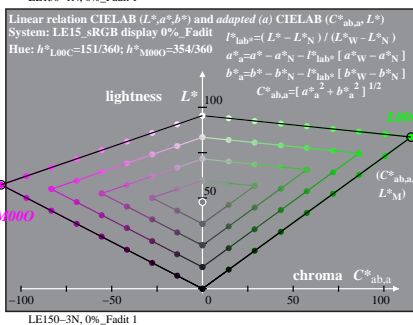
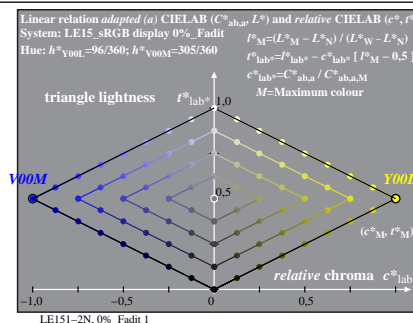
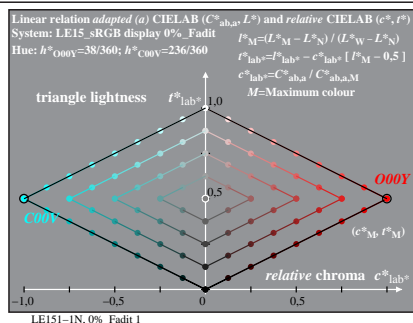
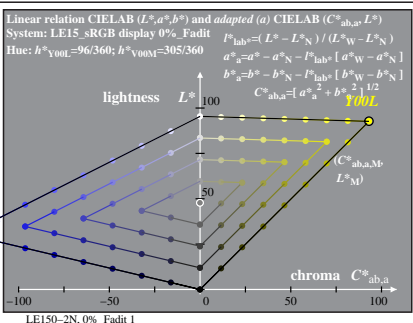
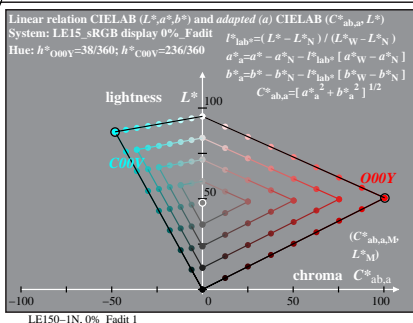
% LE15-7N, Test chart with 1080 standard colours; digital equidistant 9 step hue and achromatic scales;; luminance factor measured: Y_m and normalized: $Y_n = Y_w = 89$; for standard sRGB display, Page 3/48; display type: sRGB_IEC_61966_2_1

TUB-test chart LE15; 1080 colours of sRGB display; $Lr=0\%$; Fadin input: `rgb setrgbcolor`
 LAB* data for input and intended output (Fadin, Fadit) and CIELAB diagrams output: no change

See original or copy: <http://web.me.com/klaus.richter/LE15/LE15LONP.PDF> /PS
 Technical information: <http://www.ps.bam.de> or <http://130.149.60.45/~farbmetrik>

TUB registration: 20101101-LE15/LE15LONP.PDF /PS
 application for measurement of printer or monitor systems

TUB material: code=rh4ta

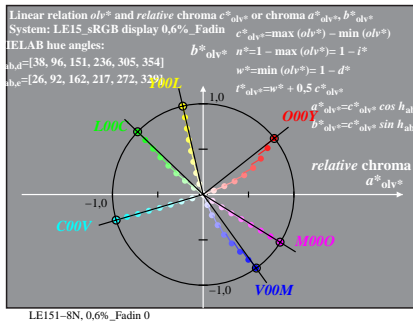
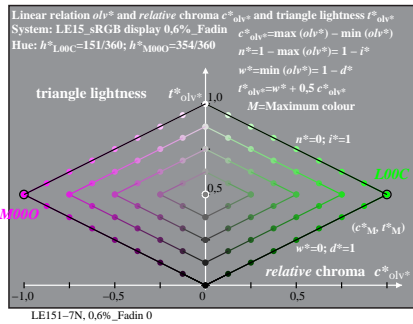
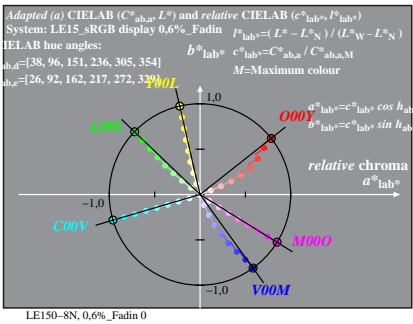
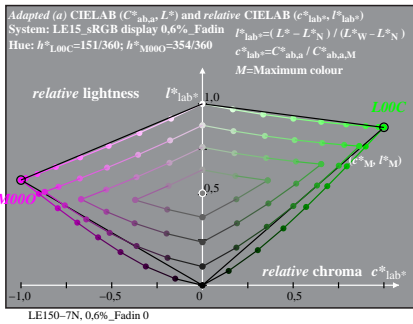
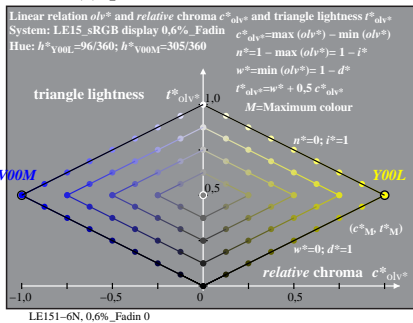
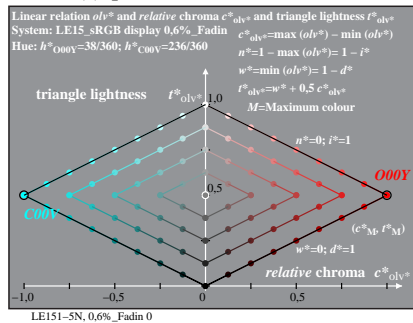
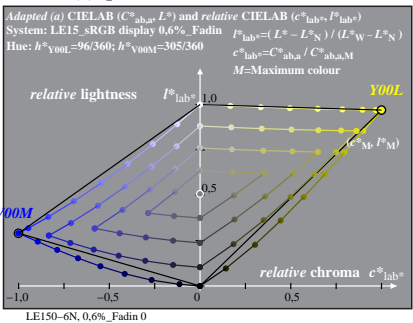
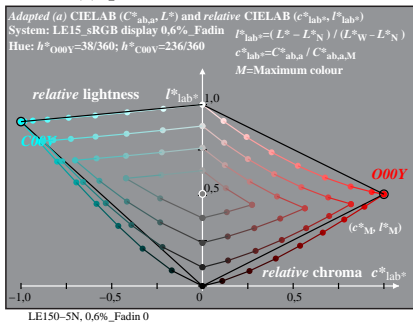
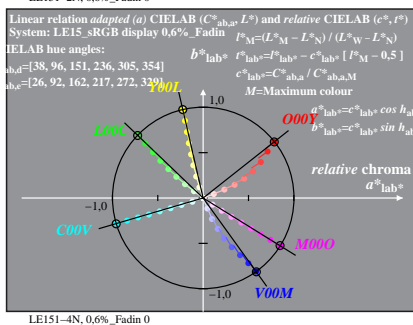
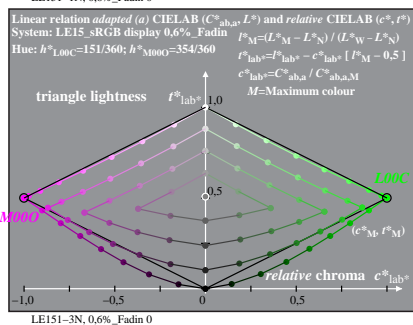
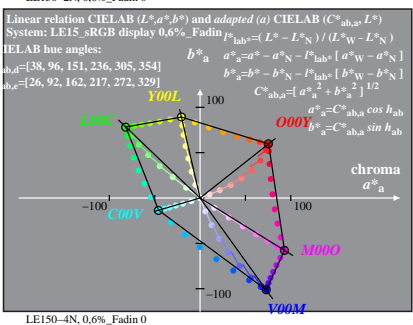
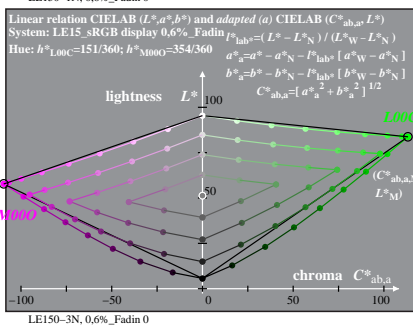
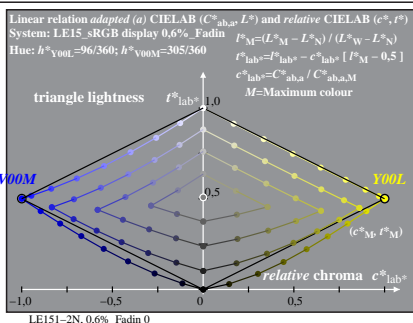
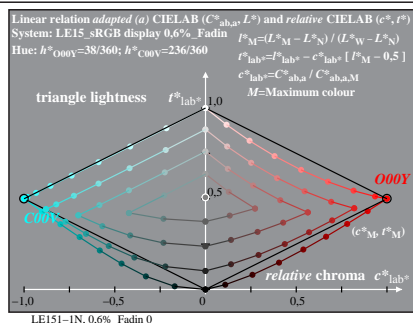
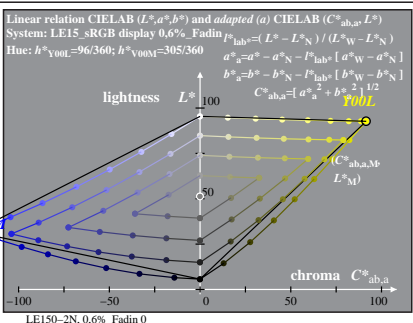
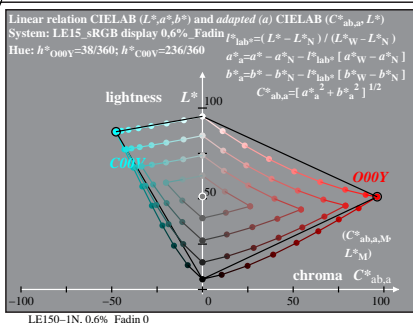


% LE15-7N, Test chart with 1080 standard colours; digital equidistant 9 step hue and achromatic scales; luminance factor measured: Y_m and normalized: $Y_m = Y_w = 89$; for standard sRGB display, Page 6/48; display type: sRGB_IEC_61966_2_1

See original or copy: <http://web.me.com/klaus.richter/LE15/LE15LONP.PDF> /PS
 Technical information: <http://www.ps.bam.de> or <http://130.149.60.45/~farbmetrik>

TUB registration: 20101101-LE15/LE15LONP.PDF /PS
 application for measurement of printer or monitor systems

TUB material: code=rh4ta



% LE150-7N, Test chart with 1080 standard colours; digital equidistant 9 step hue and achromatic scales;; luminance factor measured: Y_m and normalized: $Y_n = Y_w = 89$; for standard sRGB display, Page 9/48; display type: sRGB_IEC_61966_2_1

% LE15_sRGB display 0,6%_Fadin

TUB-test chart LE15; 1080 colours of sRGB display; $Lr=0,6\%$; Fadin
 input: *rgb setrgbcolor*
 LAB* data for input and intended output (Fadin, Fadit) and CIELAB diagrams output: no change

TUB registration: 20101101-LE15/LE15L0NP.PDF /PS
application for measurement of printer or monitor systems

TUB material: code=rh4t4

Table with columns: %100[L*,a*,b*]Fadit, i s no., and multiple columns of numerical data representing color calibration values.

% LE15-7N, Test chart with 1080 standard colors; digital equidistant 9 step hue and achromatic scales;; luminance factor measured: Ym and normalized: Ym = Yw = 89; for standard sRGB display, Page 10/48; display type: sRGB_IEC_61966_2_1 % LE15_sRGB display 0,6% Fadit

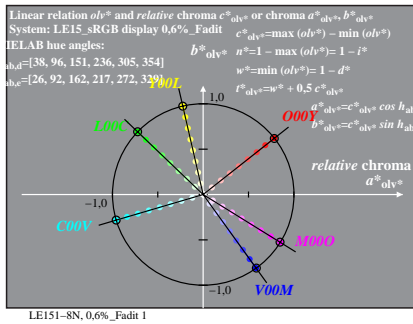
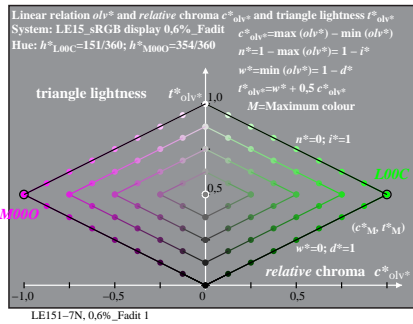
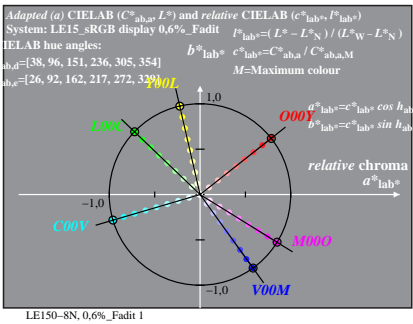
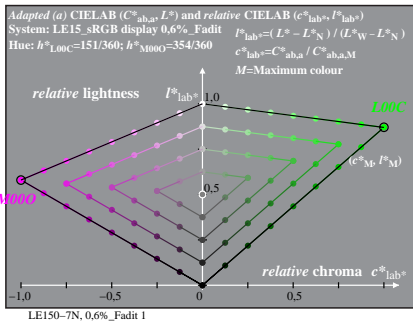
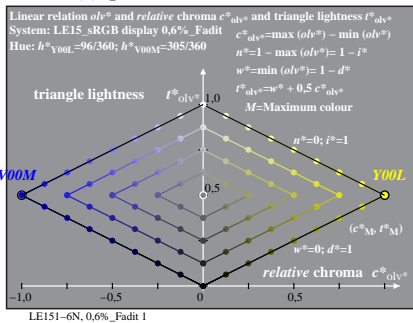
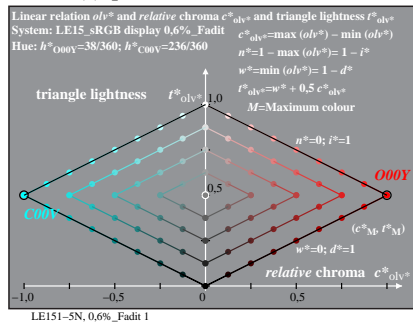
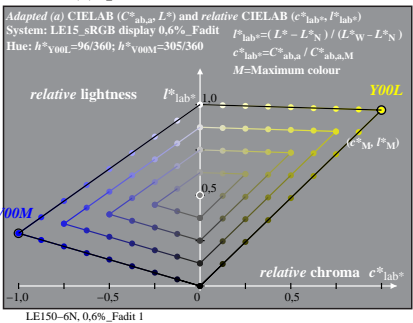
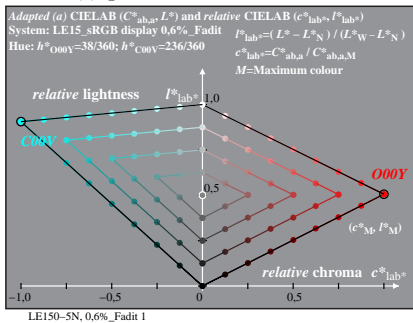
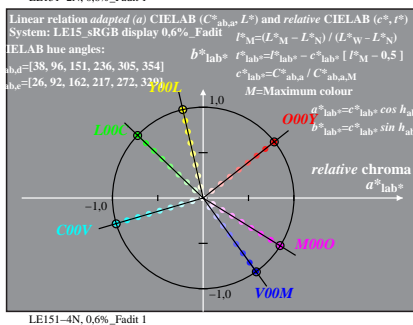
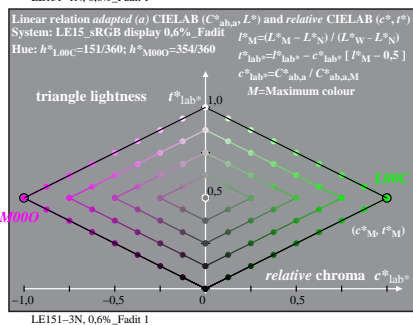

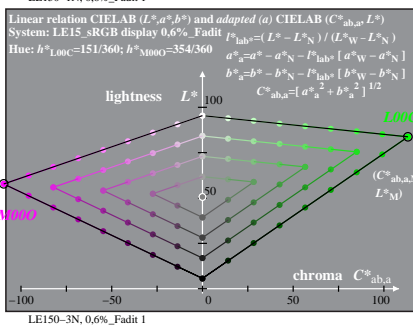
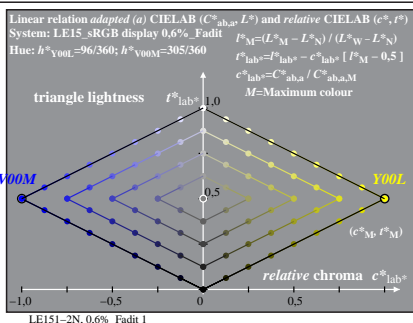
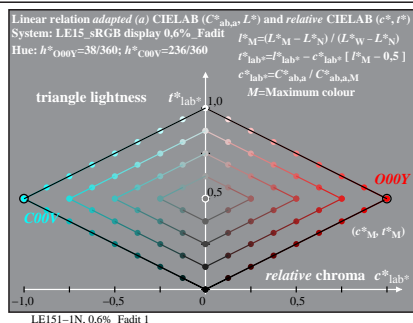
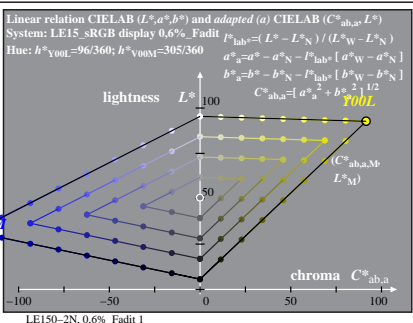
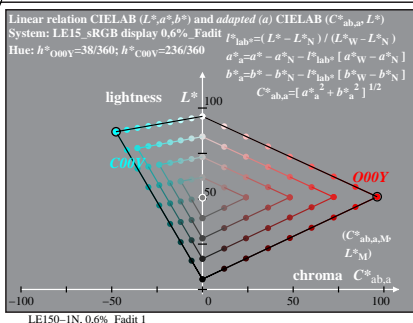
TUB-test chart LE15; input: rgb setrgbcolor LAB* data for input and intended output (Fadin, Fadit) and CIELAB diagrams output: no change

See original or copy: http://web.me.com/Klaus_richter/LE15/LE15L0NP.PDF /PS
Technical information: http://www.ps.bam.de or http://130.149.60.45/~farbmetrik

See original or copy: <http://web.me.com/klaus.richter/LE15/LE15L0NP.PDF> /PS
 Technical information: <http://www.ps.bam.de> or <http://130.149.60.45/~farbmetrik>

TUB registration: 20101101-LE15/LE15L0NP.PDF /PS
 application for measurement of printer or monitor systems

TUB material: code=rh4ta



% LE15-7N, Test chart with 1080 standard colours; digital equidistant 9 step hue and achromatic scales;; luminance factor measured: Y_m and normalized: $Y_n = Y_w = 89$; for standard sRGB display, Page 12/48; display type: sRGB_IEC_61966_2_1

% LE15_sRGB display 0,6%_Fadit

TUB registration: 20101101-LE15/LE15L0NP.PDF /PS application for measurement of printer or monitor systems

TUB material: code=rh4ta

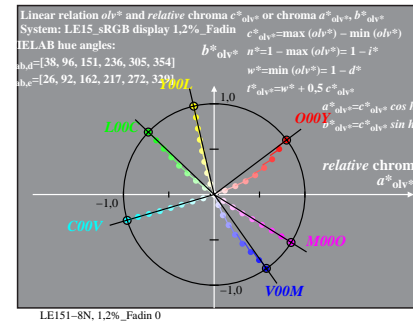
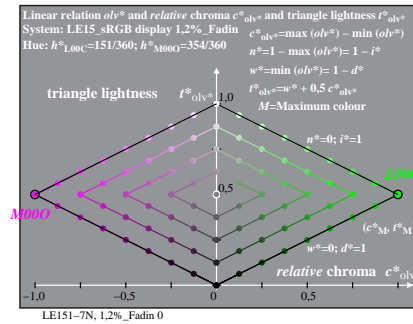
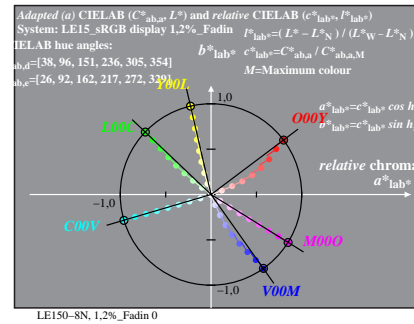
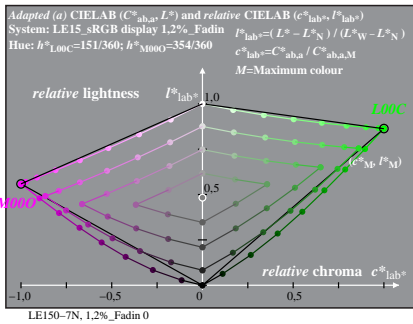
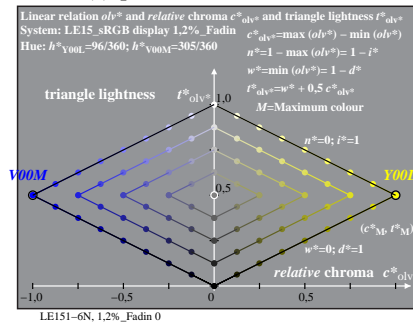
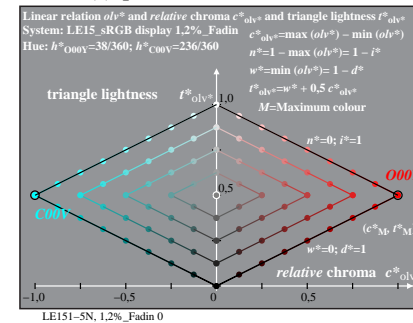
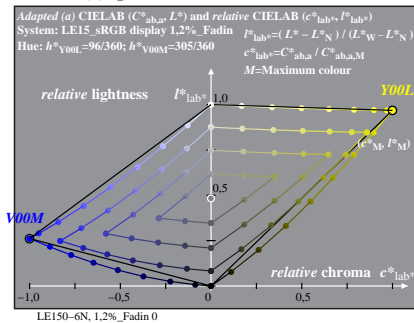
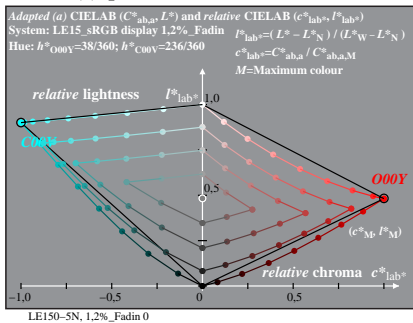
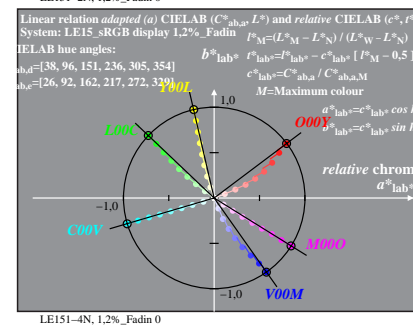
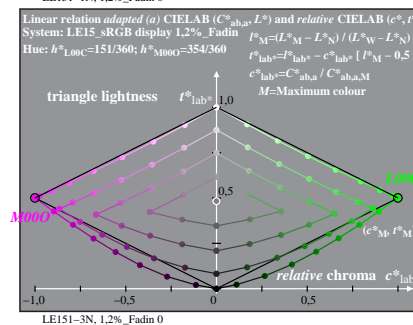
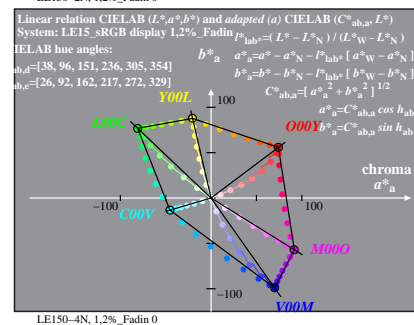
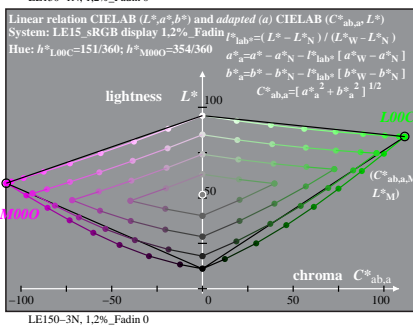
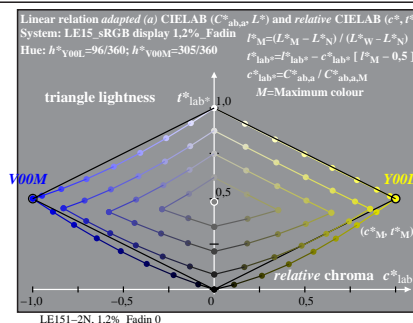
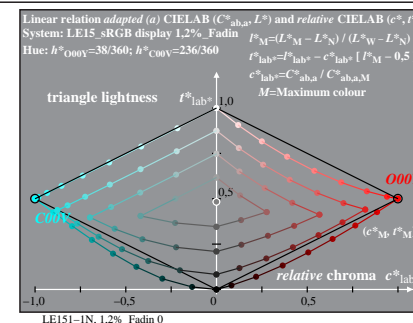
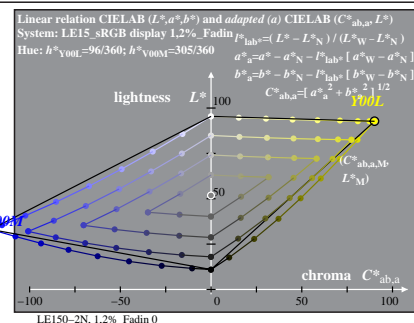
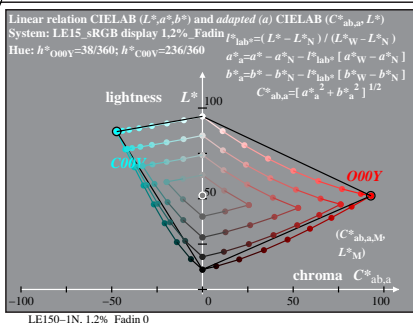
Table with columns: %100(L*,a*,b*)FadIn, i s no., and multiple columns of color data points for LE15-7N test chart.

See original or copy: http://web.me.com/Klaus.richter/LE15/LE15L0NP.PDF /PS Technical information: http://www.ps.bam.de or http://130.149.60.45/~farbmetrik

See original or copy: <http://web.me.com/klaus.richter/LE15/LE15L0NP.PDF> /PS
 Technical information: <http://www.ps.bam.de> or <http://130.149.60.45/~farbmetrik>

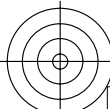
TUB registration: 20101101-LE15/LE15L0NP.PDF /PS
 application for measurement of printer or monitor systems

TUB material: code=rh4ta



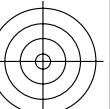
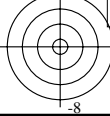
% LE15-7N, Test chart with 1080 standard colours; digital equidistant 9 step hue and achromatic scales;; luminance factor measured: Y_m and normalized: $Y_m = Y_w = 89$; for standard sRGB display, Page 15/48; display type: sRGB_IEC_61966_2_1

% LE15_sRGB display 1.2%_Fadin



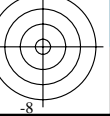
See original or copy: <http://web.me.com/Klaus.richter/LE15/LE15L0NP.PDF> /PS
Technical information: <http://www.ps.barn.de> or <http://130.149.60.45/~farbmetrik>

Table with columns for color patches (e.g., 001099, 000000, 000000, 000000) and corresponding numerical data. The table is organized in a grid-like structure with multiple columns of data for each patch.



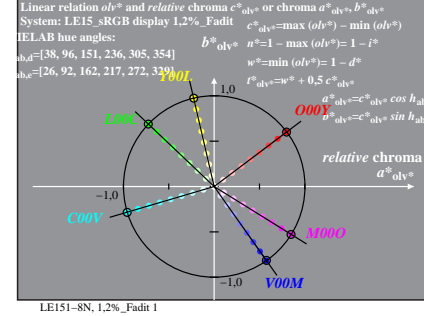
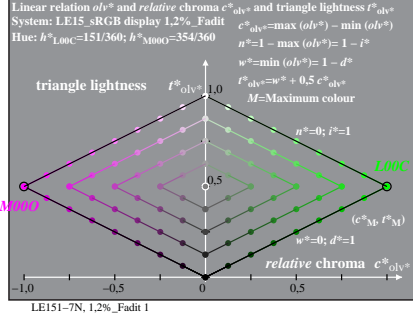
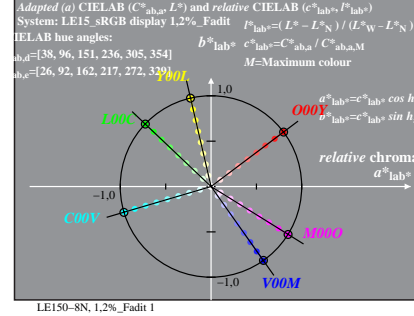
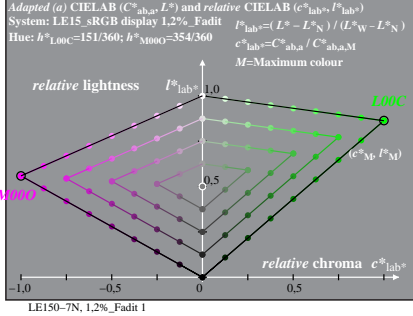
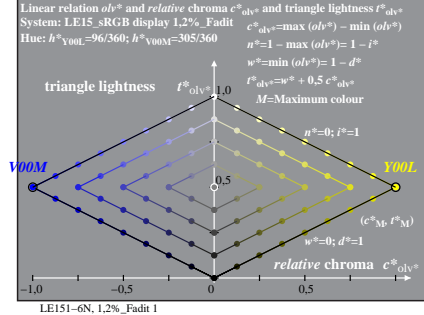
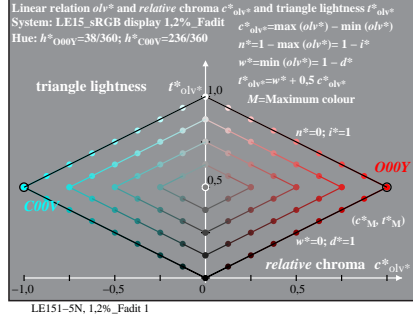
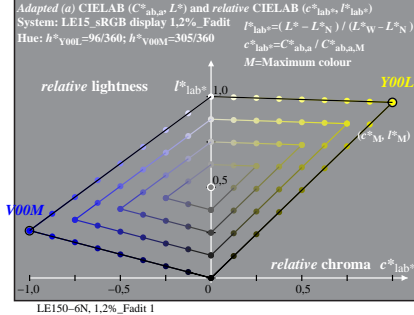
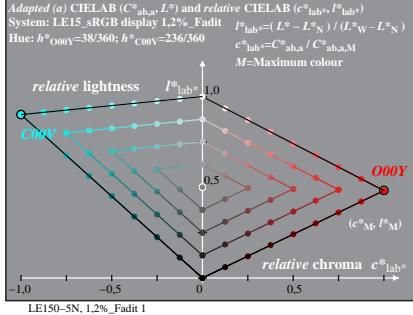
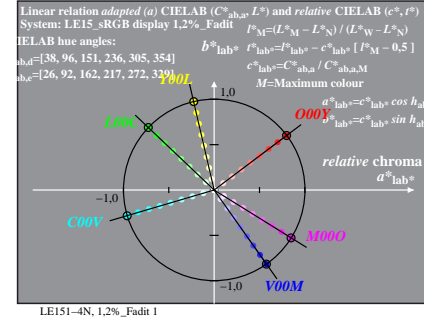
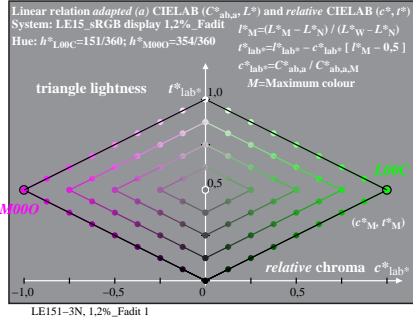
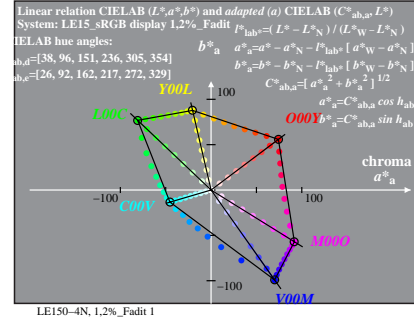
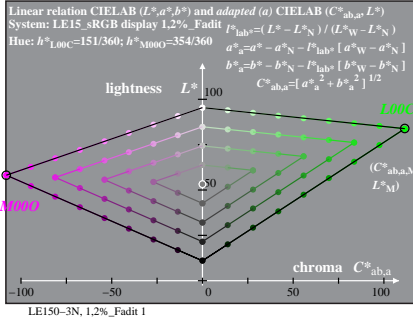
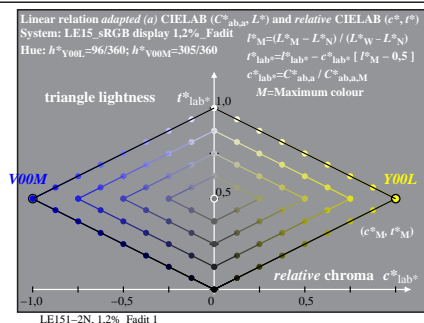
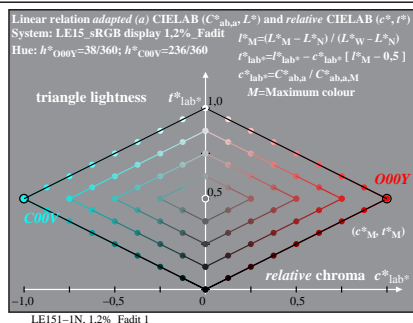
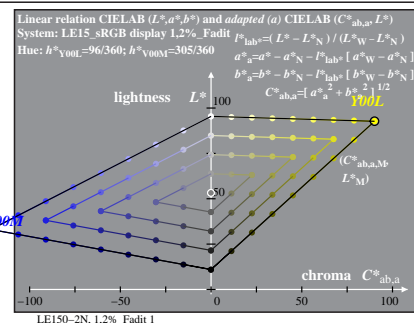
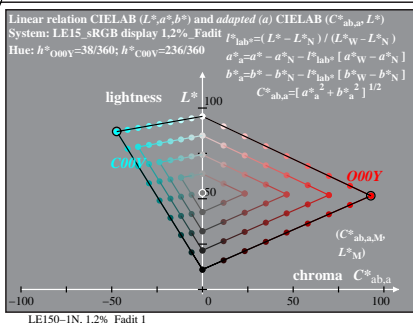
TUB registration: 20101101-LE15/LE15L0NP.PDF /PS
application for measurement of printer or monitor systems

TUB material: code=rh4ta



See original or copy: <http://web.me.com/klaus.richter/LE15/LE15LONP.PDF> /PS
 Technical information: <http://www.ps.bam.de> or <http://130.149.60.45/~farbmetrik>

TUB registration: 20101101-LE15/LE15LONP.PDF /PS
 application for measurement of printer or monitor systems
 TUB material: code=rh4ta



% LE15-7N, Test chart with 1080 standard colours; digital equidistant 9 step hue and achromatic scales; luminance factor measured: Y_m and normalized: $Y_n = Y_w = 89$; for standard sRGB display, Page 18/48; display type: sRGB_IEC_61966_2_1

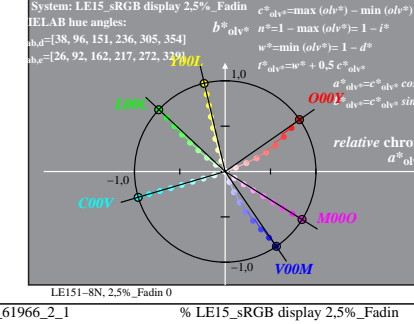
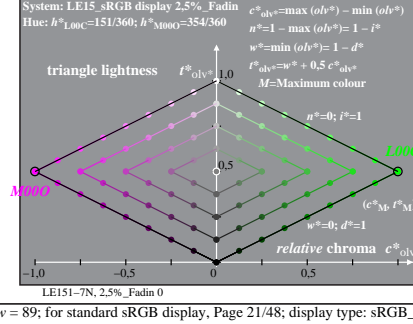
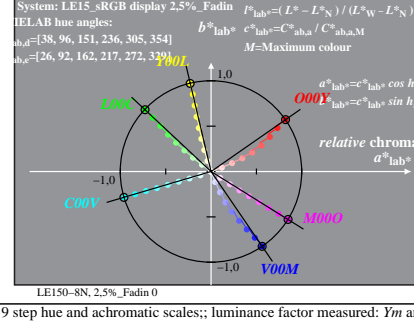
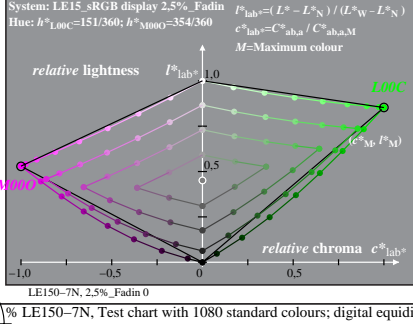
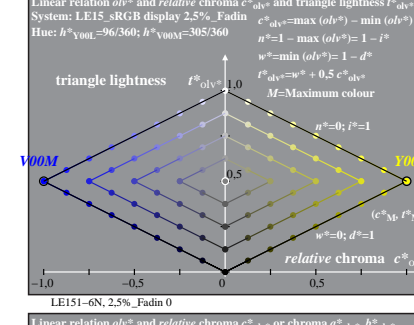
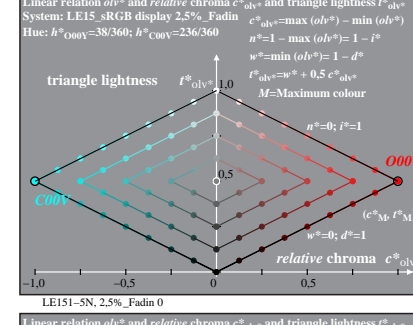
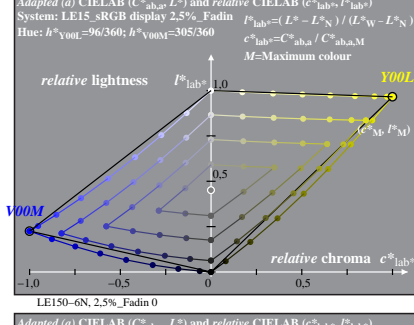
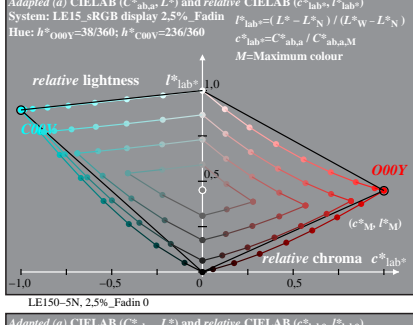
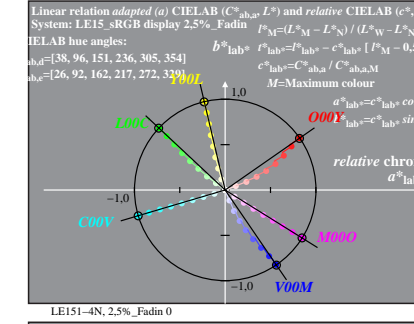
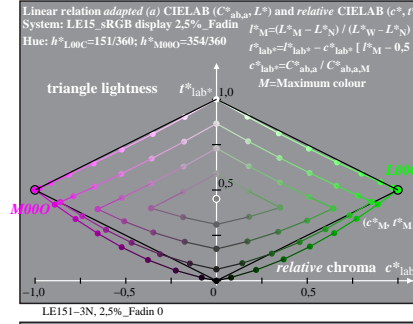
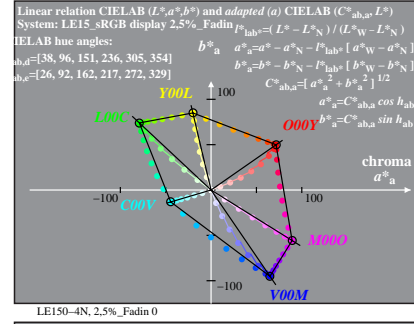
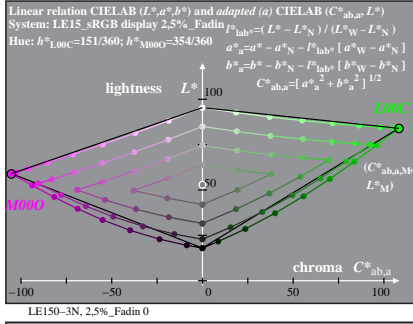
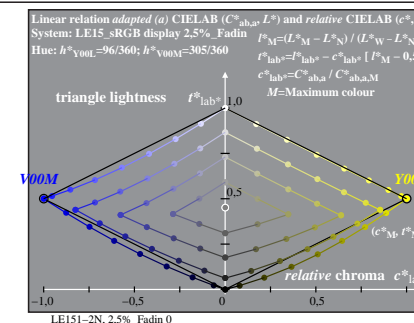
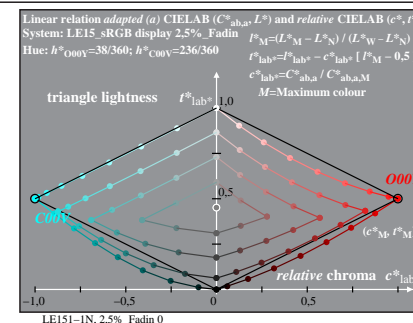
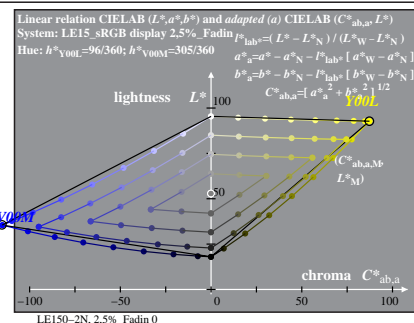
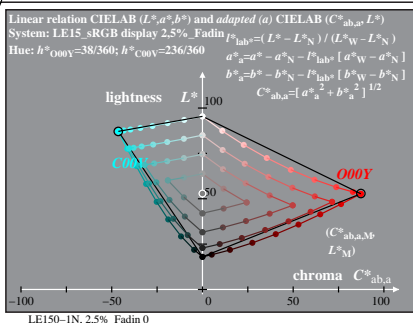
% LE15_sRGB display 1.2%_Fadit

TUB-test chart LE15; 1080 colours of sRGB display; $Lr=1,2\%$; Fadit input: *rgb setrgbcolor*
 LAB* data for input and intended output (Fadin, Fadit) and CIELAB diagrams output: no change

See original or copy: <http://web.me.com/klaus.richter/LE15/LE15L0NP.PDF> /PS
 Technical information: <http://www.ps.bam.de> or <http://130.149.60.45/~farbmetrik>

TUB registration: 20101101-LE15/LE15L0NP.PDF /PS
 application for measurement of printer or monitor systems

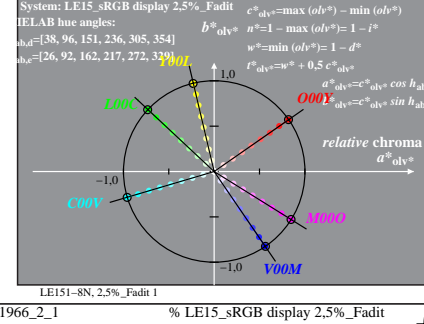
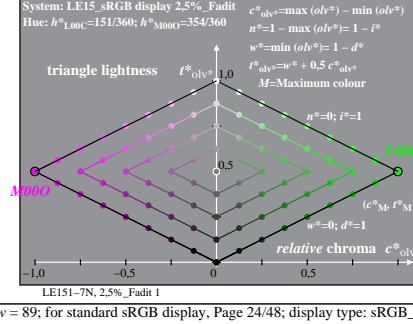
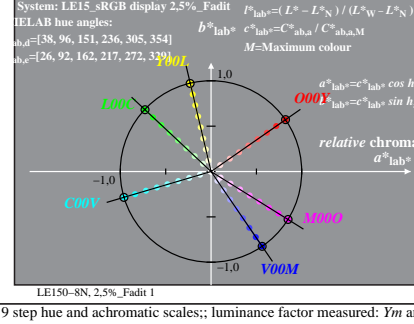
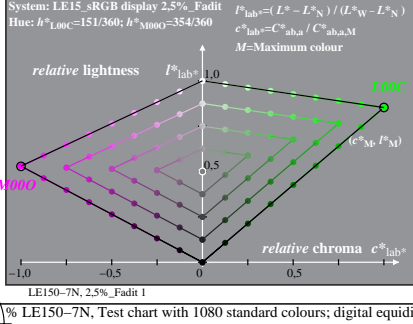
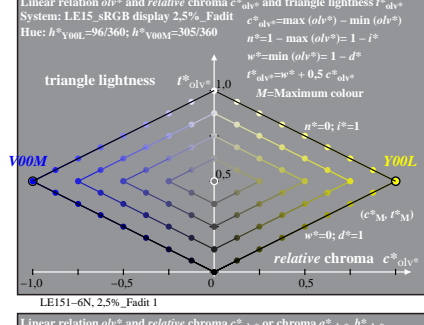
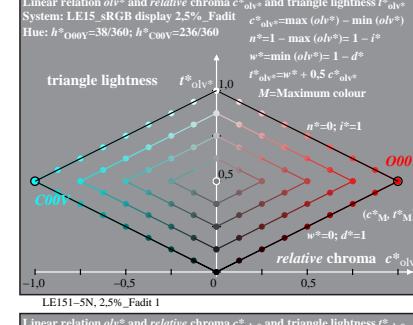
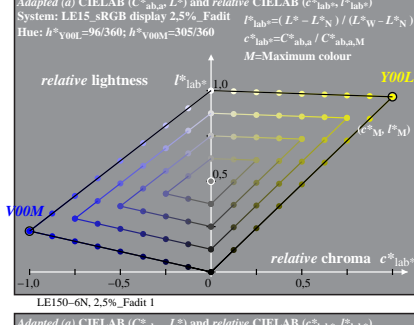
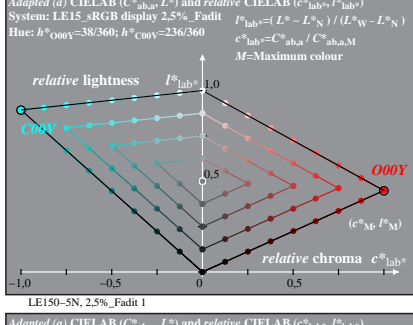
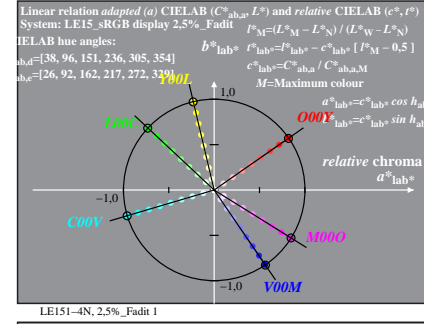
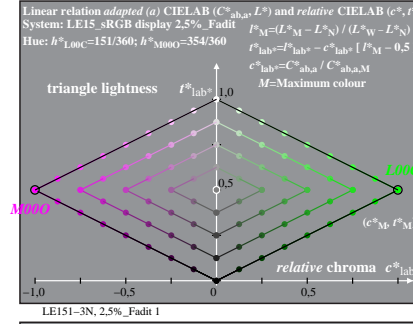
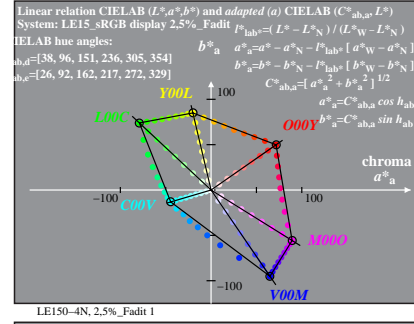
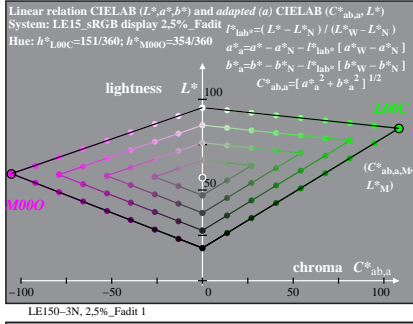
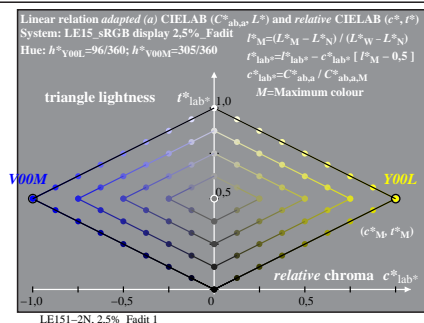
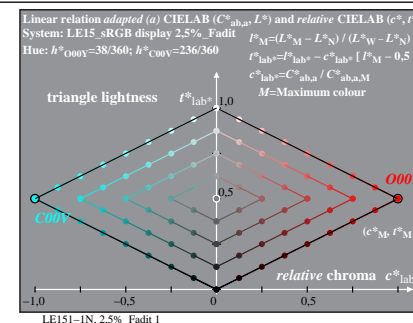
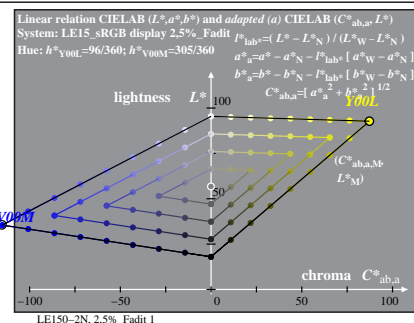
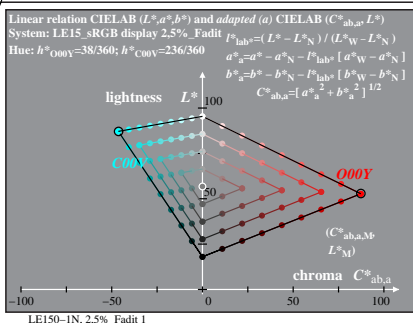
TUB material: code=rh4ta



See original or copy: <http://web.me.com/klaus.richter/LE15/LE15L0NP.PDF> /PS
 Technical information: <http://www.ps.bam.de> or <http://130.149.60.45/~farbmetrik>

TUB registration: 20101101-LE15/LE15L0NP.PDF /PS
 application for measurement of printer or monitor systems

TUB material: code=rh4ta



% LE150-7N, Test chart with 1080 standard colours; digital equidistant 9 step hue and achromatic scales;; luminance factor measured: Y_m and normalized: $Y_n = Y_w = 89$; for standard sRGB display, Page 24/48; display type: sRGB_IEC_61966_2_1

TUB-test chart LE15; 1080 colours of sRGB display; $Lr=2,5\%$; Fadit
 LAB* data for input and intended output (Fadin, Fadit) and CIELAB diagrams output: no change
 input: `rgb setrgbcolor`

Table with columns for colorimetric data including % 100L,a*,b*FadIn, i s no., and various numerical values for color calibration.

TUB-test chart LE15; 1080 colours of sRGB display; Lr=5% ; Fadin input: rgb setrgbcolor LAB* data for input and intended output (Fadin, Fadit) and CIELAB diagrams output: no change

See original or copy: http://web.me.com/Klaus.richter/LE15/LE15L0NP.PDF /PS Technical information: http://www.ps.bam.de or http://130.149.60.45/~farbmetrik

TUB registration: 20101101-LE15/LE15L0NP.PDF /PS application for measurement of printer or monitor systems TUB material: code=rha4ta

http://130.149.60.45/~farbmetrik/LE15/LE15L0NP.PDF /.PS; start output

N: No Output Linearization (OL) data in File (F), Startup (S) or Device (D), page 26/48

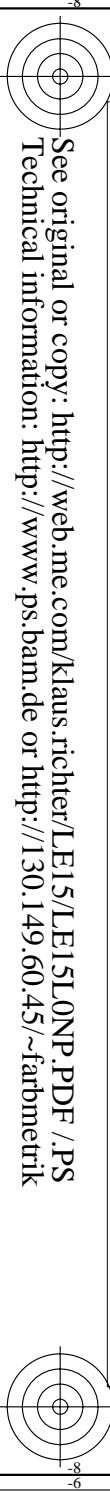
See original or copy: <http://web.me.com/Klaus.richter/LE15/LE15L0NP.PDF> /PS
Technical information: <http://www.ps.bam.de> or <http://130.149.60.45/~farbmetrik>

Table with 4 columns: % 100[L*,a*,b*], Fadin, i s no., and 20 columns of numerical data representing color calibration points.

TUB registration: 20101101-LE15/LE15L0NP.PDF /PS
application for measurement of printer or monitor systems
TUB material: code=rh4ta

% LE150-7N, Test chart with 1080 standard colours; digital equidistant 9 step hue and achromatic scales;; luminance factor measured: Ym and normalized: Ym = Yw = 89; for standard sRGB display, Page 26/48; display type: sRGB_IEC_61966_2_1

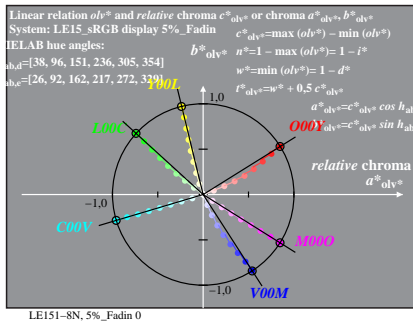
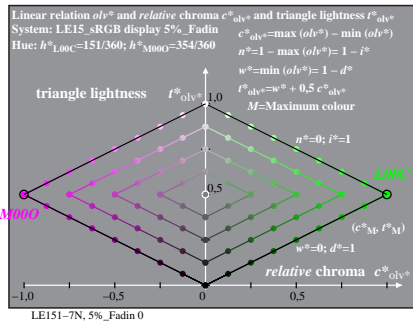
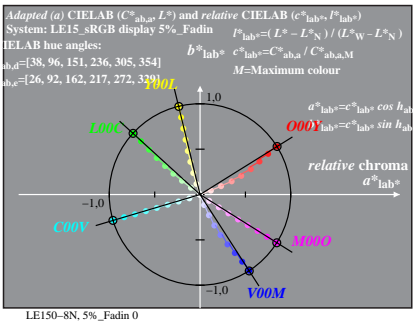
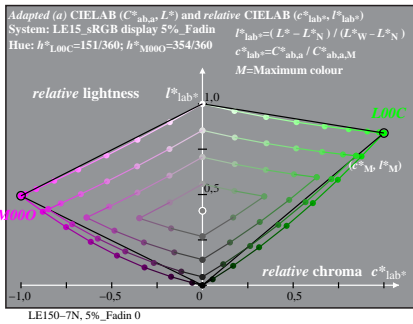
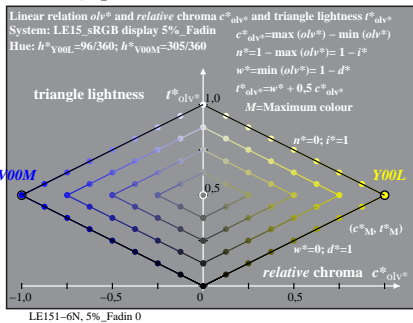
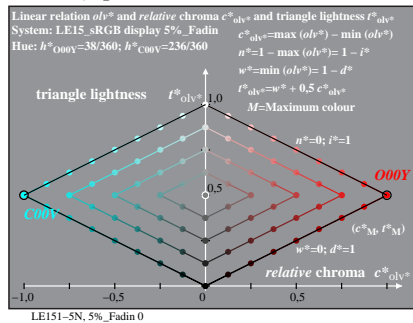
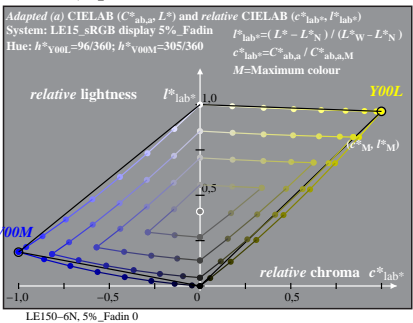
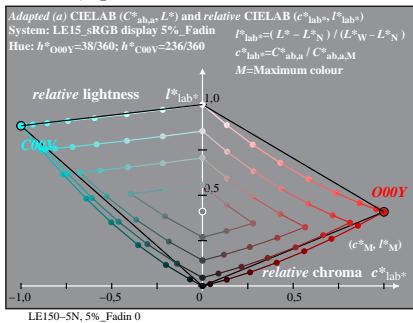
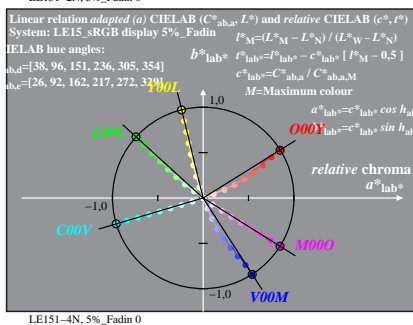
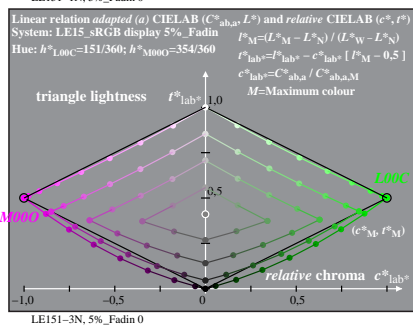

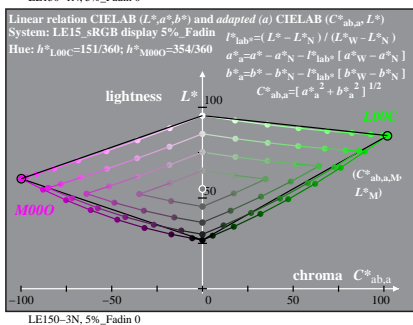
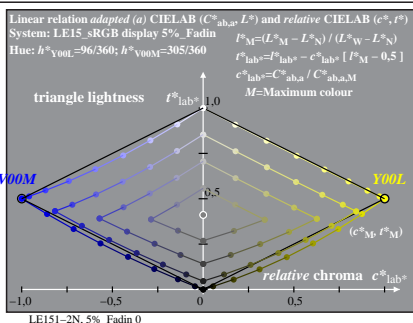
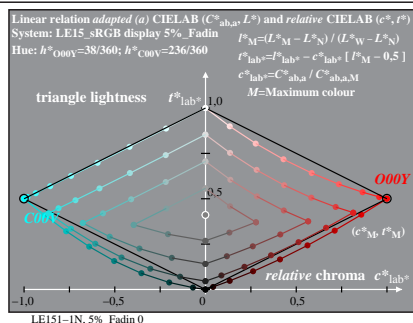
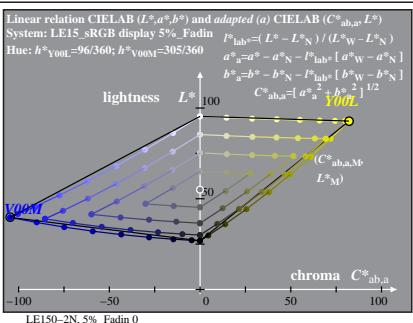
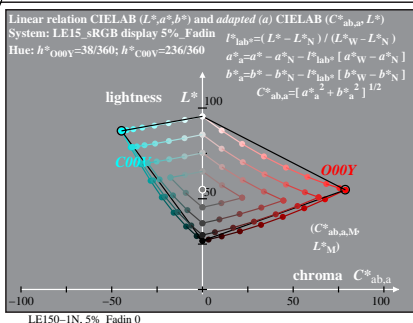
TUB-test chart LE15; 1080 colours of sRGB display; Lr=5%; Fadin input: rgb setrgbcolor
LAB* data for input and intended output (Fadin, Fadit) and CIELAB diagrams output: no change



See original or copy: <http://web.me.com/klaus.richter/LE15/LE15L0NP.PDF> /PS
 Technical information: <http://www.ps.bam.de> or <http://130.149.60.45/~farbmetrik>

TUB registration: 20101101-LE15/LE15L0NP.PDF /PS
 application for measurement of printer or monitor systems

TUB material: code=rh4ta



% LE15-7N, Test chart with 1080 standard colours; digital equidistant 9 step hue and achromatic scales;; luminance factor measured: Y_m and normalized: $Y_n = Y_w = 89$; for standard sRGB display, Page 27/48; display type: sRGB_IEC_61966_2_1

TUB-test chart LE15; 1080 colours of sRGB display; $Lr=5\%$; Fadin input: `rgb setrgbcolor`
 LAB* data for input and intended output (Fadin, Fadit) and CIELAB diagrams output: no change



See original or copy: <http://web.me.com/Klaus.richter/LE15/LE15L0NP.PDF> /PS
Technical information: <http://www.ps.bam.de> or <http://130.149.60.45/~farbmetrik>

TUB registration: 20101101-LE15/LE15L0NP.PDF /PS
application for measurement of printer or monitor systems
TUB material: code=rh4t4

Table with columns for color channels (a*, b*) and various colorimetric parameters (i, s, n, o) for 1080 standard colors. The table is organized into 10 columns of 108 rows each, representing different color patches.

% LE15-7N, Test chart with 1080 standard colours; digital equidistant 9 step hue and achromatic scales;; luminance factor measured: Ym and normalized: Yn = Yw = 89; for standard sRGB display, Page 28/48; display type: sRGB_IEC_61966_2_1

TUB-test chart LE15; 1080 colours of sRGB display; Lr=5%; Fadin
LAB* data for input and intended output (Fadin, Fadit) and CIELAB diagrams output: no change

input: rgb setrgbcolor

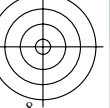
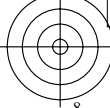


Table with columns for color patches (e.g., 005136, 005162, 005196) and their corresponding colorimetric data (L*, a*, b*, Ym, Yn, Yw). The table is organized into columns with varying widths and contains a large amount of numerical data.

TUB-test chart LE15; 1080 colours of sRGB display; Lr=5%; Fadat input: rgb setrgbcolor LAB* data for input and intended output (Fadin, Fadat) and CIELAB diagrams output: no change

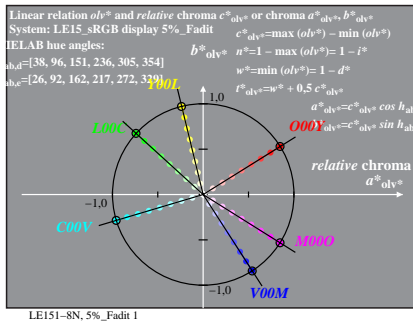
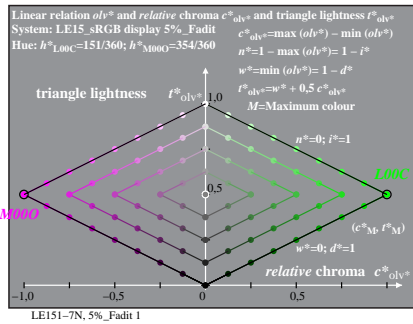
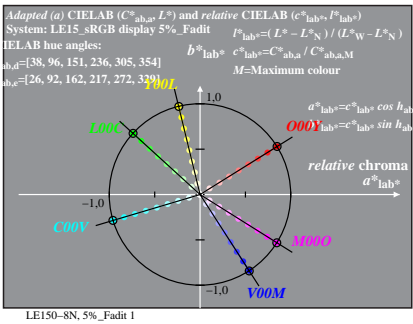
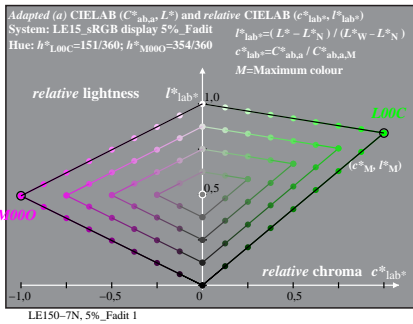
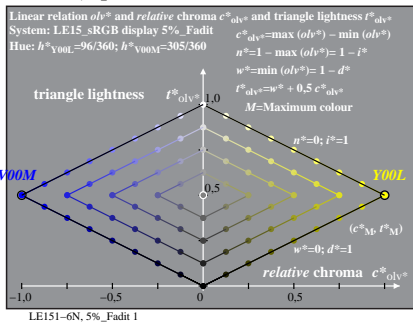
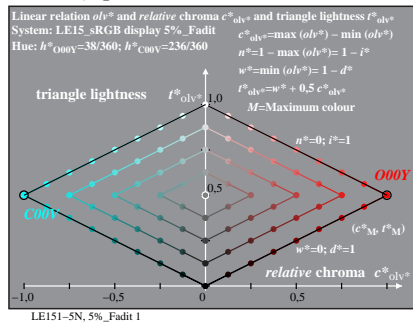
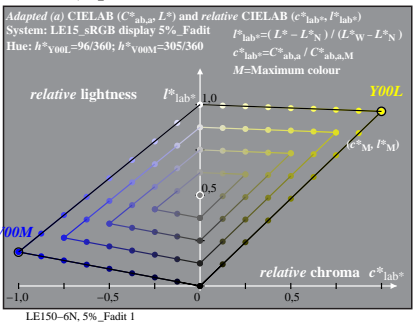
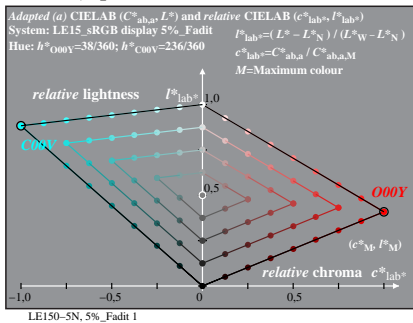
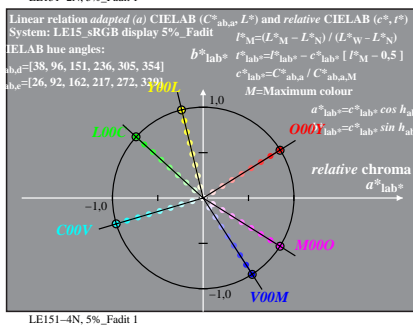
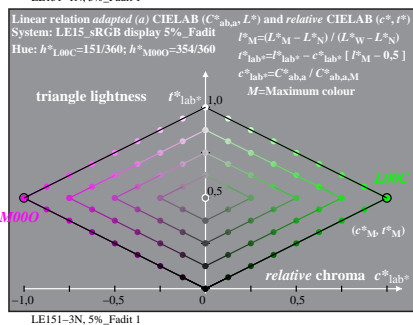
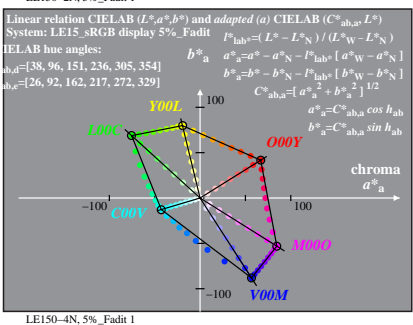
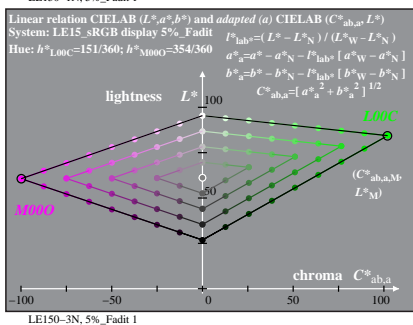
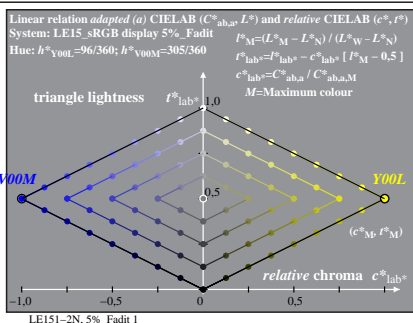
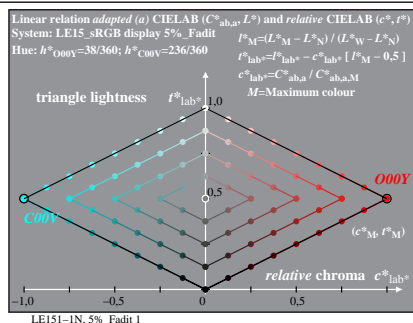
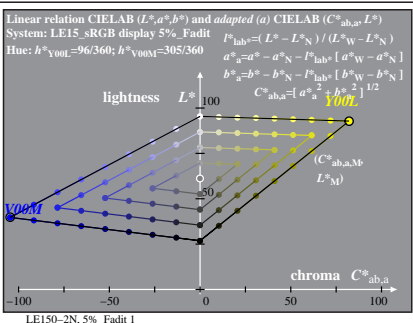
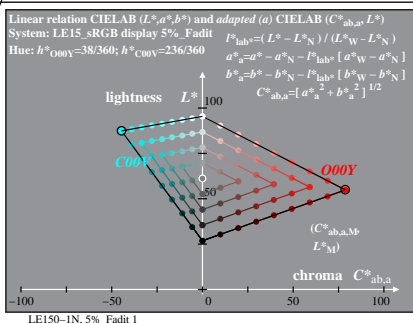
See original or copy: http://web.me.com/Klaus.richter/LE15/LE15L0NP.PDF /.PS
Technical information: http://www.ps.bam.de or http://130.149.60.45/~farbmetrik

TUB registration: 20101101-LE15/LE15L0NP.PDF /.PS
application for measurement of printer or monitor systems
TUB material: code=rh4ta

See original or copy: <http://web.me.com/klaus.richter/LE15/LE15L0NP.PDF> /PS
 Technical information: <http://www.ps.bam.de> or <http://130.149.60.45/~farbmetrik>

TUB registration: 20101101-LE15/LE15L0NP.PDF /PS
 application for measurement of printer or monitor systems

TUB material: code=rh4ta



% LE150-7N, Test chart with 1080 standard colours; digital equidistant 9 step hue and achromatic scales;; luminance factor measured: Y_m and normalized: $Y_n = Y_w = 89$; for standard sRGB display, Page 30/48; display type: sRGB_IEC_61966_2_1

TUB-test chart LE15; 1080 colours of sRGB display; $Lr=5\%$; Fadit
 LAB* data for input and intended output (Fadin, Fadit) and CIELAB diagrams output: no change



See original or copy: <http://web.me.com/Klaus.richter/LE15/LE15L0NP.PDF> /PS
Technical information: <http://www.ps.bam.de> or <http://130.149.60.45/~farbmetrik>

Table with columns for color space coordinates (L*, a*, b*), Fadin, i s no., and numerical data for various color patches (e.g., 003798, 003813, etc.).

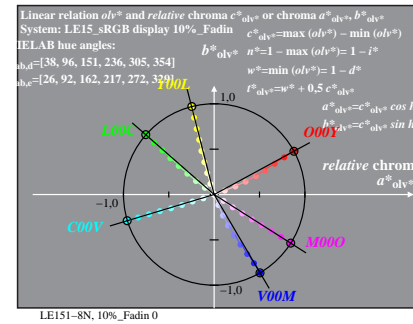
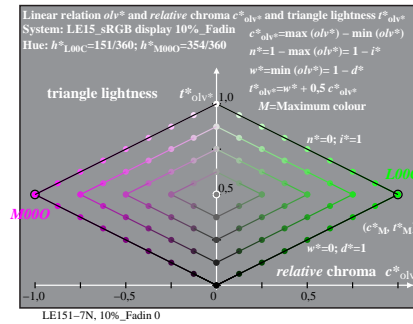
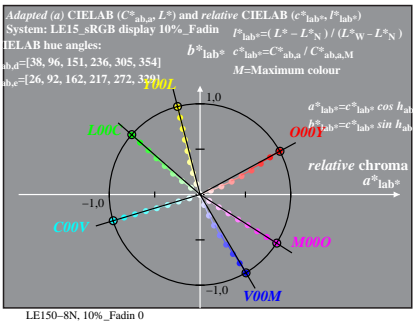
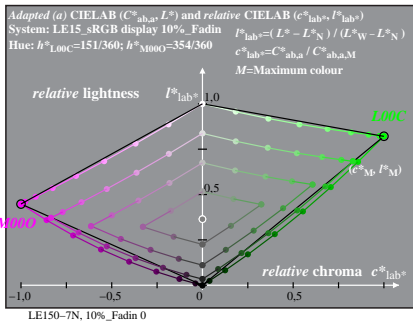
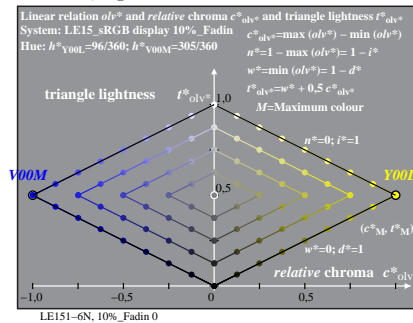
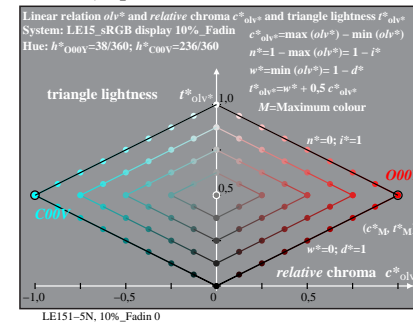
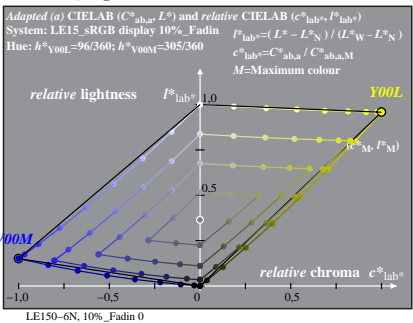
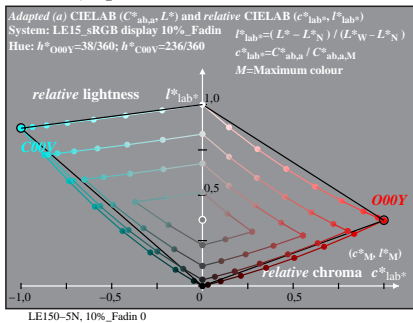
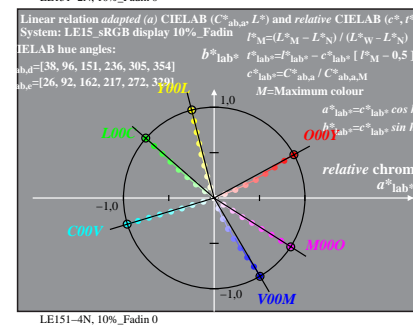
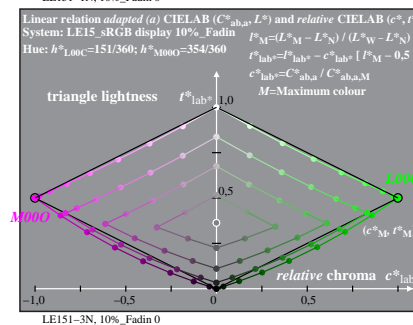

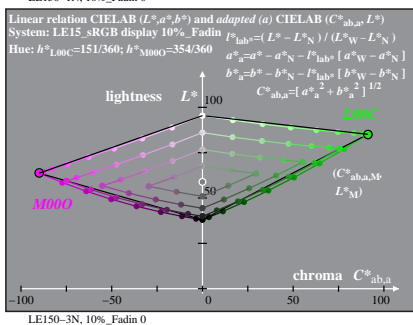
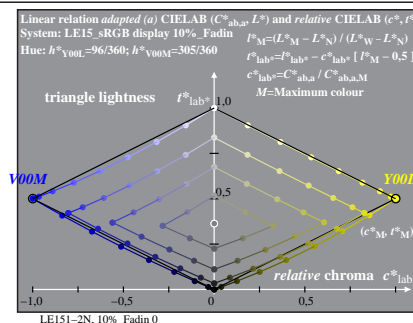
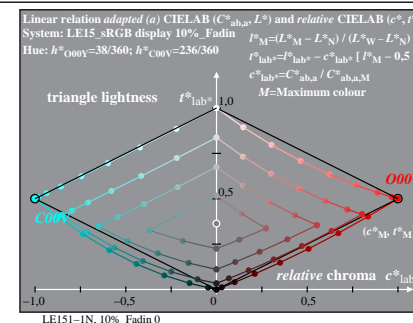
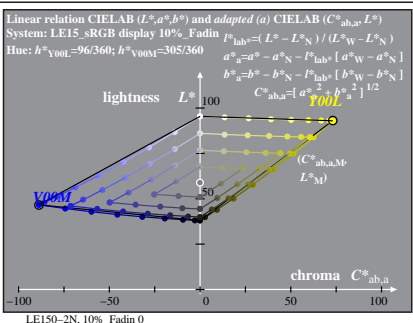
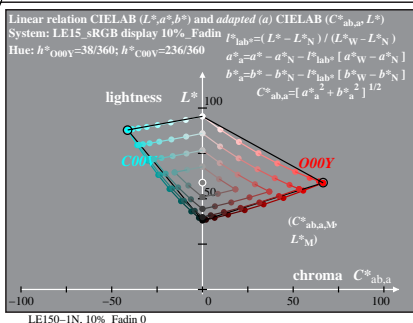
% LE150-7N, Test chart with 1080 standard colours; digital equidistant 9 step hue and achromatic scales; luminance factor measured: Ym and normalized: Yn = Yw = 89; for standard sRGB display, Page 31/48; display type: sRGB_IEC_61966_2_1

TUB registration: 20101101-LE15/LE15L0NP.PDF /PS
application for measurement of printer or monitor systems
TUB material: code=rh4ta

See original or copy: <http://web.me.com/klaus.richter/LE15/LE15L0NP.PDF> /PS
 Technical information: <http://www.ps.bam.de> or <http://130.149.60.45/~farbmetrik>

TUB registration: 20101101-LE15/LE15L0NP.PDF /PS
 application for measurement of printer or monitor systems

TUB material: code=rh4ta



% LE15-7N, Test chart with 1080 standard colours; digital equidistant 9 step hue and achromatic scales; luminance factor measured: Y_m and normalized: $Y_m = Y_w = 89$; for standard sRGB display, Page 33/48; display type: sRGB_IEC_61966_2_1

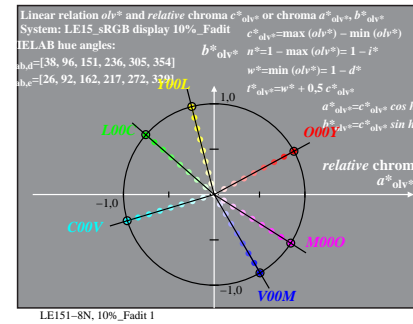
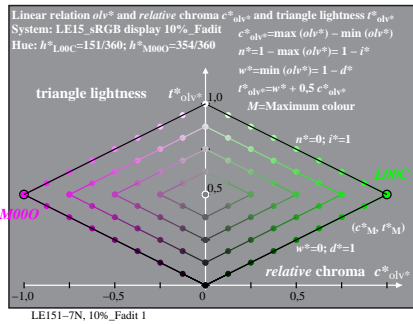
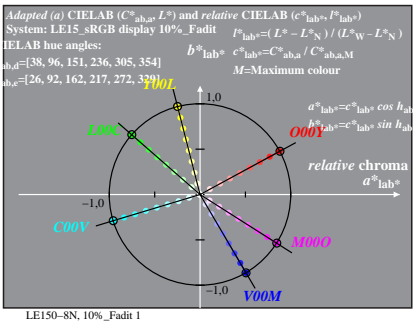
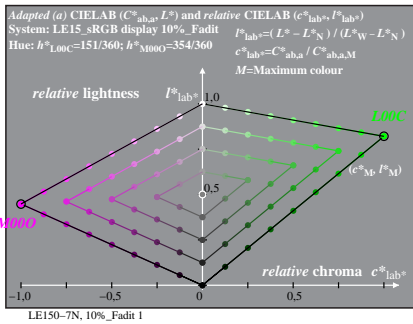
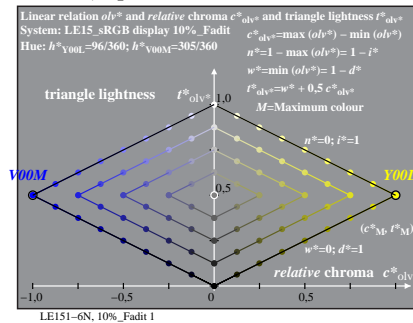
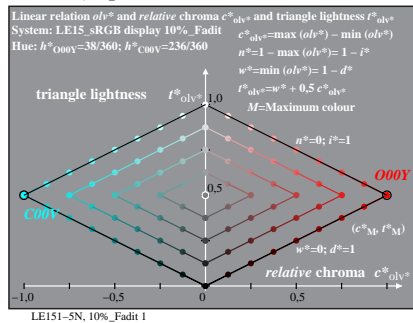
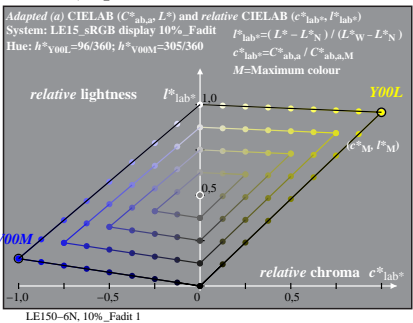
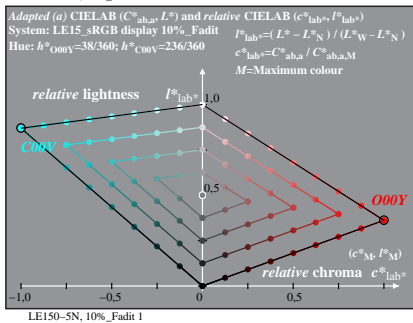
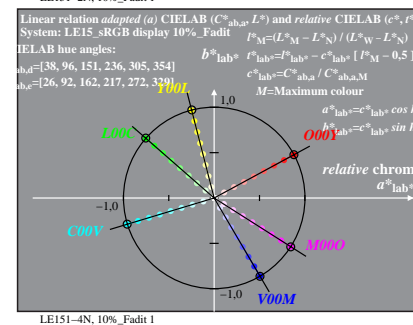
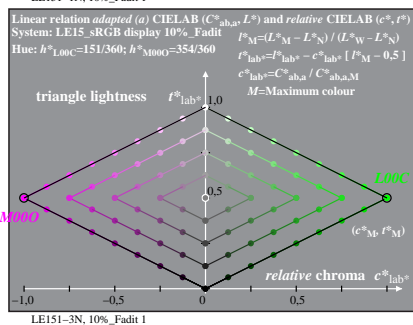

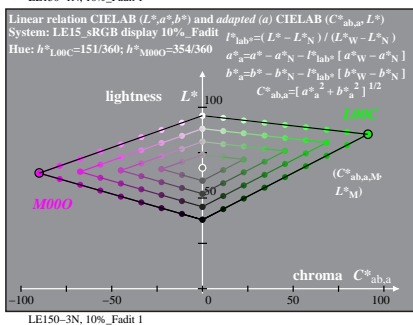
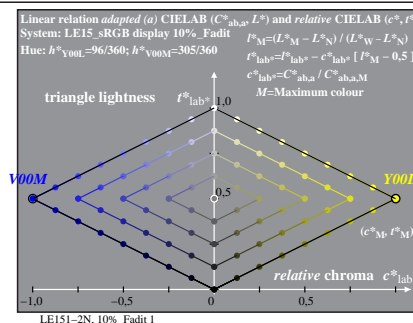
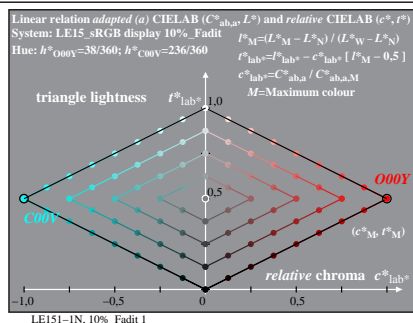
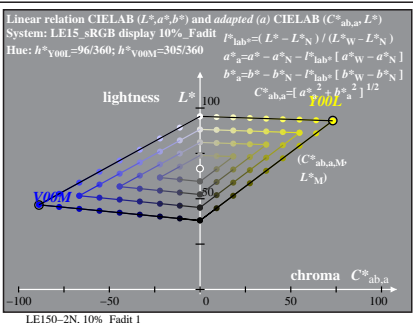
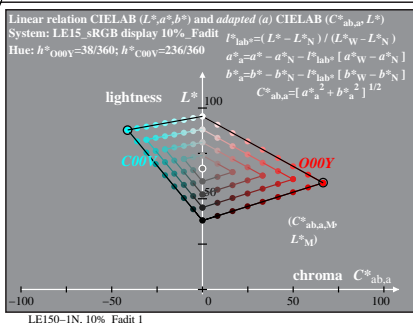
% LE15_sRGB display 10%_Fadin

TUB-test chart LE15; 1080 colours of sRGB display; $L_r=10\%$; Fadin input: *rgb setrgbcolor*
 LAB* data for input and intended output (Fadin, Fadit) and CIELAB diagrams output: no change

See original or copy: <http://web.me.com/klaus.richter/LE15/LE15L0NP.PDF> /PS
 Technical information: <http://www.ps.bam.de> or <http://130.149.60.45/~farbmetrik>

TUB registration: 20101101-LE15/LE15L0NP.PDF /PS
 application for measurement of printer or monitor systems

TUB material: code=rh4ta



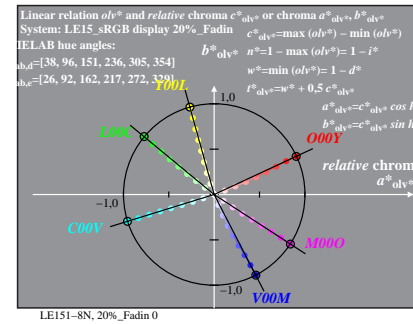
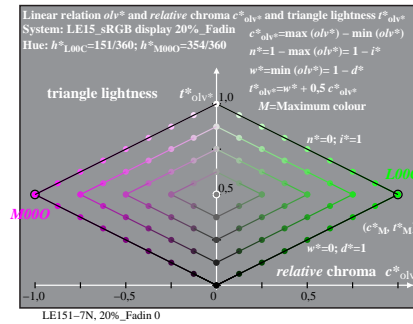
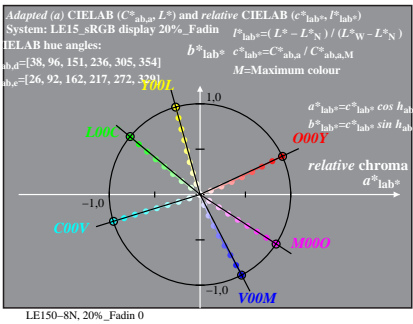
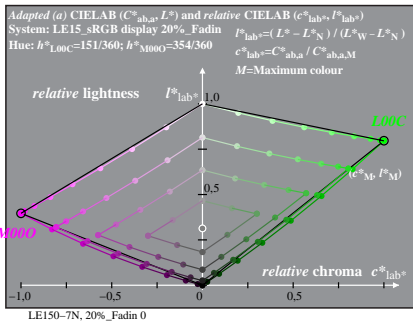
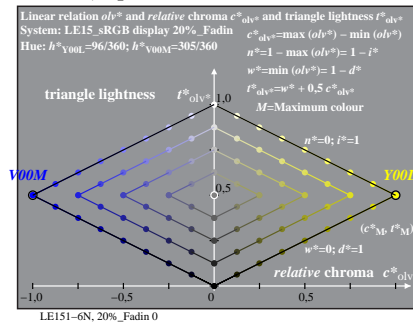
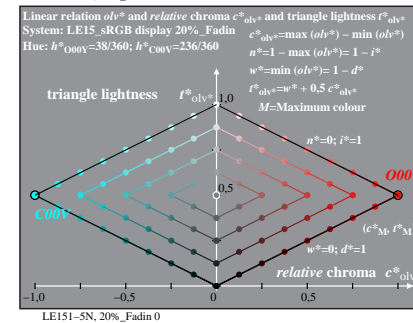
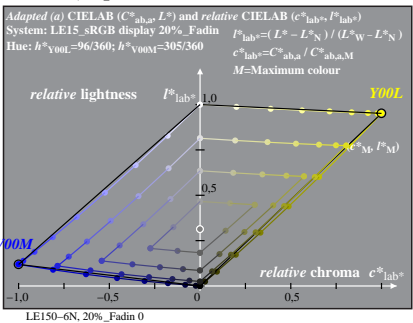
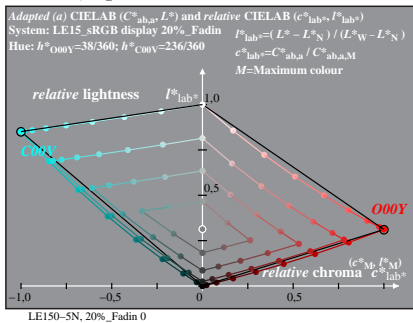
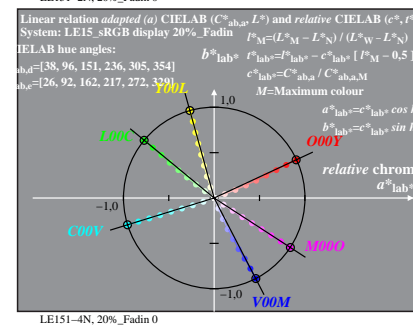
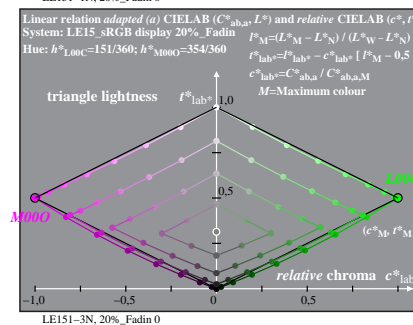
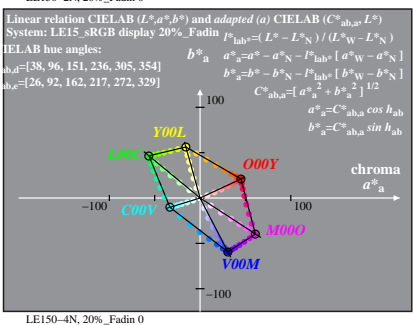
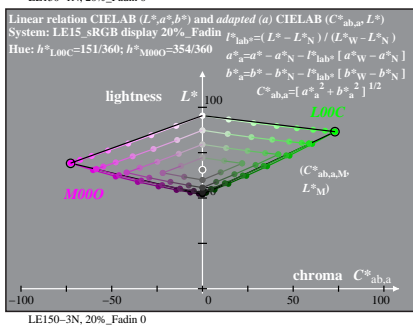
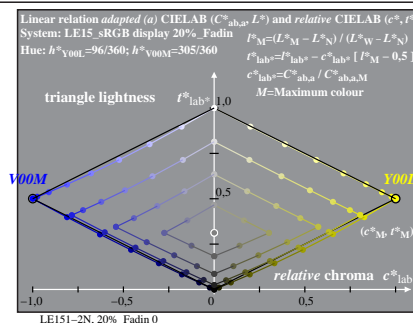
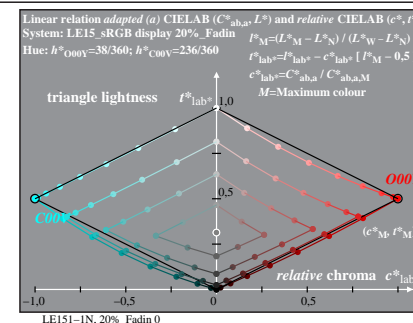
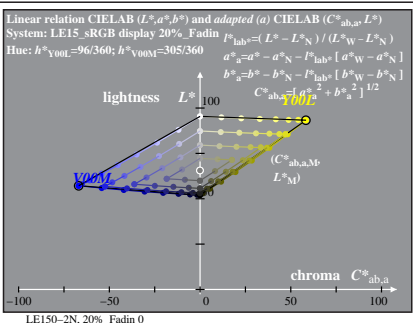
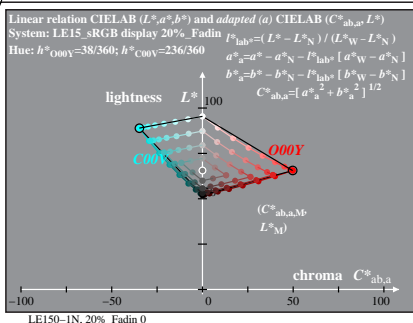
% LE15-7N, Test chart with 1080 standard colours; digital equidistant 9 step hue and achromatic scales;; luminance factor measured: Y_m and normalized: $Y_n = Y_w = 89$; for standard sRGB display, Page 36/48; display type: sRGB_IEC_61966_2_1

TUB-test chart LE15; 1080 colours of sRGB display; $L_r=10\%$; Fadit input: *rgb setrgbcolor*
 LAB* data for input and intended output (Fadin, Fadit) and CIELAB diagrams output: no change

See original or copy: <http://web.me.com/klaus.richter/LE15/LE15LONP.PDF> /PS
 Technical information: <http://www.ps.bam.de> or <http://130.149.60.45/~farbmetrik>

TUB registration: 20101101-LE15/LE15LONP.PDF /PS
 application for measurement of printer or monitor systems

TUB material: code=rh4ta



% LE15-7N, Test chart with 1080 standard colours; digital equidistant 9 step hue and achromatic scales;; luminance factor measured: Y_m and normalized: $Y_n = Y_w = 89$; for standard sRGB display, Page 39/48; display type: sRGB_IEC_61966_2_1

TUB-test chart LE15; 1080 colours of sRGB display; $L_r=20\%$; Fadin input: *rgb setrgbcolor*
 LAB* data for input and intended output (Fadin, Fadit) and CIELAB diagrams output: no change

See original or copy: <http://web.me.com/Klaus.Richter/LE15/LE15L0NP.PDF> /.PS
Technical information: <http://www.ps.bam.de> or <http://130.149.60.45/~farbmetrik>

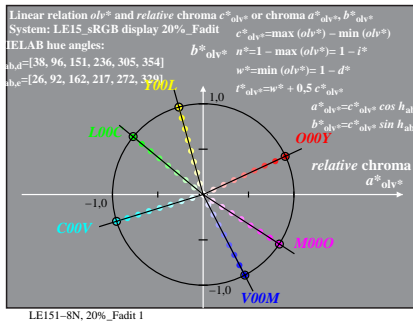
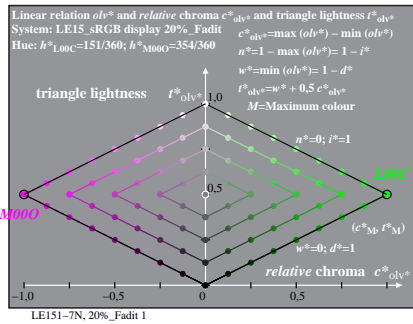
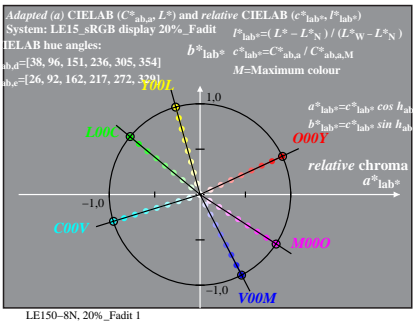
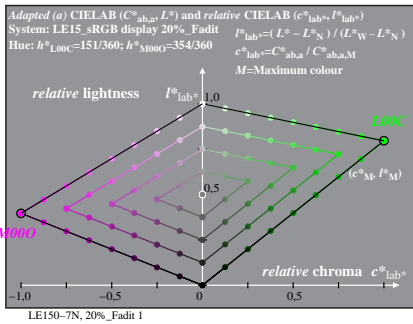
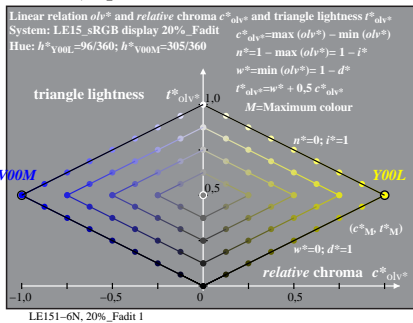
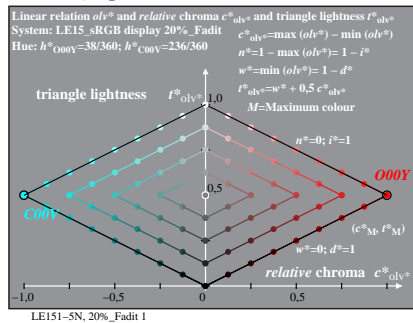
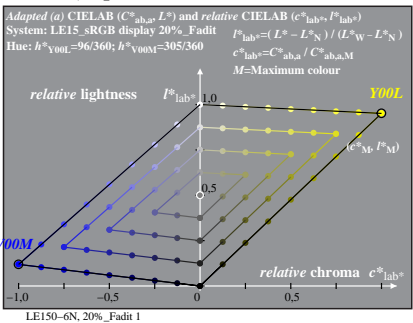
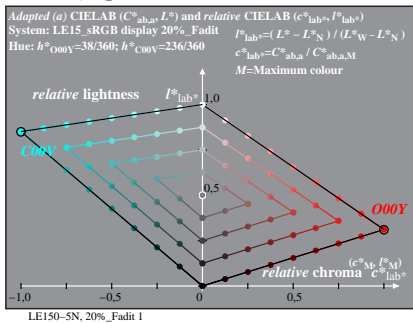

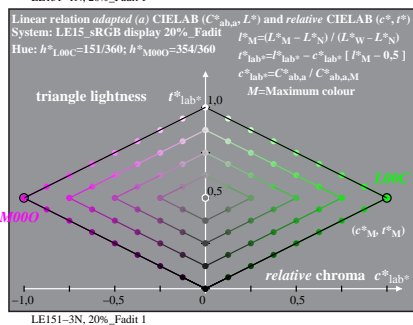

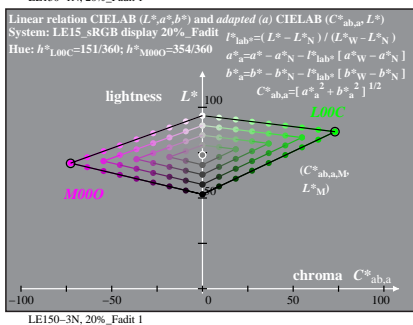
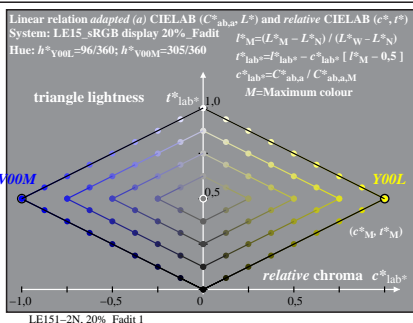
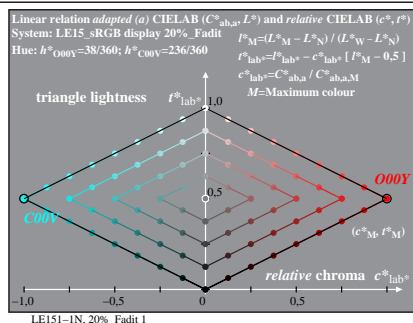
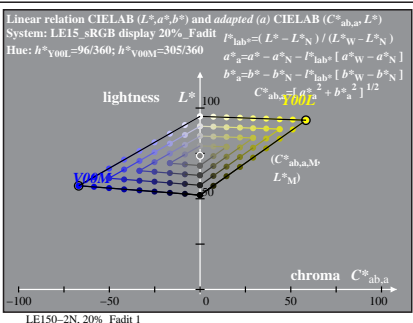
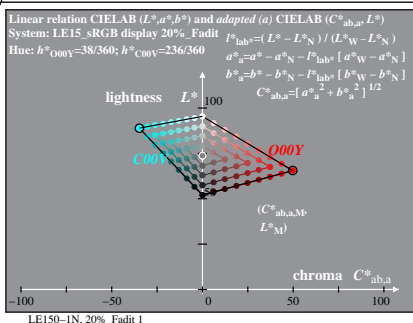
Table with columns for color ID, Lab values (L*, a*, b*), and device data (i, s, n, no). The table contains 1080 rows of data representing standard color patches.

% LE150-7N, Test chart with 1080 standard colours; digital equidistant 9 step hue and achromatic scales;; luminance factor measured: Ym and normalized: Ym = Yw = 89; for standard sRGB display, Page 41/48; display type: sRGB_IEC_61966_2_1

TUB registration: 20101101-LE15/LE15L0NP.PDF /.PS
application for measurement of printer or monitor systems
TUB material: code=rh4ta

See original or copy: <http://web.me.com/klaus.richter/LE15/LE15L0NP.PDF> /PS
 Technical information: <http://www.ps.bam.de> or <http://130.149.60.45/~farbmetrik>

TUB registration: 20101101-LE15/LE15L0NP.PDF /PS
 application for measurement of printer or monitor systems
 TUB material: code=rh4ta



% LE15-7N, Test chart with 1080 standard colours; digital equidistant 9 step hue and achromatic scales; luminance factor measured: Y_m and normalized: $Y_n = Y_w = 89$; for standard sRGB display, Page 42/48; display type: sRGB_IEC_61966_2_1

% LE15_sRGB display 20%_Fadit

TUB-test chart LE15; 1080 colours of sRGB display; $L_r=20\%$; Fadit
 LAB* data for input and intended output (Fadin, Fadit) and CIELAB diagrams output: no change
 input: `rgb setrgbcolor`

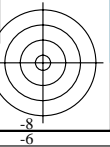
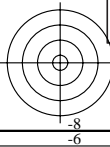
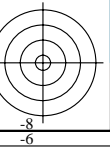
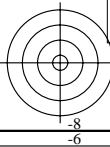


Table with columns for colorimetric data including %100L*a*,b*, Fadin, i s no., and various colorimetric values for 1080 standard colors. The table is organized in a grid-like format with multiple columns of data.

TUB-test chart LE15; 1080 colours of sRGB display; Lr=40%; Fadin input: rgb setrgbcolor
LAB* data for input and intended output (Fadin, Fadit) and CIELAB diagrams output: no change

See original or copy: http://web.me.com/klaus.richter/LE15/LE15L0NP.PDF /.PS
Technical information: http://www.ps.bam.de or http://130.149.60.45/~farbmetrik

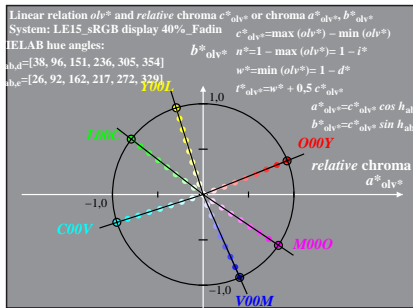
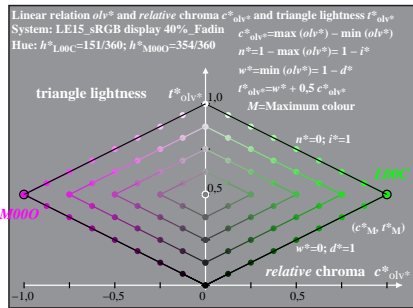
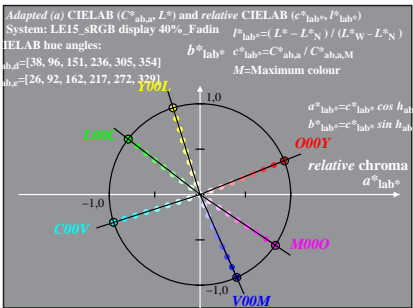
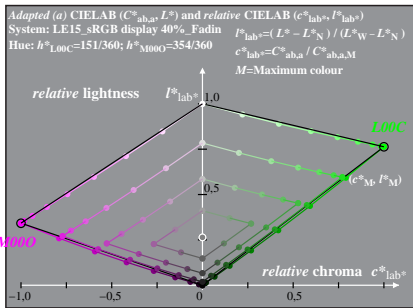
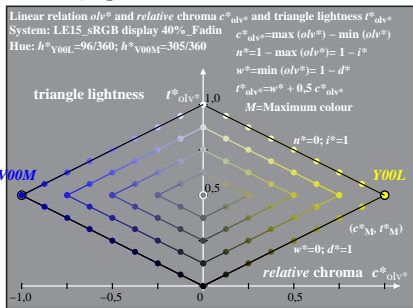
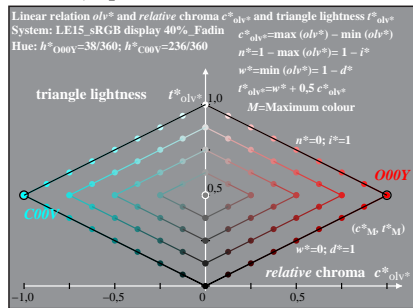
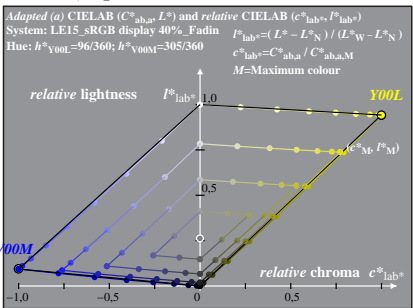
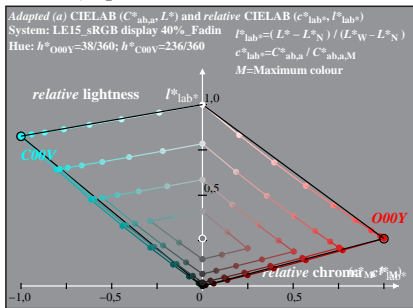
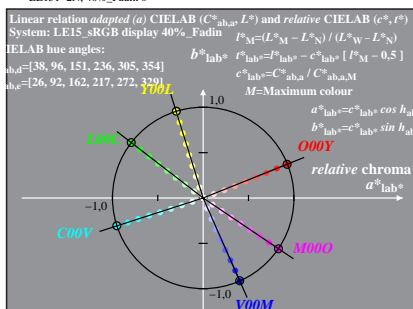
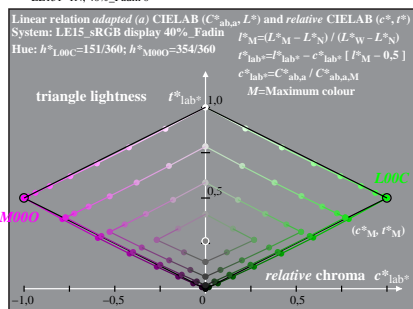
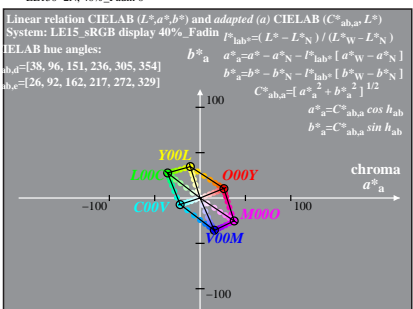
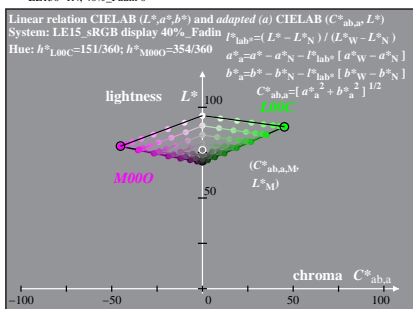
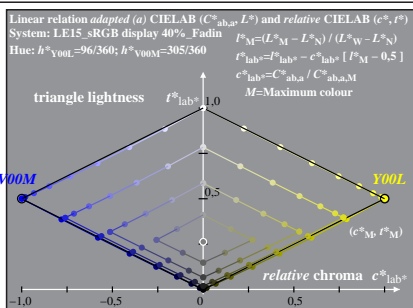
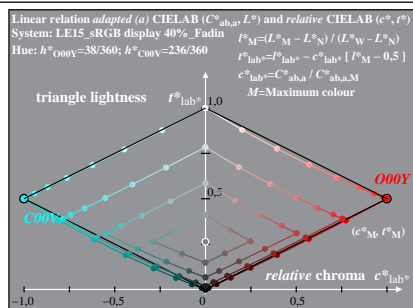
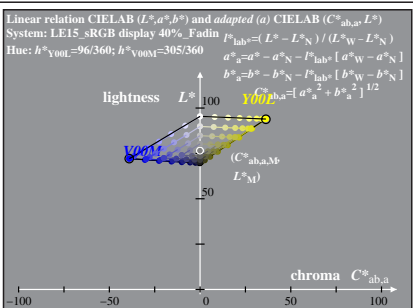
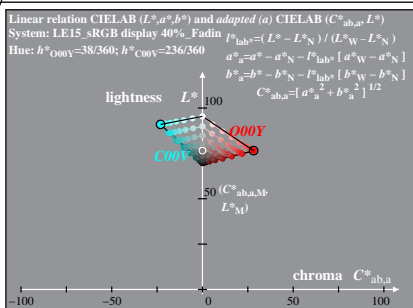
TUB registration: 20101101-LE15/LE15L0NP.PDF /.PS
application for measurement of printer or monitor systems
TUB material: code=rh4ta



See original or copy: <http://web.me.com/klaus.richter/LE15/LE15L0NP.PDF> /PS
 Technical information: <http://www.ps.bam.de> or <http://130.149.60.45/~farbmetrik>

TUB registration: 20101101-LE15/LE15L0NP.PDF /PS
 application for measurement of printer or monitor systems

TUB material: code=rh4ta



% LE15-7N, Test chart with 1080 standard colours; digital equidistant 9 step hue and achromatic scales;; luminance factor measured: Y_m and normalized: $Y_n = Y_w = 89$; for standard sRGB display, Page 45/48; display type: sRGB_IEC_61966_2_1

% LE15_sRGB display 40%_Fadin

TUB-test chart LE15; 1080 colours of sRGB display; $L_r=40\%$; Fadin
 input: *rgb setrgbcolor*
 LAB* data for input and intended output (Fadin, Fadit) and CIELAB diagrams output: no change

Table with columns for color patches (e.g., 007558, 002298, 000699) and their corresponding colorimetric data (L*, a*, b*, Fadin, i, s, no.). The table lists 1080 standard colors used for calibration and measurement.

% LE150-7N, Test chart with 1080 standard colours; digital equidistant 9 step hue and achromatic scales;; luminance factor measured: Ym and normalized: Ym = Yw = 89; for standard sRGB display, Page 47/48; display type: sRGB_IEC_61966_2_1 % LE15_sRGB display 40%_Fadin

TUB-test chart LE15; 1080 colours of sRGB display; Lr=40%; Fadin LAB* data for input and intended output (Fadin, Fadat) and CIELAB diagrams output: no change input: rgb setrgbcolor

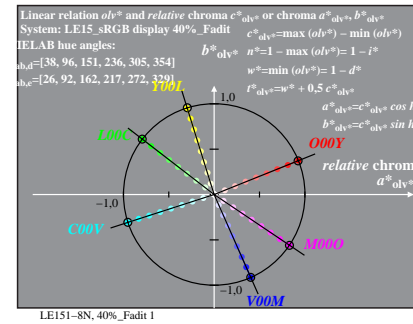
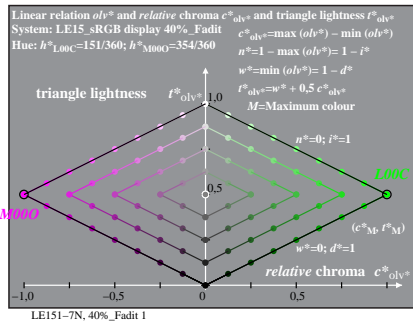
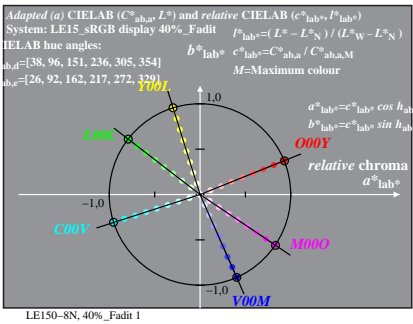
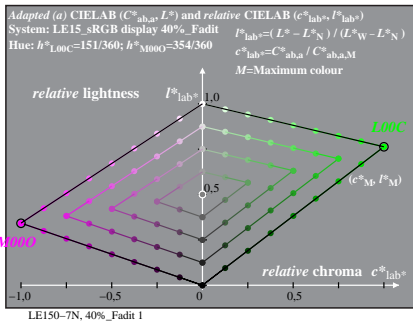
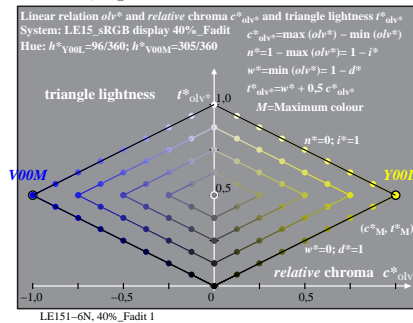
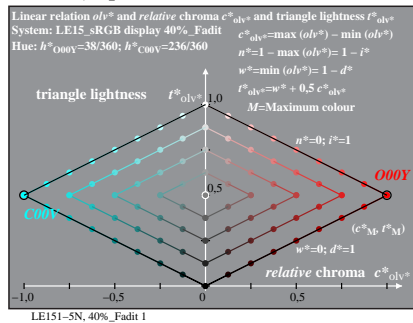
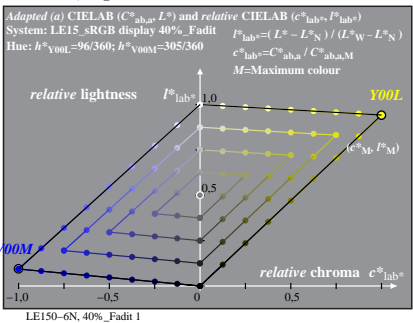
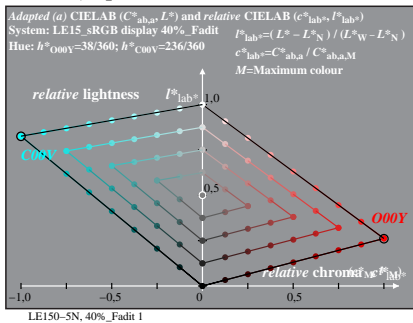
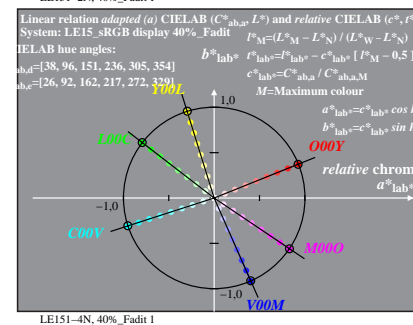
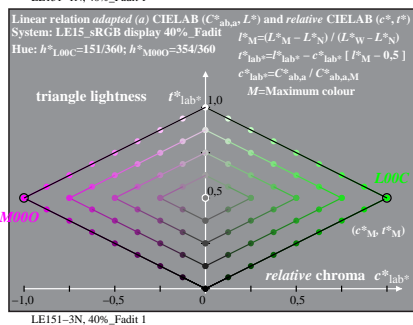
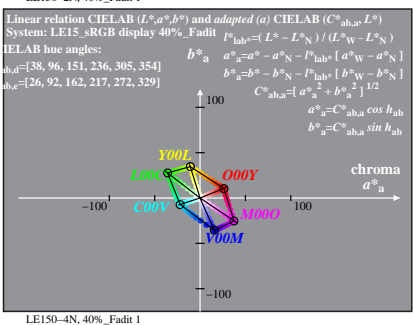
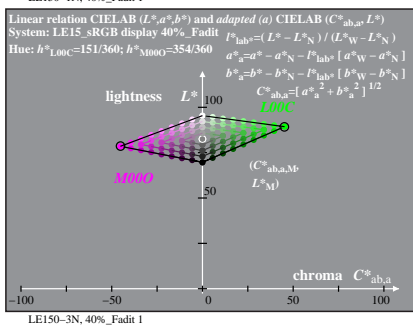
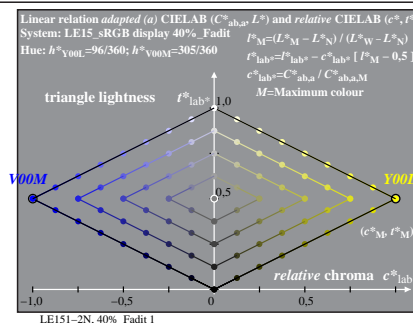
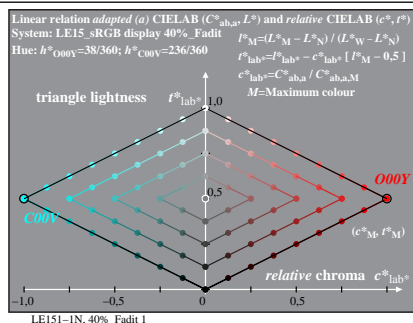
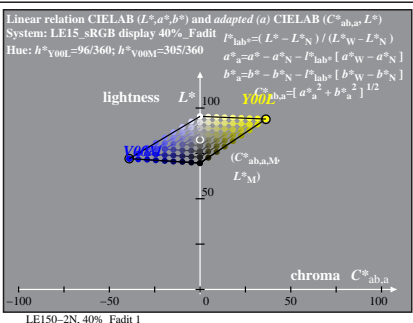
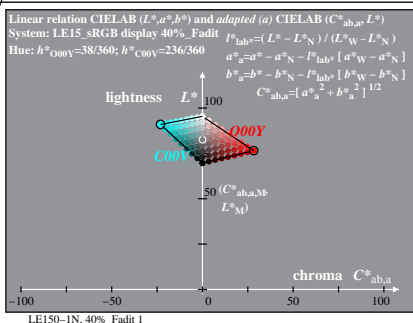
TUB registration: 20101101-LE15/LE15L0NP.PDF /.PS application for measurement of printer or monitor systems TUB material: code=rh4ta

See original or copy: http://web.me.com/Klaus.Richter/LE15/LE15L0NP.PDF /.PS Technical information: http://www.ps.bam.de or http://130.149.60.45/~farbmetrik

See original or copy: <http://web.me.com/klaus.richter/LE15/LE15L0NP.PDF> /PS
 Technical information: <http://www.ps.bam.de> or <http://130.149.60.45/~farbmetrik>

TUB registration: 20101101-LE15/LE15L0NP.PDF /PS
 application for measurement of printer or monitor systems

TUB material: code=rh4ta



% LE15-7N, Test chart with 1080 standard colours; digital equidistant 9 step hue and achromatic scales;; luminance factor measured: Y_m and normalized: $Y_n = Y_w = 89$; for standard sRGB display, Page 48/48; display type: sRGB_IEC_61966_2_1

TUB-test chart LE15; 1080 colours of sRGB display; $L_r=40\%$; Fadit
 LAB* data for input and intended output (Fadin, Fadit) and CIELAB diagrams output: no change

