

vea archivos semejantes: http://farbe.li.tu-berlin.de/MS59/MS59.HTM
http://130.149.60.45/~farbnetrik o http://farbe.li.tu-berlin.de

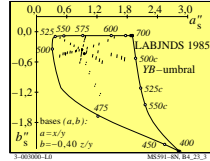
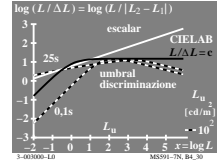
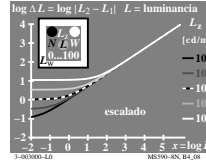
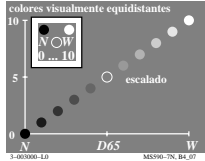
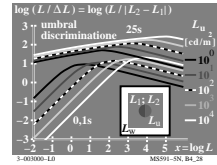
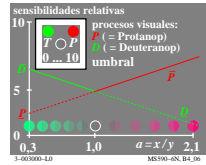
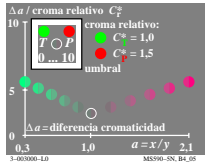
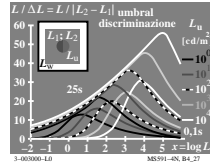
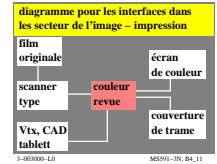
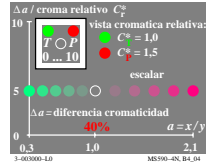
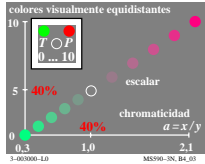
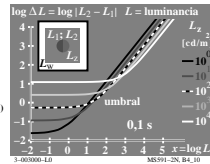
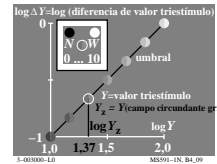
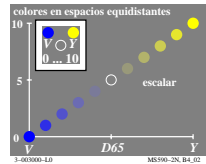
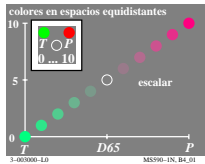


Gráfico TUB-MS59; la gráfica de Ordenador y colorimetry
Imagine la serie MS59, 3D=0, de=0

entrada: rgb/cmyk -> rgb/cmyk
salida: ningún cambio

TUB matricula: 20190801-MS59/MS59/OLN0.TXT / PS
aplicación para la medida de display output

TUB material: code=rhata