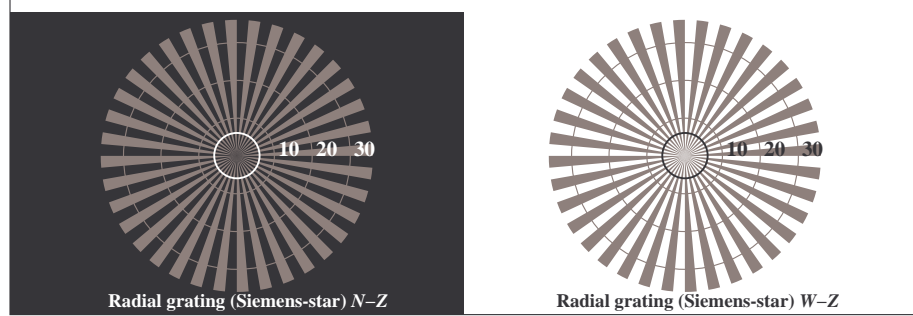
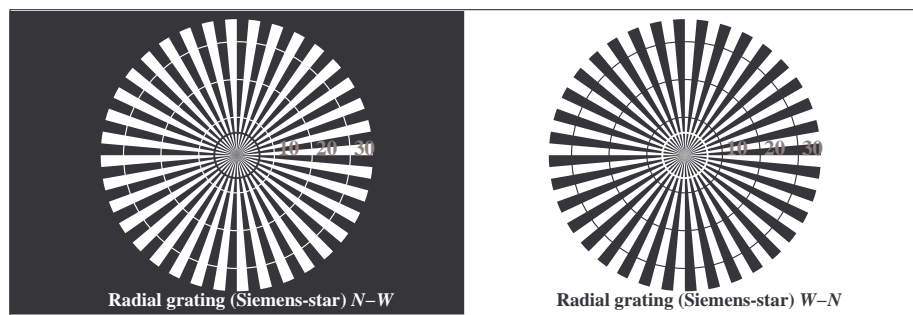
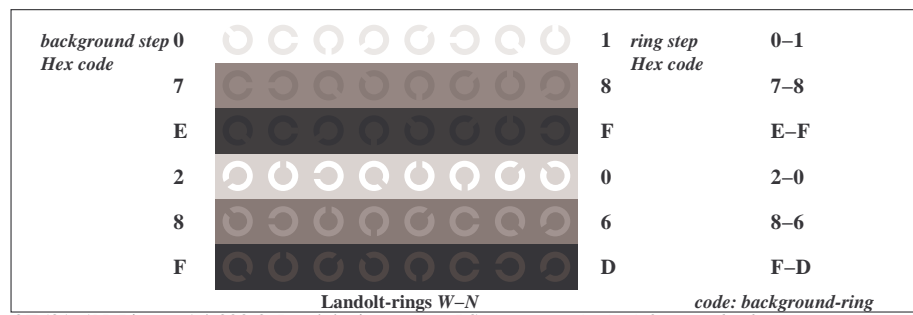


See similar ISO test charts: <http://www.ps.bam.de/24705TE>, <http://www.ps.bam.de/9241E>
 Technical information: <http://www.ps.bam.de/33872E> Version 2.1, io=1,1

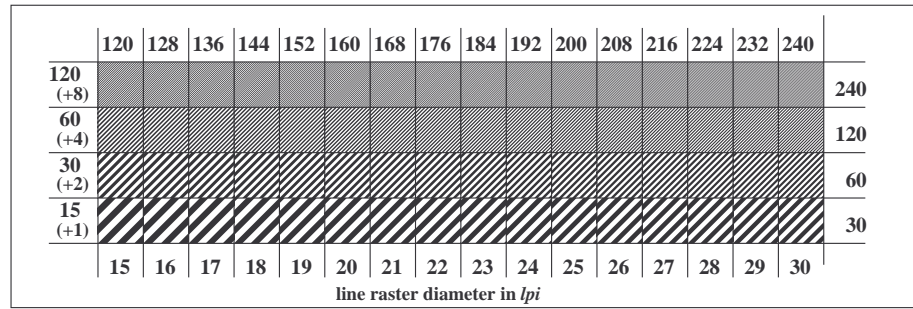
TUB registration: 20110801-OE52/OE52L0NA.TXT /PS
 application for output of displays: monitor systems or data projector systems
 TUB material: code=rh4ta



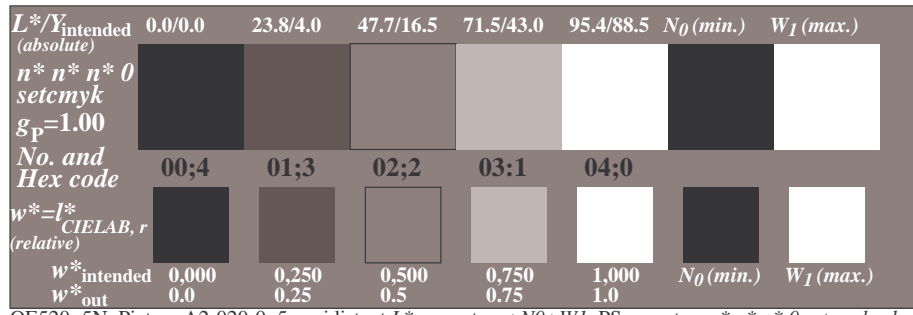
OE520-3N, Picture A1-020-0: Radial grating N-W, W-N, N-Z, W-Z; PS operator: $n^* n^* n^* 0$ setcmykcolor




OE521-1N, Picture A4-020-0: Landolt-rings W-N; PS operator: $n^* n^* n^* 0$ setcmykcolor



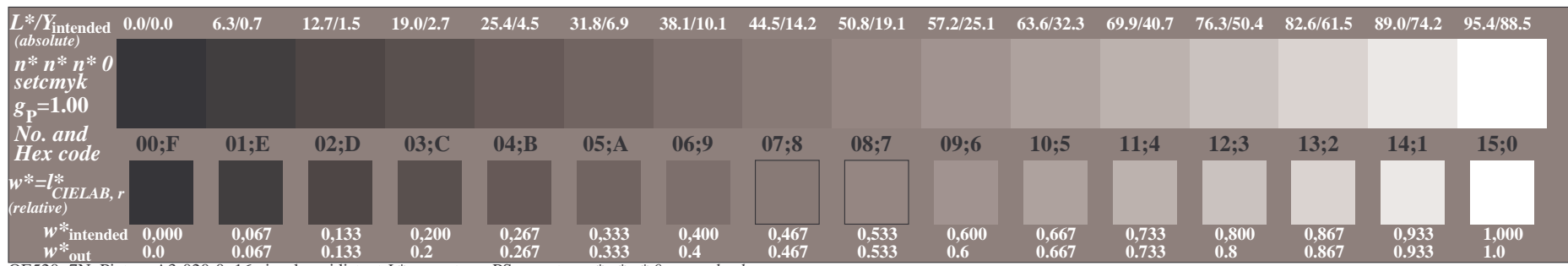
OE521-3N, Picture A5-020-0: Line raster under 45° (or 135°); PS operator: $n^* n^* n^* 0$ setcmykcolor



OE520-5N, Picture A2-020-0: 5 equidistant L^* -grey steps+ N_0 + W_1 ; PS operator: $n^* n^* n^* 0$ setcmykcolor



OE521-5N, Picture A6-020-0: Line raster under 90° (or 0°); PS operator: $n^* n^* n^* 0$ setcmykcolor



OE520-7N, Picture A3-020-0: 16 visual equidistant L^* -grey steps; PS operator: $n^* n^* n^* 0$ setcmykcolor

OE52: similar ME16 according to ISO 9241-306; DH
 Viewing Y contrast $Y_W:Y_N=88,9:0,31$; Y_N range 0,0 to <0,46

input: $cmy0$ ($->rgb^*_d$) setcmyk
 output 020-0: no change



Test for the best visual linearized output of Picture A7-020-0 Yes/No
Output test with the computer display () or the external display ()

Test of the radial grating according to picture A1-020-0
 N-W-radial grating: Is the resolution diameter < 6 mm? Yes/No
 Test with magnifying glass (e.g. 6x) resolution diameter mm

W-N-radial grating: Is the resolution diameter < 6 mm? Yes/No
 Test with magnifying glass (e.g. 6x) resolution diameter mm

N-Z-radial grating: Is the resolution diameter < 6 mm? Yes/No
 Test with magnifying glass (e.g. 6x) resolution diameter mm

W-Z-radial grating: Is the resolution diameter < 6 mm? Yes/No
 Test with magnifying glass (e.g. 6x) resolution diameter mm

Test of 5 visual equidistant L*-grey steps according to picture A2-020-0
 Are the 5 steps on the upper rows distinguishable? Yes/No
 If No: How many steps can be distinguished? of the given 5 steps: Steps

Test of 16 visual equidistant L*-grey steps according to picture A3-020-0
 Are the 16 steps on the upper rows distinguishable? Yes/No
 If No: How many steps can be distinguished? of the given 16 steps: Steps

Part 1 OE520-3N-020-1

Documentation of file format, hardware and software for this test:

PDF-File: <http://130.149.60.45/farbmetrik/OE52/OE52L0NP.PDF> Yes/No

PS-File: <http://130.149.60.45/farbmetrik/OE52/OE52L0NA.PS> or underline Yes/No

Used computer operating system:
 either one of Windows/Mac/Unix/other and version:.....

This evaluation is for the device output: monitor/data projector/printer
 Device model, driver and version:.....

Device output with PDF/PS-file: PDF/PS-file

For device output with PDF-file OE52L0NP.PDF:
 either PDF-file transfer "download, copy" to PDF device.....
 or with computer system interpretation by "Display-PDF":.....
 or with software e. g. Adobe-Reader/-Acrobat and version:.....
 or with software e. g. Ghostscript and version:.....

For device output with PS-file OE52L0NA.PS:
 either PS-file transfer "download, copy" to PS device.....
 or with computer system interpretation by "Display-PS":.....
 or with software e. g. Ghostscript and version:.....
 or with software e. g. Mac-Yap and version:.....

Special remarks:Special remarks, e. g. output of Landscape (L)

Part 3 OE520-7N-020-1

Test for the best visual linearized output of Picture A7-020-0 Yes/No
Output test with the computer display () or the external display ()

Test of the Landolt-rings N-W according to picture A4-020-0
 N-W-radial grating:
 Is the recognition frequency of the Landolt-rings > 50% (5 of 8 at least)?
 background - ring
 0 - 1 Yes/No
 7 - 8 Yes/No
 E - F Yes/No
 2 - 0 Yes/No
 8 - 6 Yes/No
 F - D Yes/No

Test of the radial grating under 45° according to picture A5-020-0
 Can equally spaced lines be seen?
 Visual testing: for radial diameter from 15 to 60 lpi Yes/No
 Test with a magnifying glass (e.g. 6x): - from 15 lpi: to lpi

Test of the radial grating under 90° according to picture A6-020-0
 Can equally spaced lines be seen?
 Visual testing: for radial diameter from 15 to 60 lpi Yes/No
 Test with a magnifying glass (e.g. 6x): - from 15 lpi: to lpi

Part 2 OE521-3N-020-1

Documentation of assessor colour vision properties for visual assessment
 The assessor has normal colour vision according to one test: Yes/No
 either according to DIN 6160:1996 with Anomaloskop of Nagel Yes/unknown
 or with test charts using colour points according to Ishihara Yes/unknown
 or tested with, please specify: Yes/unknown

For visual evaluation of the display (monitor, data projector) output
 Office workplace illumination is daylight (clouded/north sky) Yes/No
PDF file: <http://130.149.60.45/farbmetrik/OE52/OE52F1P2.PDF> Yes/No
PS file: <http://130.149.60.45/farbmetrik/OE52/OE52F1P2.PS> Yes/No
Picture A7-020-2: contrast range: (>F:0) (F:0) (E:0) (D:0) (C:0) (A:0) (9:0) (7:0) (5:0) (3:0) (<3:0)
 compare standard print output according to ISO/IEC 15775 with range F:0 range
 Remark: In daylighted offices the contrast range is in many cases:
 on display between: >F:0 and E:0 (monitor), D:0 and 3:0 (data projector)

Only for optional colorimetric specification with PDF/PS file output
PDF-File: <http://130.149.60.45/farbmetrik/OE52/OE52F1P2.PDF> Yes/No
PS-File: <http://130.149.60.45/farbmetrik/OE52/OE52F1P2.PS> Yes/No
picture A7-020-2 Yes/No
or underline Yes/No

colour measurement and specification for:
 CIE standard illuminant D65, 2 degree observer, CIE 45/0 geometry: Yes/No
 If No, please give other parameters:

Colorimetric specification with PS file for colours in the columns A to T
 Exchange of CIELAB data in file www.ps.bam.de/De17/10L/L17e00NP.PS and transfer
 of the PS-file L17e00NP.PS in PDF-file L17e00NP.PDF Yes/No
 If No, please describe other method:

Part 4 OE521-7N-020-1

See similar ISO test charts: <http://www.ps.bam.de/24705TE>, <http://www.ps.bam.de/9241E>
Technical information: <http://www.ps.bam.de/33872E> Version 2.1, io=1,1

TUB registration: 20110801-OE52/OE52L0NA.TXT /PS
application for output of displays: monitor systems or data projector systems
TUB material: code=rh4ta

See similar ISO test charts: <http://www.ps.bam.de/24705TE>; <http://www.ps.bam.de/9241E>
 Technical information: <http://www.ps.bam.de/33872E> Version 2.1, io=1,1

TUB registration: 20110801-OE52/OE52L0NA.TXT /.PS
 application for output of displays: monitor systems or data projector systems
 TUB material: code=rh4ta

i	LAB*ref	I*out	LAB*out	LAB*out/c-ref	ΔE^*
1	0.0	0.0	0.0	0.0	0.01
2	6.36	0.0	0.07	6.36	0.00
3	12.72	0.0	0.13	12.72	0.00
4	19.08	0.0	0.2	19.08	0.00
5	25.44	0.0	0.27	25.44	0.00
6	31.8	0.0	0.33	31.8	0.00
7	38.16	0.0	0.4	38.16	0.00
8	44.52	0.0	0.47	44.52	0.00
9	50.89	0.0	0.53	50.89	0.00
10	57.25	0.0	0.6	57.25	0.00
11	63.61	0.0	0.67	63.61	0.00
12	69.97	0.0	0.73	69.97	0.00
13	76.33	0.0	0.8	76.33	0.00
14	82.69	0.0	0.87	82.69	0.00
15	89.05	0.0	0.93	89.05	0.00
16	95.41	0.0	1.0	95.41	0.00
17	0.0	0.0	0.0	0.0	0.00
18	23.85	0.0	0.25	23.85	0.00
19	47.71	0.0	0.5	47.71	0.00
20	71.56	0.0	0.75	71.56	0.00
21	95.41	0.0	1.0	95.41	0.00

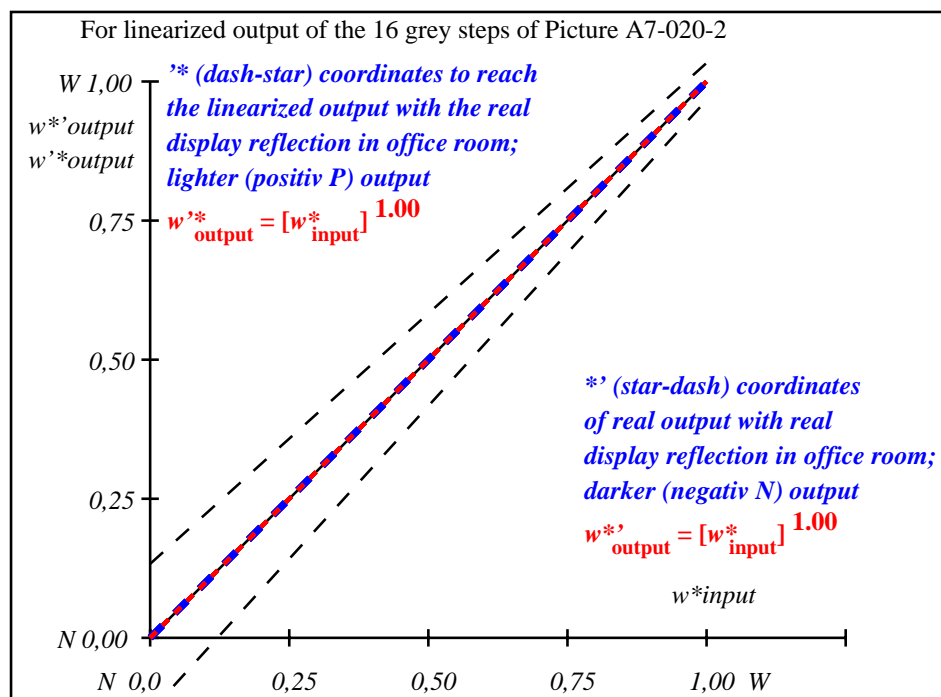
Start output S1
Specification according to ISO/IEC 15775 Annex G and DIN 33866-1 Annex G

Mean lightness difference (16 steps)
 $\Delta E^*_{CIELAB} = 0.0$

Mean lightness difference (5 steps)
 $\Delta L^*_{CIELAB} = 0.0$

Mean colour reproduction index: $R^*_{ab,m} = 100$

OE520-3N-020-2: File: Measure unknown; Device: Device unknown; Date: Date unknown



OE521-3N-020-2: File: Measure unknown; Device: Device unknown; Date: Date unknown

$L^*/Y_{intended}$ (absolute)	0.0/0.0	6.4/0.7	12.7/1.5	19.1/2.8	25.4/4.6	31.8/7.0	38.2/10.2	44.5/14.2	50.9/19.2	57.2/25.2	63.6/32.3	70.0/40.7	76.3/50.4	82.7/61.6	89.0/74.3	95.4/88.6
$n^* n^* n^* 0$ setcmyk																
gp=1.00																
No. and Hex code	00;F	01;E	02;D	03;C	04;B	05;A	06;9	07;8	08;7	09;6	10;5	11;4	12;3	13;2	14;1	15;0
$w^* = J^*_{CIELAB,r}$ (relative)																
$w^*_{intended}$	0,000	0,067	0,133	0,200	0,267	0,333	0,400	0,467	0,533	0,600	0,667	0,733	0,800	0,867	0,933	1,000
w^*_{out}	0.0	0.067	0.133	0.2	0.267	0.333	0.4	0.467	0.533	0.6	0.667	0.733	0.8	0.867	0.933	1.0

OE520-7N, Picture A7-020-2: 16 visual equidistant L^* -grey steps; PS operator: $n^* n^* n^* 0$ setcmykcolor

OE52: In-output relation according to ISO 9241-306; DH
 Viewing Y contrast $Y_W:Y_N=88,9:0,31$; Y_N range 0,0 to <0,46

input: cmy0 (->rgb*_d) setcmyk
 output 020-2: no change

