

See similar ISO test charts: <http://www.ps.bam.de/24705TE>, <http://www.ps.bam.de/9241E>
 Technical information: <http://www.ps.bam.de/33872E> Version 2.1, io=1,1, CIE LAB

TUB registration: 20110801-OE80/OE80L0NA.TXT /.PS
 application for output of displays: monitor systems or data projector systems
 TUB material: code=rhadata

i	LAB*ref	l*out	LAB*out	LAB*out/c-ref	ΔE^*
1	0.0	0.0	0.0	0.0	0.01
2	6.36	0.0	0.07	6.36	0.01
3	12.72	0.0	0.13	12.72	0.01
4	19.08	0.0	0.2	19.08	0.01
5	25.44	0.0	0.27	25.44	0.01
6	31.8	0.0	0.33	31.8	0.01
7	38.16	0.0	0.4	38.16	0.01
8	44.52	0.0	0.47	44.52	0.01
9	50.89	0.0	0.53	50.89	0.01
10	57.25	0.0	0.6	57.25	0.01
11	63.61	0.0	0.67	63.61	0.01
12	69.97	0.0	0.73	69.97	0.01
13	76.33	0.0	0.8	76.33	0.01
14	82.69	0.0	0.87	82.69	0.01
15	89.05	0.0	0.93	89.05	0.01
16	95.41	0.0	1.0	95.41	0.01
17	0.0	0.0	0.0	0.0	0.01
18	23.85	0.0	0.25	23.85	0.01
19	47.71	0.0	0.5	47.71	0.01
20	71.56	0.0	0.75	71.56	0.01
21	95.41	0.0	1.0	95.41	0.01

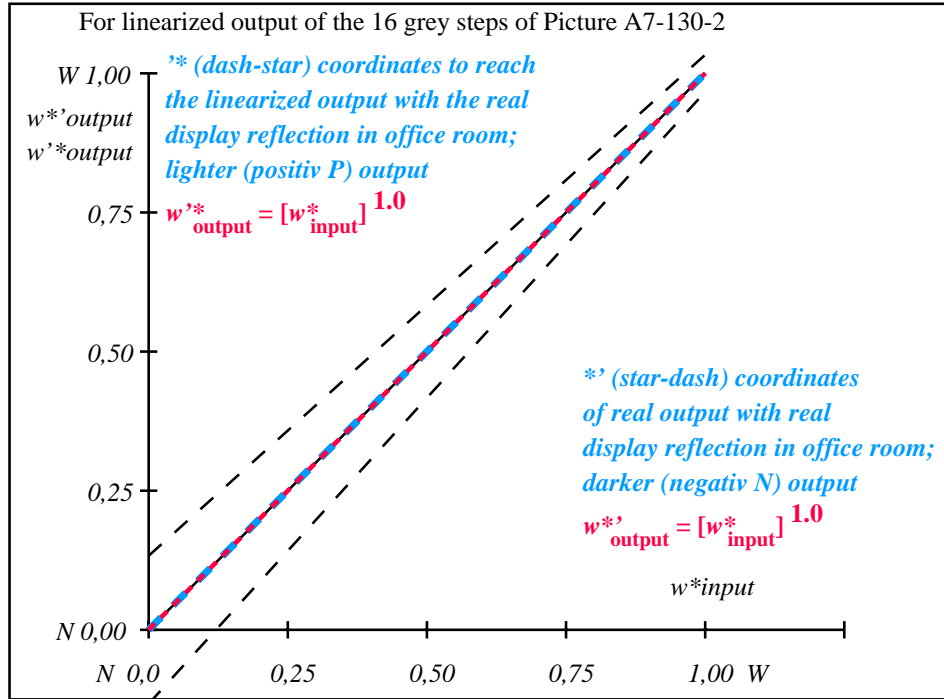
Start output S1
Specification according to ISO/IEC 15775 Annex G and DIN 33866-1 Annex G

Mean lightness difference (16 steps) $\Delta E^*_{CIE LAB} = 0.0$

Mean lightness difference (5 steps) $\Delta L^*_{CIE LAB} = 0.0$

Mean colour reproduction index: $R^*_{ab,m} = 100$

OE800-3N-130-2: File: Measure unknown; Device: Device unknown; Date: Date unknown



OE801-3N-130-2: File: Measure unknown; Device: Device unknown; Date: Date unknown

$L^*/Y_{intended}$ (absolute)	0.0/0.0	6.4/0.7	12.7/1.5	19.1/2.8	25.4/4.6	31.8/7.0	38.2/10.2	44.5/14.2	50.9/19.2	57.2/25.2	63.6/32.3	70.0/40.7	76.3/50.4	82.7/61.6	89.0/74.3	95.4/88.6
$w^* w^* w^*$ setrgb																
gp=1.0																
No. and Hex code	00;F	01;E	02;D	03;C	04;B	05;A	06;9	07;8	08;7	09;6	10;5	11;4	12;3	13;2	14;1	15;0
$w^* = l^*_{CIE LAB, r}$ (relative)																
$w^*_{intended}$	0,000	0,067	0,133	0,200	0,267	0,333	0,400	0,467	0,533	0,600	0,667	0,733	0,800	0,867	0,933	1,000
w^*_{out}	0.0	0.067	0.133	0.2	0.267	0.333	0.4	0.467	0.533	0.6	0.667	0.733	0.8	0.867	0.933	1.0

OE800-7N, Picture A7-130-2: 16 visual equidistant L^* -grey steps; PS operator: $w^* w^* w^*$ setrgbcolor

OE80: In-output relation according to ISO 9241-306; 1MR, DEH
 Viewing Y contrast $Y_W:Y_N=88,9:0,31$; Y_N range 0,0 to <0,46
 input: $rgb \rightarrow rgb^*_{de}$ setrgbcolor
 output 130-2: $gp=1.0$; $g_N=1.0$

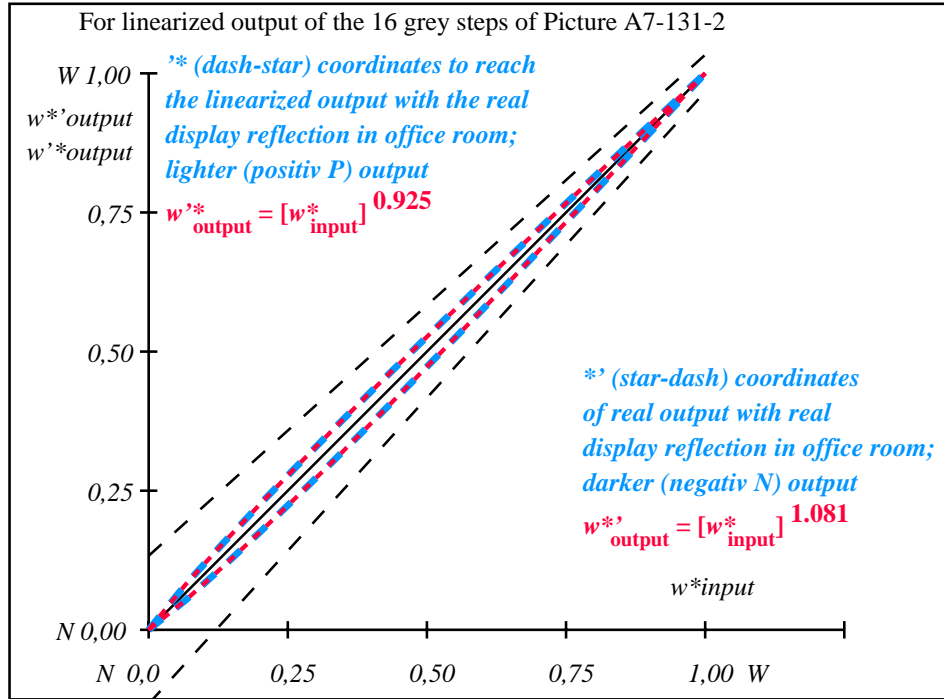
See similar ISO test charts: <http://www.ps.bam.de/24705TE>, <http://www.ps.bam.de/9241E>
 Technical information: <http://www.ps.bam.de/33872E> Version 2.1, io=1,1, CIE LAB

TUB registration: 20110801-OE80/OE80L0NA.TXT /.PS
 application for output of displays: monitor systems or data projector systems
 TUB material: code=rhadata

i	LAB*ref	l*out	LAB*out	LAB*out/c-ref	ΔE^*	Start output S1
1	5.69 0.0 0.0	0.0 0.0	5.69 0.0 0.0	0.0 0.0 0.0	0.01	Specification according to ISO/IEC 15775 Annex G and DIN 33866-1 Annex G
2	11.67 0.0 0.0	0.05 10.49 0.0 0.0	-1.17 0.0 0.0	1.18		
3	17.65 0.0 0.0	0.11 15.85 0.0 0.0	-1.79 0.0 0.0	1.8		
4	23.63 0.0 0.0	0.18 21.44 0.0 0.0	-2.19 0.0 0.0	2.2		
5	29.62 0.0 0.0	0.24 27.18 0.0 0.0	-2.42 0.0 0.0	2.43		
6	35.6 0.0 0.0	0.3 33.05 0.0 0.0	-2.54 0.0 0.0	2.55		
7	41.58 0.0 0.0	0.37 39.01 0.0 0.0	-2.56 0.0 0.0	2.57		
8	47.56 0.0 0.0	0.44 45.05 0.0 0.0	-2.5 0.0 0.0	2.51		
9	53.54 0.0 0.0	0.51 51.16 0.0 0.0	-2.37 0.0 0.0	2.38		
10	59.52 0.0 0.0	0.58 57.34 0.0 0.0	-2.17 0.0 0.0	2.18		
11	65.5 0.0 0.0	0.65 63.57 0.0 0.0	-1.92 0.0 0.0	1.93		
12	71.48 0.0 0.0	0.72 69.85 0.0 0.0	-1.62 0.0 0.0	1.63		
13	77.47 0.0 0.0	0.79 76.18 0.0 0.0	-1.28 0.0 0.0	1.29		
14	83.45 0.0 0.0	0.86 82.55 0.0 0.0	-0.89 0.0 0.0	0.9		
15	89.43 0.0 0.0	0.93 88.96 0.0 0.0	-0.46 0.0 0.0	0.47	Mean lightness difference (16 steps)	
16	95.41 0.0 0.0	1.0 95.41 0.0 0.0	0.0 0.0 0.0	0.01	$\Delta E^*_{CIE LAB} = 1.6$	
17	5.69 0.0 0.0	0.0 5.69 0.0 0.0	0.0 0.0 0.0	0.01		
18	28.12 0.0 0.0	0.22 25.74 0.0 0.0	-2.37 0.0 0.0	2.38		
19	50.55 0.0 0.0	0.47 48.1 0.0 0.0	-2.44 0.0 0.0	2.45		
20	72.98 0.0 0.0	0.73 71.43 0.0 0.0	-1.54 0.0 0.0	1.55	Mean lightness difference (5 steps)	
21	95.41 0.0 0.0	1.0 95.41 0.0 0.0	0.0 0.0 0.0	0.01	$\Delta L^*_{CIE LAB} = 1.3$	

Mean colour reproduction index: $R^*_{ab,m} = 93$

OE800-3N-131-2: File: Measure unknown; Device: Device unknown; Date: Date unknown



OE801-3N-131-2: File: Measure unknown; Device: Device unknown; Date: Date unknown

$L^*/Y_{intended}$ (absolute)	5.7/0.6	11.7/1.4	17.7/2.4	23.6/4.0	29.6/6.1	35.6/8.8	41.6/12.2	47.6/16.5	53.5/21.5	59.5/27.6	65.5/34.7	71.5/42.9	77.5/52.3	83.4/63.0	89.4/75.1	95.4/88.6
$w^* w^* w^*$ setrgb	[Color swatches]															
$g_N=1.08$	[Color swatches]															
No. and Hex code	00;F	01;E	02;D	03;C	04;B	05;A	06;9	07;8	08;7	09;6	10;5	11;4	12;3	13;2	14;1	15;0
$w^* = l^*_{CIE LAB, r}$ (relative)	[Color swatches]															
$w^*_{intended}$	0,000	0,067	0,133	0,200	0,267	0,333	0,400	0,467	0,533	0,600	0,667	0,733	0,800	0,867	0,933	1,000
w^*_{out}	0,0	0,054	0,113	0,176	0,24	0,305	0,371	0,439	0,506	0,576	0,645	0,715	0,786	0,857	0,928	1,0

OE800-7N, Picture A7-131-2: 16 visual equidistant L^* -grey steps; PS operator: $w^* w^* w^*$ setrgbcolor

OE80: In-output relation according to ISO 9241-306; 1MR, DEH
 Viewing Y contrast $Y_W:Y_N=88,9:0,62$; Y_N range 0,46 to <0,93
 input: $rgb (-> rgb^*_{de})$ setrgbcolor
 output 130-2: $g_P=1.0$; $g_N=1.08$

See similar ISO test charts: <http://www.ps.bam.de/24705TE>, <http://www.ps.bam.de/9241E>
 Technical information: <http://www.ps.bam.de/33872E> Version 2.1, io=1,1, CIE LAB

TUB registration: 20110801-OE80/OE80L0NA.TXT /.PS
 application for output of displays: monitor systems or data projector systems
 TUB material: code=rhadata

i	LAB*ref	l*out	LAB*out	LAB*out/c-ref	ΔE^*
1	10.99	0.0	0.0	10.99	0.0
2	16.62	0.0	0.04	14.48	0.0
3	22.25	0.0	0.09	18.88	0.0
4	27.88	0.0	0.15	23.7	0.0
5	33.5	0.0	0.21	28.82	0.0
6	39.13	0.0	0.27	34.17	0.0
7	44.76	0.0	0.34	39.72	0.0
8	50.39	0.0	0.41	45.43	0.0
9	56.02	0.0	0.48	51.29	0.0
10	61.64	0.0	0.55	57.28	0.0
11	67.27	0.0	0.62	63.38	0.0
12	72.9	0.0	0.69	69.6	0.0
13	78.53	0.0	0.77	75.92	0.0
14	84.15	0.0	0.85	82.33	0.0
15	89.78	0.0	0.92	88.83	0.0
16	95.41	0.0	1.0	95.41	0.0
17	10.99	0.0	0.0	10.99	0.0
18	32.1	0.0	0.2	27.52	0.0
19	53.2	0.0	0.44	48.34	0.0
20	74.31	0.0	0.71	71.17	0.0
21	95.41	0.0	1.0	95.41	0.0

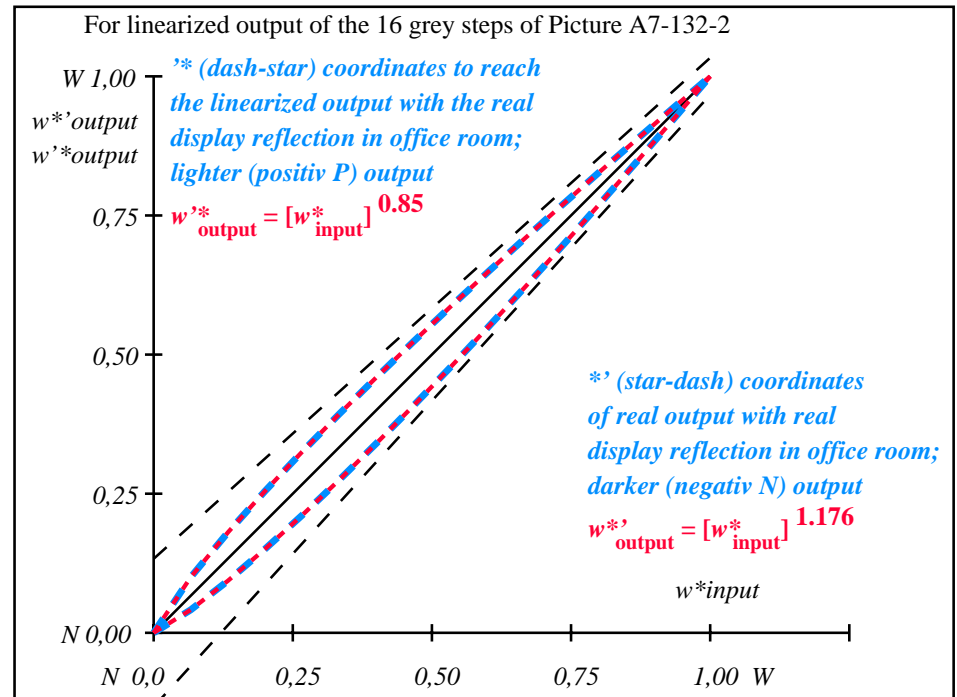
Start output S1
Specification according to ISO/IEC 15775 Annex G and DIN 33866-1 Annex G

Mean lightness difference (16 steps) $\Delta E^*_{CIELAB} = 3.2$

Mean lightness difference (5 steps) $\Delta L^*_{CIELAB} = 2.5$

Mean colour reproduction index: $R^*_{ab,m} = 86$

OE800-3N-132-2: File: Measure unknown; Device: Device unknown; Date: Date unknown



OE801-3N-132-2: File: Measure unknown; Device: Device unknown; Date: Date unknown

$L^*/Y_{intended}$ (absolute)	11.0/1.3	16.6/2.2	22.2/3.6	27.9/5.4	33.5/7.8	39.1/10.7	44.8/14.4	50.4/18.7	56.0/23.9	61.6/30.0	67.3/37.0	72.9/45.0	78.5/54.1	84.2/64.4	89.8/75.8	95.4/88.6
$w^* w^* w^*$ setrgb																
$g_N = 1.18$																
No. and Hex code	00;F	01;E	02;D	03;C	04;B	05;A	06;9	07;8	08;7	09;6	10;5	11;4	12;3	13;2	14;1	15;0
$w^* = l^*_{CIELAB, r}$ (relative)																
$w^*_{intended}$	0,000	0,067	0,133	0,200	0,267	0,333	0,400	0,467	0,533	0,600	0,667	0,733	0,800	0,867	0,933	1,000
w^*_{out}	0,0	0,042	0,093	0,151	0,211	0,274	0,34	0,408	0,477	0,548	0,621	0,694	0,769	0,845	0,922	1,0

OE800-7N, Picture A7-132-2: 16 visual equidistant L^* -grey steps; PS operator: $w^* w^* w^*$ setrgbcolor

OE80: In-output relation according to ISO 9241-306; 1MR, DEH
 Viewing Y contrast $Y_W:Y_N = 88,9:1,25$; Y_N range 0,93 to <1,87

input: $rgb \rightarrow rgb^*_{de}$ setrgbcolor
 output 130-2: $g_P = 1.0$; $g_N = 1.17$

See similar ISO test charts: <http://www.ps.bam.de/24705TE>, <http://www.ps.bam.de/9241E>
 Technical information: <http://www.ps.bam.de/33872E> Version 2.1, io=1,1, CIE LAB

TUB registration: 20110801-OE80/OE80L0NA.TXT /.PS
 application for output of displays: monitor systems or data projector systems
 TUB material: code=rhadata

i	LAB*ref	l*out	LAB*out	LAB*out/c-ref	ΔE^*
1	18.01 0.0 0.0	0.0 18.01 0.0 0.0	0.0 0.0 0.0	0.01	
2	23.17 0.0 0.0	0.03 20.36 0.0 0.0	-2.8 0.0 0.0	2.81	
3	28.33 0.0 0.0	0.07 23.76 0.0 0.0	-4.56 0.0 0.0	4.57	
4	33.49 0.0 0.0	0.13 27.71 0.0 0.0	-5.77 0.0 0.0	5.78	
5	38.65 0.0 0.0	0.18 32.07 0.0 0.0	-6.57 0.0 0.0	6.58	
6	43.81 0.0 0.0	0.24 36.76 0.0 0.0	-7.04 0.0 0.0	7.05	
7	48.97 0.0 0.0	0.31 41.74 0.0 0.0	-7.22 0.0 0.0	7.23	
8	54.13 0.0 0.0	0.37 46.96 0.0 0.0	-7.16 0.0 0.0	7.17	
9	59.29 0.0 0.0	0.44 52.4 0.0 0.0	-6.88 0.0 0.0	6.89	
10	64.45 0.0 0.0	0.52 58.05 0.0 0.0	-6.39 0.0 0.0	6.4	
11	69.61 0.0 0.0	0.59 63.88 0.0 0.0	-5.72 0.0 0.0	5.73	
12	74.77 0.0 0.0	0.67 69.88 0.0 0.0	-4.88 0.0 0.0	4.89	
13	79.93 0.0 0.0	0.75 76.05 0.0 0.0	-3.87 0.0 0.0	3.88	
14	85.09 0.0 0.0	0.83 82.36 0.0 0.0	-2.72 0.0 0.0	2.73	
15	90.25 0.0 0.0	0.91 88.82 0.0 0.0	-1.42 0.0 0.0	1.43	
16	95.41 0.0 0.0	1.0 95.41 0.0 0.0	0.0 0.0 0.0	0.01	
17	18.01 0.0 0.0	0.0 18.01 0.0 0.0	0.0 0.0 0.0	0.01	
18	37.36 0.0 0.0	0.17 30.95 0.0 0.0	-6.4 0.0 0.0	6.41	
19	56.71 0.0 0.0	0.41 49.66 0.0 0.0	-7.04 0.0 0.0	7.05	
20	76.06 0.0 0.0	0.69 71.41 0.0 0.0	-4.64 0.0 0.0	4.65	
21	95.41 0.0 0.0	1.0 95.41 0.0 0.0	0.0 0.0 0.0	0.01	

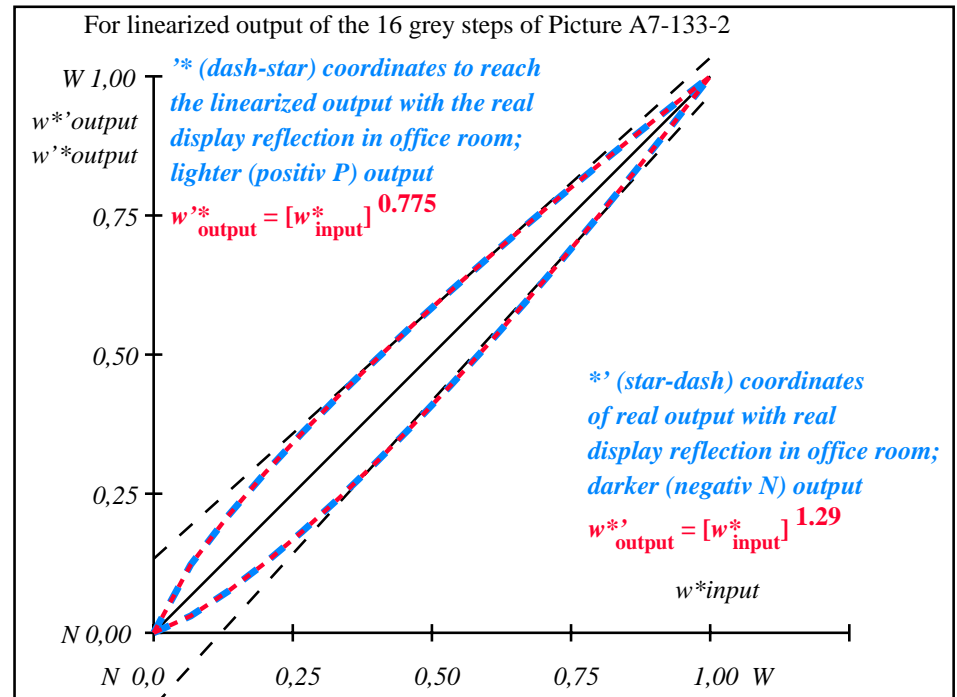
Start output S1
Specification according to ISO/IEC 15775 Annex G and DIN 33866-1 Annex G

Mean lightness difference (16 steps) $\Delta E^*_{CIE LAB} = 4.6$

Mean lightness difference (5 steps) $\Delta L^*_{CIE LAB} = 3.6$

Mean colour reproduction index: $R^*_{ab,m} = 80$

OE800-3N-133-2: File: Measure unknown; Device: Device unknown; Date: Date unknown



OE801-3N-133-2: File: Measure unknown; Device: Device unknown; Date: Date unknown

$L^*/Y_{intended}$ (absolute)	18.0/2.5	23.2/3.8	28.3/5.6	33.5/7.8	38.6/10.5	43.8/13.7	49.0/17.6	54.1/22.1	59.3/27.3	64.4/33.4	69.6/40.2	74.8/47.9	79.9/56.6	85.1/66.2	90.2/76.8	95.4/88.6
$w^* w^* w^*$ setrgb	00;F	01;E	02;D	03;C	04;B	05;A	06;9	07;8	08;7	09;6	10;5	11;4	12;3	13;2	14;1	15;0
$w^* = l^*_{CIE LAB, r}$ (relative)	0,000	0,067	0,133	0,200	0,267	0,333	0,400	0,467	0,533	0,600	0,667	0,733	0,800	0,867	0,933	1,000
$w^*_{intended}$	0,0	0,031	0,074	0,125	0,182	0,242	0,307	0,374	0,444	0,517	0,593	0,67	0,75	0,832	0,914	1,0

OE800-7N, Picture A7-133-2: 16 visual equidistant L^* -grey steps; PS operator: $w^* w^* w^*$ setrgbcolor

OE80: In-output relation according to ISO 9241-306; 1MR, DEH
 Viewing Y contrast $Y_W:Y_N=88,9:2,5$; Y_N range 1,87 to <3,75

input: $rgb (-> rgb^*_{de})$ setrgbcolor
 output 130-2: $g_P=1.0$; $g_N=1.29$

See similar ISO test charts: <http://www.ps.bam.de/24705TE>, <http://www.ps.bam.de/9241E>
 Technical information: <http://www.ps.bam.de/33872E> Version 2.1, io=1,1, CIE LAB

TUB registration: 20110801-OE80/OE80L0NA.TXT /.PS
 application for output of displays: monitor systems or data projector systems
 TUB material: code=rhadata

i	LAB*ref	l*out	LAB*out	LAB*out/c-ref	ΔE^*
1	26.85 0.0 0.0	0.0 26.85 0.0	0.0 0.0 0.0	0.01	
2	31.42 0.0 0.0	0.02 28.28 0.0	0.0 -3.13 0.0	3.14	
3	35.99 0.0 0.0	0.06 30.7 0.0	0.0 -5.28 0.0	5.29	
4	40.56 0.0 0.0	0.1 33.73 0.0	0.0 -6.82 0.0	6.83	
5	45.13 0.0 0.0	0.15 37.22 0.0	0.0 -7.9 0.0	7.91	
6	49.7 0.0 0.0	0.21 41.12 0.0	0.0 -8.57 0.0	8.58	
7	54.27 0.0 0.0	0.27 45.37 0.0	0.0 -8.9 0.0	8.91	
8	58.84 0.0 0.0	0.34 49.93 0.0	0.0 -8.91 0.0	8.92	
9	63.41 0.0 0.0	0.41 54.78 0.0	0.0 -8.63 0.0	8.64	
10	67.99 0.0 0.0	0.48 59.9 0.0	0.0 -8.08 0.0	8.09	
11	72.56 0.0 0.0	0.56 65.27 0.0	0.0 -7.28 0.0	7.29	
12	77.13 0.0 0.0	0.64 70.87 0.0	0.0 -6.25 0.0	6.26	
13	81.7 0.0 0.0	0.73 76.7 0.0	0.0 -4.99 0.0	5.0	
14	86.27 0.0 0.0	0.82 82.73 0.0	0.0 -3.52 0.0	3.53	
15	90.84 0.0 0.0	0.91 88.97 0.0	0.0 -1.85 0.0	1.86	
16	95.41 0.0 0.0	1.0 95.41 0.0	0.0 0.0 0.0	0.01	
17	26.85 0.0 0.0	0.0 26.85 0.0	0.0 0.0 0.0	0.01	
18	43.99 0.0 0.0	0.14 36.31 0.0	0.0 -7.67 0.0	7.68	
19	61.13 0.0 0.0	0.37 52.32 0.0	0.0 -8.8 0.0	8.81	
20	78.27 0.0 0.0	0.66 72.31 0.0	0.0 -5.95 0.0	5.96	
21	95.41 0.0 0.0	1.0 95.41 0.0	0.0 0.0 0.0	0.01	

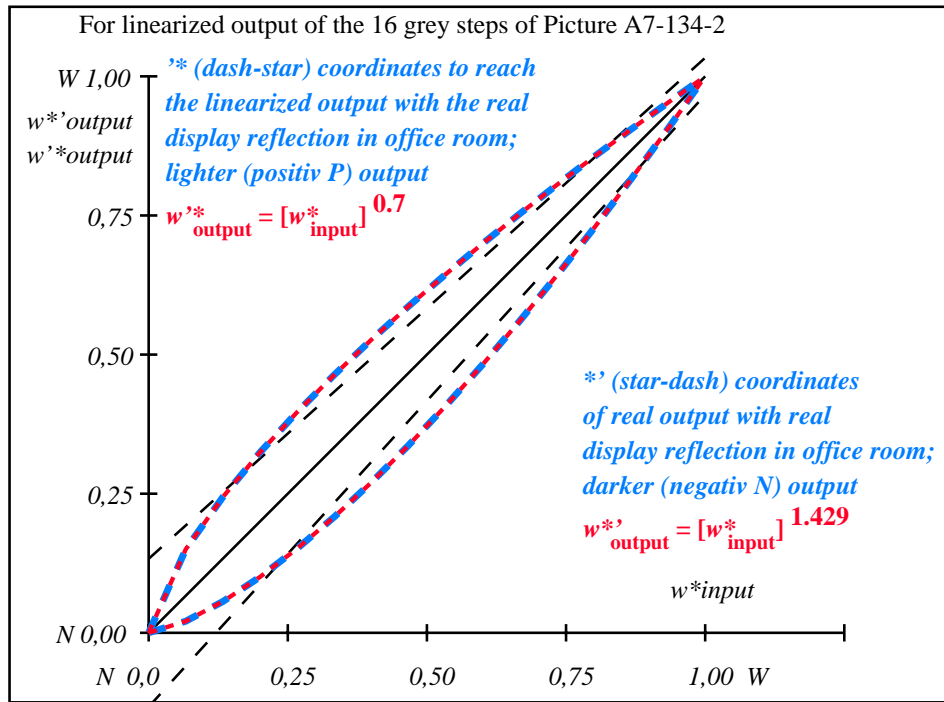
Start output S1
Specification according to ISO/IEC 15775 Annex G and DIN 33866-1 Annex G

Mean lightness difference (16 steps) $\Delta E^*_{CIE LAB} = 5.6$

Mean lightness difference (5 steps) $\Delta L^*_{CIE LAB} = 4.5$

Mean colour reproduction index: $R^*_{ab,m} = 75$

OE800-3N-134-2: File: Measure unknown; Device: Device unknown; Date: Date unknown



OE801-3N-134-2: File: Measure unknown; Device: Device unknown; Date: Date unknown

$L^*/Y_{intended}$ (absolute)	26.8/5.0	31.4/6.8	36.0/9.0	40.6/11.6	45.1/14.6	49.7/18.2	54.3/22.2	58.8/26.9	63.4/32.1	68.0/38.0	72.6/44.5	77.1/51.7	81.7/59.7	86.3/68.5	90.8/78.1	95.4/88.6
$w^* w^* w^*$ setrgb																
$g_N=1.43$																
No. and Hex code	00;F	01;E	02;D	03;C	04;B	05;A	06;9	07;8	08;7	09;6	10;5	11;4	12;3	13;2	14;1	15;0
$w^* = l^*_{CIE LAB, r}$ (relative)																
$w^*_{intended}$	0,000	0,067	0,133	0,200	0,267	0,333	0,400	0,467	0,533	0,600	0,667	0,733	0,800	0,867	0,933	1,000
w^*_{out}	0,0	0,021	0,056	0,1	0,152	0,208	0,27	0,337	0,407	0,482	0,561	0,642	0,727	0,816	0,906	1,0

OE800-7N, Picture A7-134-2: 16 visual equidistant L^* -grey steps; PS operator: $w^* w^* w^*$ setrgbcolor

OE80: In-output relation according to ISO 9241-306; 1MR, DEH
 Viewing Y contrast $Y_W:Y_N=88,9:5$; Y_N range 3,75 to <7,5
 input: $rgb (-> rgb^*_{de})$ setrgbcolor
 output 130-2: $g_P=1.0$; $g_N=1.42$

See similar ISO test charts: <http://www.ps.bam.de/24705TE>, <http://www.ps.bam.de/9241E>
 Technical information: <http://www.ps.bam.de/33872E> Version 2.1, io=1,1, CIE LAB

TUB registration: 20110801-OE80/OE80L0NA.TXT /.PS
 application for output of displays: monitor systems or data projector systems
 TUB material: code=rhadata

i	LAB*ref	l*out	LAB*out	LAB*out/c-ref	ΔE^*					
1	37.99	0.0	0.0	37.99	0.0	0.0	0.0	0.0	0.01	
2	41.81	0.0	0.0	01	38.74	0.0	0.0	-3.06	0.0	3.07
3	45.64	0.0	0.0	04	40.27	0.0	0.0	-5.36	0.0	5.37
4	49.47	0.0	0.0	08	42.36	0.0	0.0	-7.1	0.0	7.11
5	53.3	0.0	0.0	12	44.91	0.0	0.0	-8.37	0.0	8.38
6	57.13	0.0	0.0	17	47.89	0.0	0.0	-9.23	0.0	9.24
7	60.96	0.0	0.0	23	51.24	0.0	0.0	-9.7	0.0	9.71
8	64.78	0.0	0.0	3	54.95	0.0	0.0	-9.82	0.0	9.83
9	68.61	0.0	0.0	37	58.99	0.0	0.0	-9.61	0.0	9.62
10	72.44	0.0	0.0	44	63.34	0.0	0.0	-9.09	0.0	9.1
11	76.27	0.0	0.0	52	68.0	0.0	0.0	-8.26	0.0	8.27
12	80.1	0.0	0.0	61	72.95	0.0	0.0	-7.14	0.0	7.15
13	83.93	0.0	0.0	7	78.17	0.0	0.0	-5.75	0.0	5.76
14	87.75	0.0	0.0	8	83.66	0.0	0.0	-4.08	0.0	4.09
15	91.58	0.0	0.0	9	89.41	0.0	0.0	-2.16	0.0	2.17
16	95.41	0.0	0.0	1.0	95.41	0.0	0.0	0.0	0.0	0.01
17	37.99	0.0	0.0	37.99	0.0	0.0	0.0	0.0	0.0	0.01
18	52.34	0.0	0.0	11	44.23	0.0	0.0	-8.1	0.0	8.11
19	66.7	0.0	0.0	33	56.93	0.0	0.0	-9.76	0.0	9.77
20	81.05	0.0	0.0	63	74.23	0.0	0.0	-6.82	0.0	6.83
21	95.41	0.0	0.0	1.0	95.41	0.0	0.0	0.0	0.0	0.01

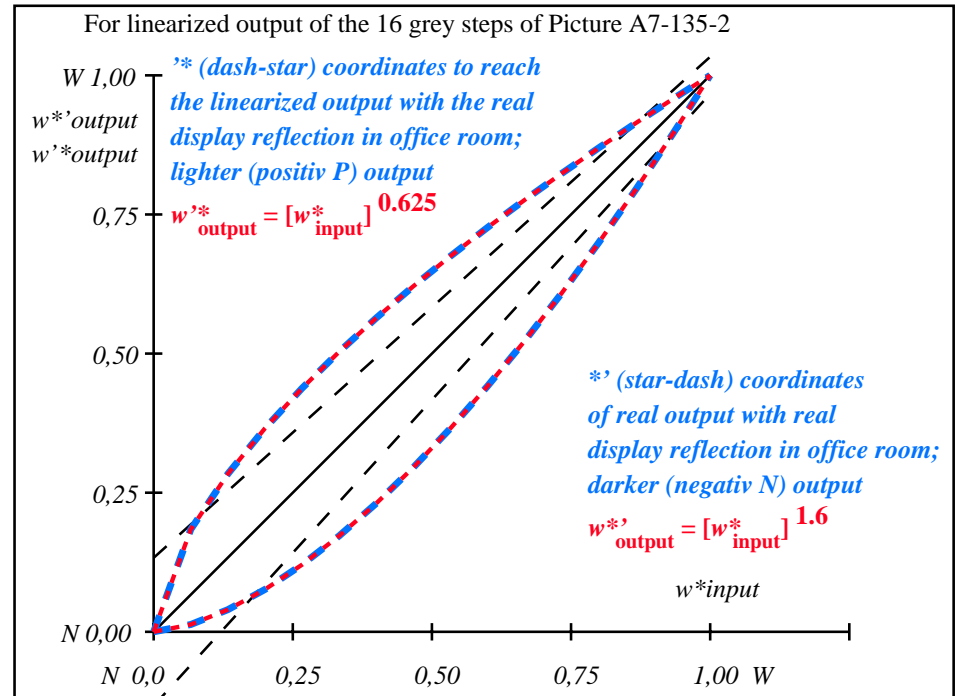
Start output S1
Specification according to ISO/IEC 15775 Annex G and DIN 33866-1 Annex G

Mean lightness difference (16 steps) $\Delta E^*_{CIE LAB} = 6.2$

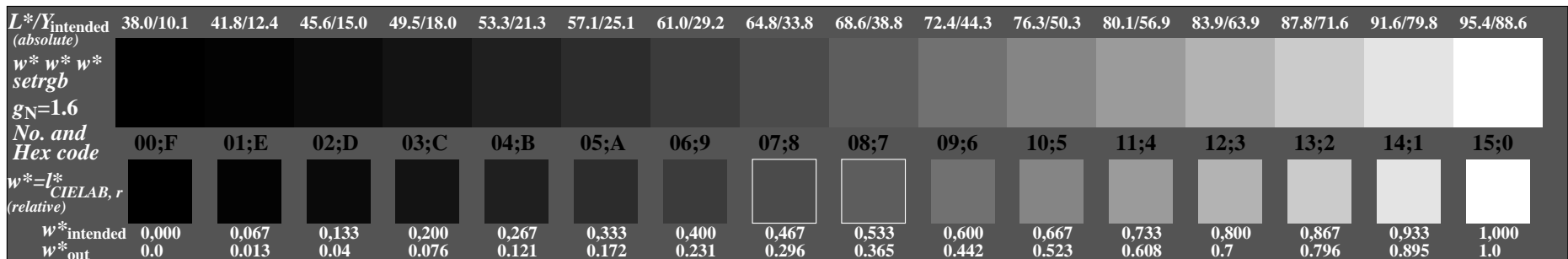
Mean lightness difference (5 steps) $\Delta L^*_{CIE LAB} = 4.9$

Mean colour reproduction index: $R^*_{ab,m} = 73$

OE800-3N-135-2: File: Measure unknown; Device: Device unknown; Date: Date unknown



OE801-3N-135-2: File: Measure unknown; Device: Device unknown; Date: Date unknown



OE800-7N, Picture A7-135-2: 16 visual equidistant L^* -grey steps; PS operator: $w^* w^* w^* setrgbcolor$

OE80: In-output relation according to ISO 9241-306; 1MR, DEH
 Viewing Y contrast $Y_W:Y_N=88,9:10$; Y_N range 7,5 to <15
 input: $rgb (-> rgb^*_{de}) setrgbcolor$
 output 130-2: $g_P=1.0$; $g_N=1.6$

See similar ISO test charts: <http://www.ps.bam.de/24705TE>, <http://www.ps.bam.de/9241E>
 Technical information: <http://www.ps.bam.de/33872E> Version 2.1, io=1,1, CIE LAB

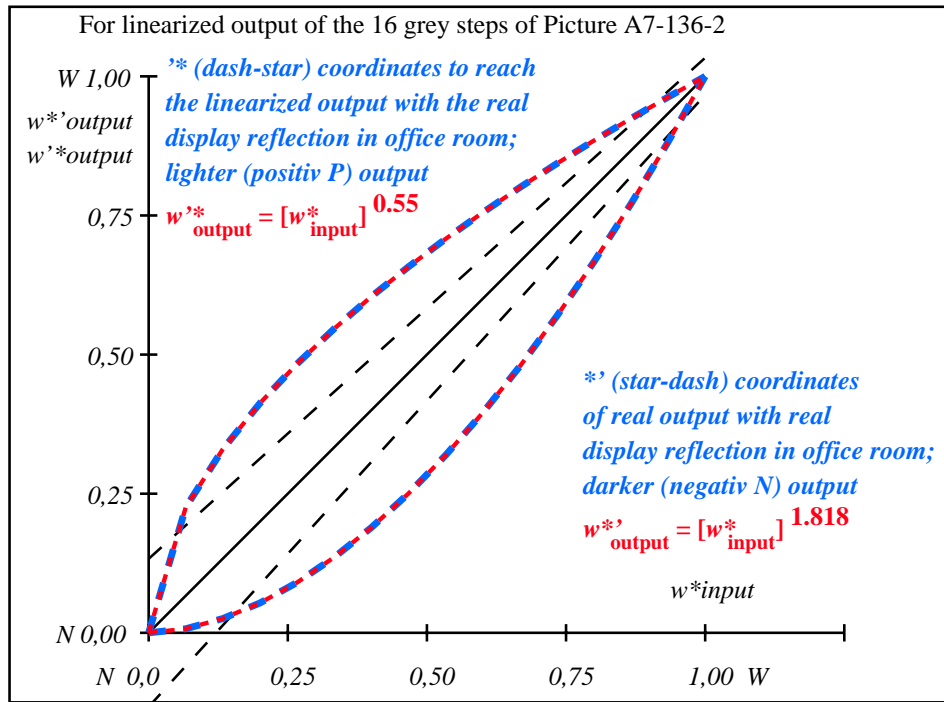
TUB registration: 20110801-OE80/OE80L0NA.TXT /.PS
 application for output of displays: monitor systems or data projector systems
 TUB material: code=rhadata

i	LAB*ref	l*out	LAB*out	LAB*out/c-ref	ΔE*
1	52.02 0.0 0.0	0.0	52.02 0.0 0.0	0.0 0.0 0.0	0.01
2	54.91 0.0 0.0	0.01	52.33 0.0 0.0	-2.57 0.0 0.0	2.58
3	57.8 0.0 0.0	0.03	53.13 0.0 0.0	-4.66 0.0 0.0	4.67
4	60.7 0.0 0.0	0.05	54.34 0.0 0.0	-6.34 0.0 0.0	6.35
5	63.59 0.0 0.0	0.09	55.94 0.0 0.0	-7.64 0.0 0.0	7.65
6	66.48 0.0 0.0	0.14	57.9 0.0 0.0	-8.57 0.0 0.0	8.58
7	69.37 0.0 0.0	0.19	60.22 0.0 0.0	-9.15 0.0 0.0	9.16
8	72.27 0.0 0.0	0.25	62.87 0.0 0.0	-9.39 0.0 0.0	9.4
9	75.16 0.0 0.0	0.32	65.85 0.0 0.0	-9.3 0.0 0.0	9.31
10	78.05 0.0 0.0	0.4	69.16 0.0 0.0	-8.88 0.0 0.0	8.89
11	80.95 0.0 0.0	0.48	72.78 0.0 0.0	-8.16 0.0 0.0	8.17
12	83.84 0.0 0.0	0.57	76.71 0.0 0.0	-7.12 0.0 0.0	7.13
13	86.73 0.0 0.0	0.67	80.94 0.0 0.0	-5.78 0.0 0.0	5.79
14	89.62 0.0 0.0	0.77	85.47 0.0 0.0	-4.15 0.0 0.0	4.16
15	92.52 0.0 0.0	0.88	90.29 0.0 0.0	-2.21 0.0 0.0	2.22
16	95.41 0.0 0.0	1.0	95.41 0.0 0.0	0.0 0.0 0.0	0.01
17	52.02 0.0 0.0	0.0	52.02 0.0 0.0	0.0 0.0 0.0	0.01
18	62.87 0.0 0.0	0.08	55.51 0.0 0.0	-7.35 0.0 0.0	7.36
19	73.71 0.0 0.0	0.28	64.32 0.0 0.0	-9.38 0.0 0.0	9.39
20	84.56 0.0 0.0	0.59	77.74 0.0 0.0	-6.82 0.0 0.0	6.83
21	95.41 0.0 0.0	1.0	95.41 0.0 0.0	0.0 0.0 0.0	0.01

Start output S1
Specification according to ISO/IEC 15775 Annex G and DIN 33866-1 Annex G

Mean lightness difference (16 steps) $\Delta E^*_{CIE LAB} = 5.9$
 Mean lightness difference (5 steps) $\Delta L^*_{CIE LAB} = 4.7$
 Mean colour reproduction index: $R^*_{ab,m} = 74$

OE800-3N-136-2: File: Measure unknown; Device: Device unknown; Date: Date unknown



OE801-3N-136-2: File: Measure unknown; Device: Device unknown; Date: Date unknown

$L^*/Y_{intended}$ (absolute)	52.0/20.2	54.9/22.8	57.8/25.8	60.7/28.9	63.6/32.3	66.5/36.0	69.4/39.9	72.3/44.1	75.2/48.5	78.1/53.3	80.9/58.4	83.8/63.8	86.7/69.5	89.6/75.5	92.5/81.9	95.4/88.6
$w^* w^* w^*$ setrgb	00;F	01;E	02;D	03;C	04;B	05;A	06;9	07;8	08;7	09;6	10;5	11;4	12;3	13;2	14;1	15;0
$w^* = l^*_{CIE LAB, r}$ (relative)	0.000	0.067	0.133	0.200	0.267	0.333	0.400	0.467	0.533	0.600	0.667	0.733	0.800	0.867	0.933	1.000
$w^*_{intended}$	0.0	0.007	0.026	0.054	0.091	0.135	0.189	0.25	0.319	0.395	0.479	0.569	0.666	0.771	0.882	1.0

OE800-7N, Picture A7-136-2: 16 visual equidistant L^* -grey steps; PS operator: $w^* w^* w^*$ setrgbcolor

OE80: In-output relation according to ISO 9241-306; 1MR, DEH
 Viewing Y contrast $Y_W:Y_N=88,9:20$; Y_N range 15 to <30
 input: $rgb \rightarrow rgb^*_{de}$ setrgbcolor
 output 130-2: $g_P=1.0$; $g_N=1.81$

See similar ISO test charts: <http://www.ps.bam.de/24705TE>, <http://www.ps.bam.de/9241E>
 Technical information: <http://www.ps.bam.de/33872E> Version 2.1, io=1,1, CIE LAB

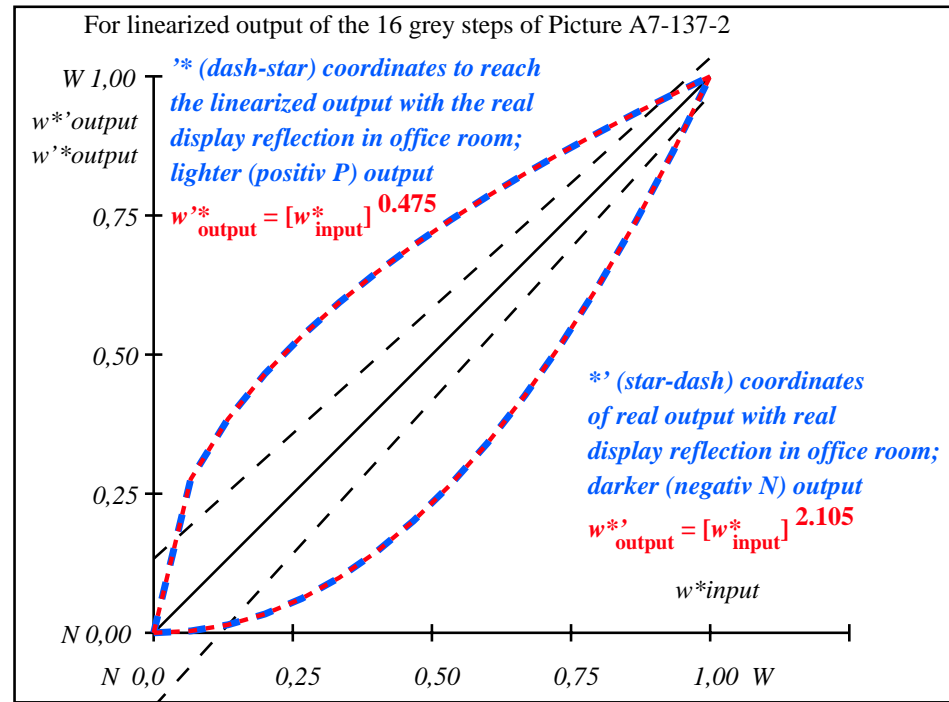
TUB registration: 20110801-OE80/OE80L0NA.TXT /.PS
 application for output of displays: monitor systems or data projector systems
 TUB material: code=rhadata

i	LAB*ref	l*out	LAB*out	LAB*out/c-ref	ΔE^*				
1	69.7	0.0	0.0	69.7	0.0	0.0	0.0	0.0	0.01
2	71.41	0.0	0.0	69.78	0.0	0.0	-1.62	0.0	1.63
3	73.13	0.0	0.0	70.07	0.0	0.0	-3.05	0.0	3.06
4	74.84	0.0	0.0	70.57	0.0	0.0	-4.26	0.0	4.27
5	76.55	0.0	0.0	71.29	0.0	0.0	-5.26	0.0	5.27
6	78.27	0.0	0.0	72.24	0.0	0.0	-6.02	0.0	6.03
7	79.98	0.0	0.0	73.43	0.0	0.0	-6.54	0.0	6.55
8	81.7	0.0	0.0	74.86	0.0	0.0	-6.82	0.0	6.83
9	83.41	0.0	0.0	76.54	0.0	0.0	-6.86	0.0	6.87
10	85.12	0.0	0.0	78.47	0.0	0.0	-6.65	0.0	6.66
11	86.84	0.0	0.0	80.65	0.0	0.0	-6.18	0.0	6.19
12	88.55	0.0	0.0	83.08	0.0	0.0	-5.46	0.0	5.47
13	90.27	0.0	0.0	85.77	0.0	0.0	-4.49	0.0	4.5
14	91.98	0.0	0.0	88.72	0.0	0.0	-3.25	0.0	3.26
15	93.7	0.0	0.0	91.93	0.0	0.0	-1.75	0.0	1.76
16	95.41	0.0	0.0	95.41	0.0	0.0	0.0	0.0	0.01
17	69.7	0.0	0.0	69.7	0.0	0.0	0.0	0.0	0.01
18	76.13	0.0	0.0	71.09	0.0	0.0	-5.03	0.0	5.04
19	82.55	0.0	0.0	75.67	0.0	0.0	-6.87	0.0	6.88
20	88.98	0.0	0.0	83.73	0.0	0.0	-5.24	0.0	5.25
21	95.41	0.0	0.0	95.41	0.0	0.0	0.0	0.0	0.01

Start output S1
Specification according to ISO/IEC 15775 Annex G and DIN 33866-1 Annex G

Mean lightness difference (16 steps) $\Delta E^*_{CIELAB} = 4.3$
 Mean lightness difference (5 steps) $\Delta L^*_{CIELAB} = 3.4$
 Mean colour reproduction index: $R^*_{ab,m} = 81$

OE800-3N-137-2: File: Measure unknown; Device: Device unknown; Date: Date unknown



OE801-3N-137-2: File: Measure unknown; Device: Device unknown; Date: Date unknown

$L^*/Y_{intended}$ (absolute)	69.7/40.3	71.4/42.8	73.1/45.4	74.8/48.0	76.6/50.8	78.3/53.7	80.0/56.6	81.7/59.7	83.4/62.9	85.1/66.3	86.8/69.7	88.6/73.2	90.3/76.9	92.0/80.7	93.7/84.6	95.4/88.6
$w^* w^* w^*$ setrgb	[Color bars]															
$g_N=2.11$	[Color bars]															
No. and Hex code	00;F	01;E	02;D	03;C	04;B	05;A	06;9	07;8	08;7	09;6	10;5	11;4	12;3	13;2	14;1	15;0
$w^* = l^*_{CIELAB, r}$ (relative)	[Color bars]															
$w^*_{intended}$	0,000	0,067	0,133	0,200	0,267	0,333	0,400	0,467	0,533	0,600	0,667	0,733	0,800	0,867	0,933	1,000
w^*_{out}	0,0	0,003	0,014	0,034	0,062	0,099	0,145	0,201	0,266	0,341	0,426	0,52	0,625	0,74	0,864	1,0

OE800-7N, Picture A7-137-2: 16 visual equidistant L^* -grey steps; PS operator: $w^* w^* w^*$ setrgbcolor

OE80: In-output relation according to ISO 9241-306; 1MR, DEH
 Viewing Y contrast $Y_W:Y_N=88,9:40$; Y_N range 30 to <60
 input: $rgb (-> rgb^*_{de})$ setrgbcolor
 output 130-2: $g_P=1.0$; $g_N=2.1$