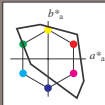


Input: Colorimetric Television Luminous System TLS00a

with *rgb* data of the four elementary hues

- 1 0 0 = Red R
- 1 1 0 = Yellow J
- 0 1 0 = Green G
- 0 0 1 = Blue B



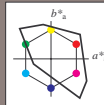
TLS00a; adapted (a) CIELAB data

	L^*	a^*	b^*	C^*_{ab}	h^*_{ab}
O_{Ma}	50.5	76.92	64.55	100.42	40
Y_{Ma}	92.66	-20.69	90.75	93.08	103
L_{Ma}	83.63	-82.75	79.9	115.04	136
C_{Ma}	86.88	-46.16	-13.55	48.12	196
V_{Ma}	30.39	76.06	-103.59	128.52	306
M_{Ma}	57.3	94.35	-58.41	110.97	328
N_{Ma}	0.01	0.0	0.0	0.0	0
W_{Ma}	95.41	0.0	0.0	0.0	0
R_{CIE}	39.92	58.74	27.99	65.07	25
J_{CIE}	81.26	-2.88	71.56	71.62	92
G_{CIE}	52.23	-42.41	13.6	44.55	162
B_{CIE}	30.57	1.41	-46.46	46.49	272

Output: Colorimetric Television Luminous System TLS00a

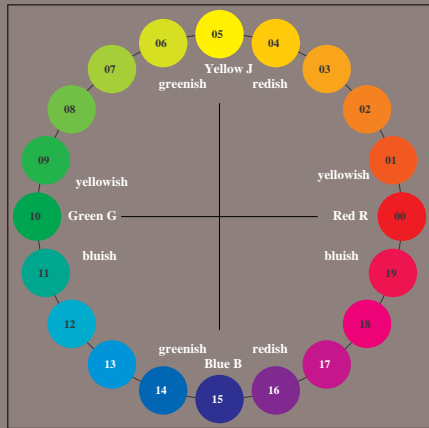
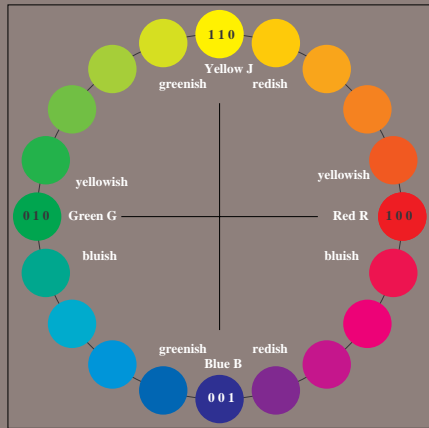
with hue number

- $n = 00$ to 19
- 00 = Red R
- 05 = Yellow J
- 10 = Green G
- 15 = Blue B



TLS00a; adapted (a) CIELAB data

	L^*	a^*	b^*	C^*_{ab}	h^*_{ab}
O_{Ma}	50.5	76.92	64.55	100.42	40
Y_{Ma}	92.66	-20.69	90.75	93.08	103
L_{Ma}	83.63	-82.75	79.9	115.04	136
C_{Ma}	86.88	-46.16	-13.55	48.12	196
V_{Ma}	30.39	76.06	-103.59	128.52	306
M_{Ma}	57.3	94.35	-58.41	110.97	328
N_{Ma}	0.01	0.0	0.0	0.0	0
W_{Ma}	95.41	0.0	0.0	0.0	0
R_{CIE}	39.92	58.74	27.99	65.07	25
J_{CIE}	81.26	-2.88	71.56	71.62	92
G_{CIE}	52.23	-42.41	13.6	44.55	162
B_{CIE}	30.57	1.41	-46.46	46.49	272



OE870-7N-020-0: 20 step hue circle with elementary colours R, J, G, B (left)

20 step hue circle with elementary colours R, J, G, B (right)

OE87: Test chart 2 according to DIN 33872-5; DH
 Elementary hue agreement and discrimination

input: $cmY0$ ($\rightarrow cmY0^*_d$) setcmYk
 output 020-0: no change