

Input and Output: Offset Reflective System ORS18a for relative CIELAB hue $h_{ab,a,rel} = h_{ab}/360 = 102/360 = 0.28$

$H^*_ = Y25G_ -$

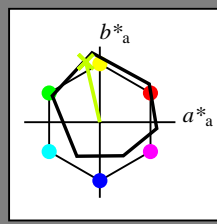
Data for any device (d) or elementary (e) colour:

$HIC^*_ -$

hue text for the colours of this page:

$H^*_ = Y25G_ -$

triangle lightness T^*



ORS18a; adapted (a) CIELAB data

name	$L^*=L^*_a$	a^*_a	b^*_a	$C^*_{ab,a}$	$h^*_{ab,a}$
R _{-,Ma}	47.9	65.3	50.5	82.6	37
Y _{-,Ma}	90.3	-10.2	91.7	92.3	96
G _{-,Ma}	50.9	-62.8	34.9	71.9	150
C _{-,Ma}	58.6	-30.3	-45.0	54.2	236
B _{-,Ma}	25.7	31.0	-44.4	54.2	305
M _{-,Ma}	48.1	75.2	-8.3	75.7	353
N _{-,Ma}	18.0	0.0	0.0	0.0	0
W _{-,Ma}	95.4	0.0	0.0	0.0	0
R _{-,CIE}	39.9	58.7	27.9	65.0	25
Y _{-,CIE}	81.2	-2.8	71.5	71.6	92
G _{-,CIE}	52.2	-42.4	13.6	44.5	162
B _{-,CIE}	30.5	1.4	-46.4	46.4	271

Data for maximum colour (Ma):

$LabCh^*_{-,Ma}$: 83 -18 79 81 102

$HIC^*_{-,Ma}$: Y25G_100_100_

$rgbic^*_{-,Ma}$:

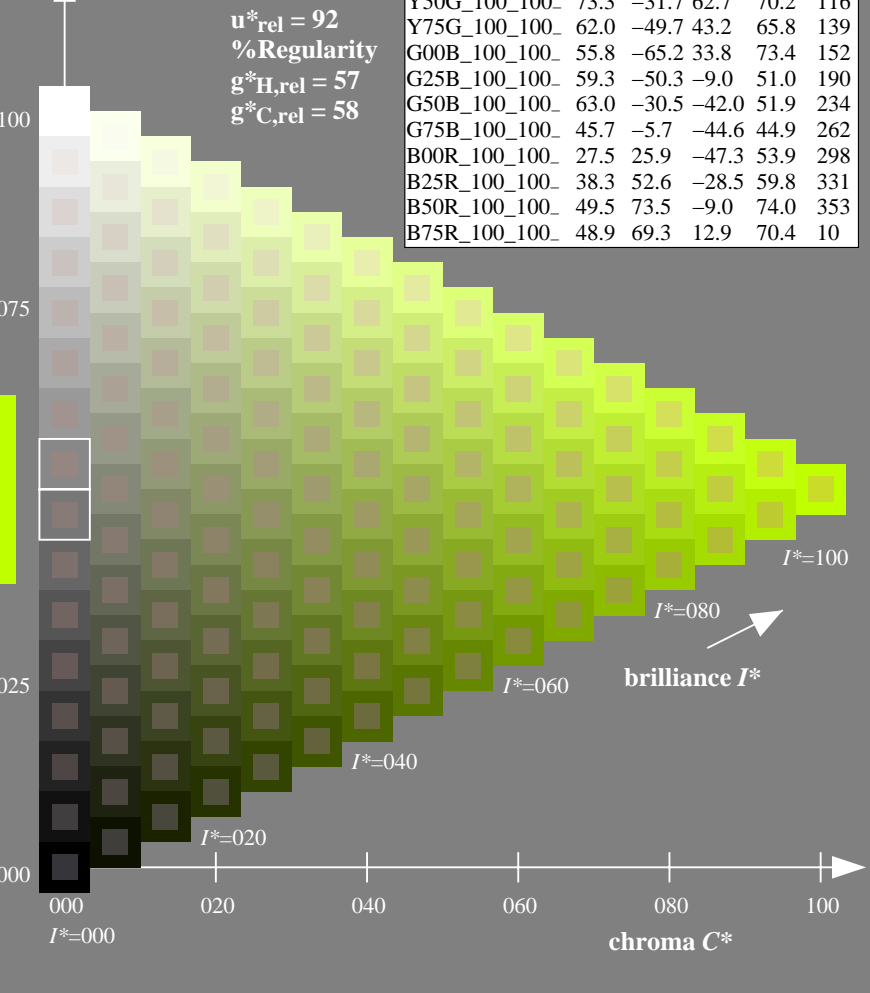
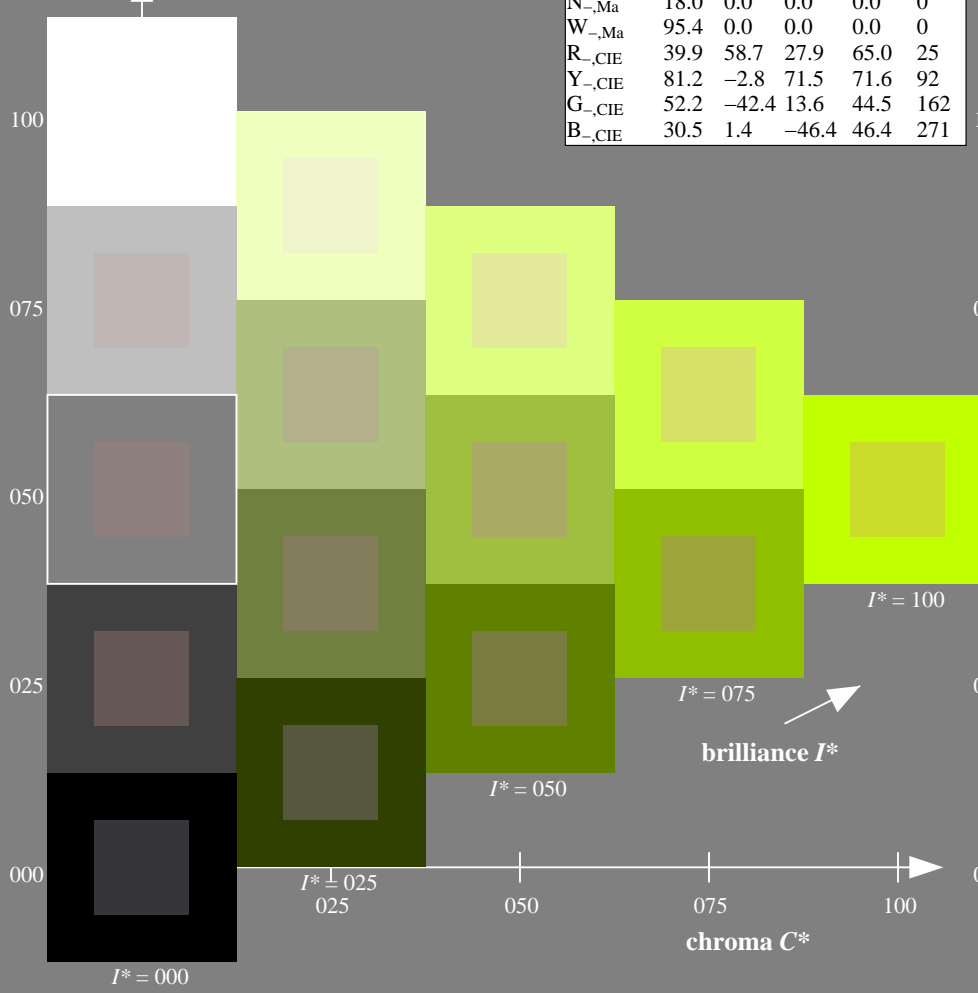
0.76 1.0 0.0 1.0 1.0

triangle lightness T^*

%Gamut
 $u^*_{rel} = 92$
%Regularity
 $g^*_{H,rel} = 57$
 $g^*_{C,rel} = 58$

ORS20a; adapted (a) CIELAB data

$H^*_ -$	$L^*=L^*_a$	a^*_a	b^*_a	$C^*_{ab,a}$	$h^*_{ab,a}$
R00Y_100_100_	48.4	66.1	40.2	77.3	31
R25Y_100_100_	56.8	48.0	50.5	69.6	46
R50Y_100_100_	68.6	25.0	63.9	68.6	68
R75Y_100_100_	80.6	4.8	77.2	77.3	86
Y00G_100_100_	90.2	-9.6	88.2	88.7	96
Y25G_100_100_	83.2	-18.4	79.9	81.9	102
Y50G_100_100_	73.3	-31.7	62.7	70.2	116
Y75G_100_100_	62.0	-49.7	43.2	65.8	139
G00B_100_100_	55.8	-65.2	33.8	73.4	152
G25B_100_100_	59.3	-50.3	-9.0	51.0	190
G50B_100_100_	63.0	-30.5	-42.0	51.9	234
G75B_100_100_	45.7	-5.7	-44.6	44.9	262
B00R_100_100_	27.5	25.9	-47.3	53.9	298
B25R_100_100_	38.3	52.6	-28.5	59.8	331
B50R_100_100_	49.5	73.5	-9.0	74.0	353
B75R_100_100_	48.9	69.3	12.9	70.4	10



see similar files: http://130.149.60.45/~farbmetrik/QE46/QE46L0NP.PDF /.PS; start output
technical information: http://www.ps.bam.de or http://130.149.60.45/~farbmetrik

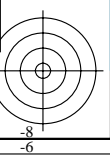
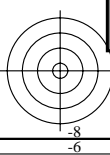
TUB registration: 20130201-QE46/QE46L0NP.PDF /.PS
application for measurement of offset print output

TUB material: code=rh4ta

1-003031-L0 QE460-7N

TUB-test chart QE46; hue code: $H^*_ = Y25G_ -$
Test chart according to DIN 33872, 3D=0, de=0, cm_y0

input: $rgb/cmyk \rightarrow rgb/cmyk$
output: no change

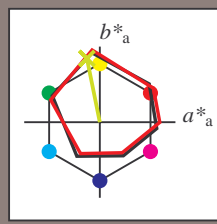


Input and Output: Offset Reflective System ORS18a for relative CIELAB hue $h_{ab,a,rel} = h_{ab}/360 = 101/360 = 0.28$

$H^*_d = Y25G_d$

Data for any device (d) or elementary (e) colour:

HIC^*_d
hue text for the colours of this page:
 $H^*_d = Y25G_d$
triangle lightness T^*



ORS20a; adapted (a) CIELAB data

name	$L^*=L^*_a$	a^*_a	b^*_a	$C^*_{ab,a}$	$h^*_{ab,a}$
R _{d, Ma}	45.4	70.9	44.8	83.9	32
Y _{d, Ma}	87.8	-10.2	95.4	96.0	96
G _{d, Ma}	50.0	-65.0	29.6	71.4	155
C _{d, Ma}	56.8	-25.5	-41.5	48.7	238
B _{d, Ma}	25.0	29.5	-40.4	50.0	306
M _{d, Ma}	46.1	79.3	-0.2	79.3	359
N _{d, Ma}	24.3	0.0	0.0	0.0	0
W _{d, Ma}	95.6	0.0	0.0	0.0	0
R _{d, CIE}	39.9	58.7	27.9	65.0	25
Y _{d, CIE}	81.2	-2.8	71.5	71.6	92
G _{d, CIE}	52.2	-42.4	13.6	44.5	162
B _{d, CIE}	30.5	1.4	-46.4	46.4	271

Data for maximum colour (Ma):

$LabCh^*_d, Ma$: 81 -17 84 86 101

HIC^*_d, Ma : Y25G_100_100d

$rgbic^*_d, Ma$:

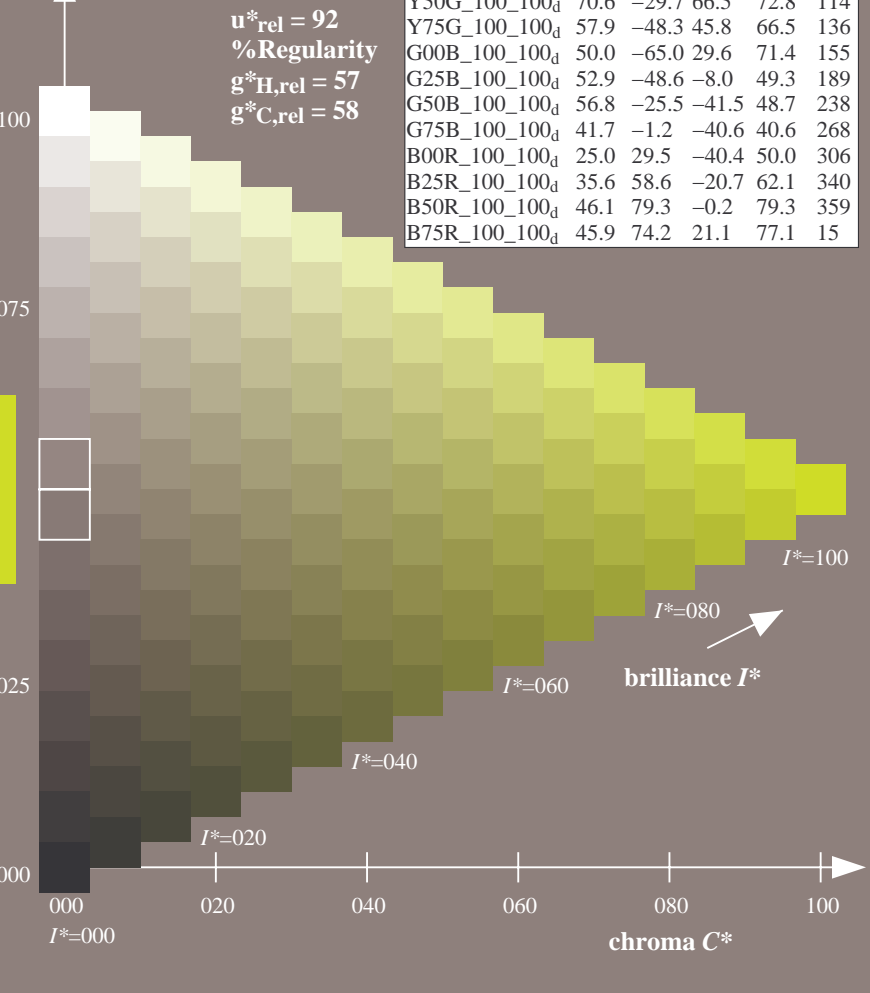
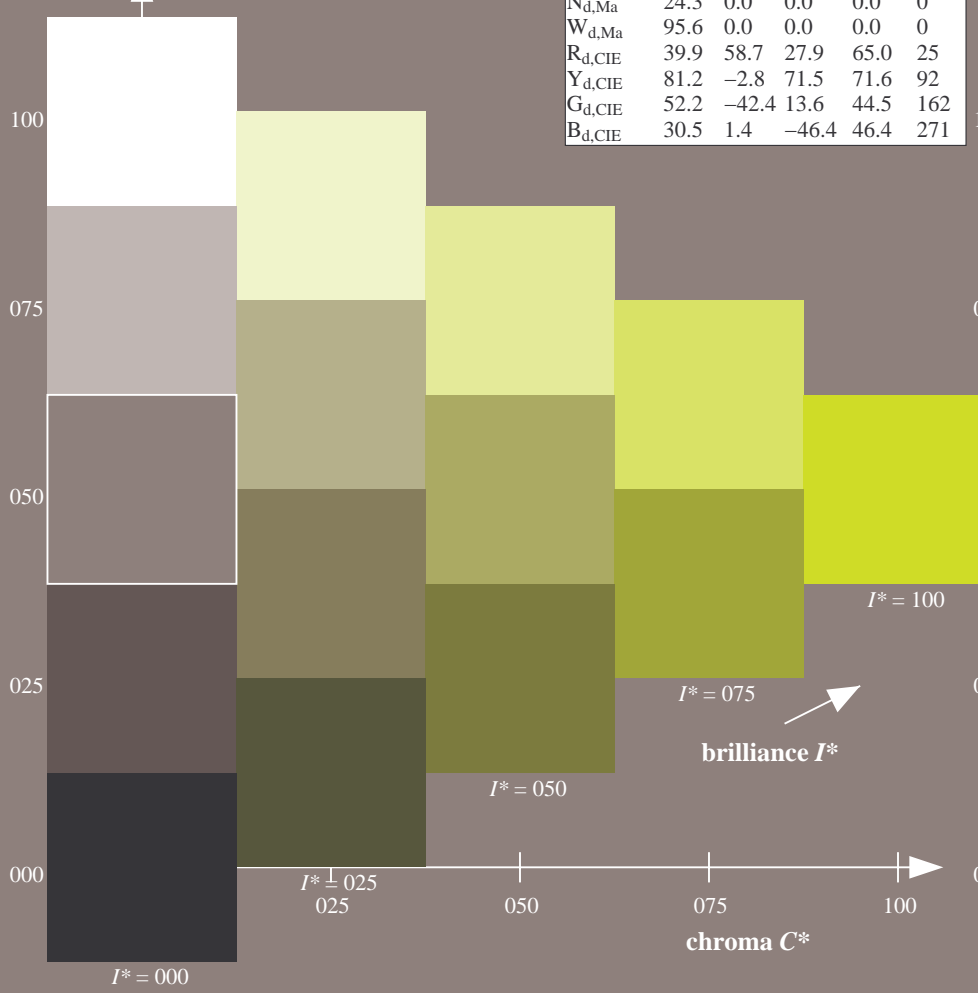
0.76 1.0 0.0 1.0 1.0

triangle lightness T^*

ORS20a; adapted (a) CIELAB data

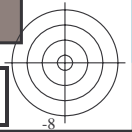
H^*_d	$L^*=L^*_a$	a^*_a	b^*_a	$C^*_{ab,a}$	$h^*_{ab,a}$
R00Y_100_100d	45.4	70.9	44.8	83.9	32
R25Y_100_100d	53.0	53.4	54.8	76.5	45
R50Y_100_100d	64.9	28.9	68.6	74.5	67
R75Y_100_100d	78.6	4.3	84.7	84.8	87
Y00G_100_100d	87.8	-10.2	95.4	96.0	96
Y25G_100_100d	81.2	-17.0	84.3	86.0	101
Y50G_100_100d	70.6	-29.7	66.5	72.8	114
Y75G_100_100d	57.9	-48.3	45.8	66.5	136
G00B_100_100d	50.0	-65.0	29.6	71.4	155
G25B_100_100d	52.9	-48.6	-8.0	49.3	189
G50B_100_100d	56.8	-25.5	-41.5	48.7	238
G75B_100_100d	41.7	-1.2	-40.6	40.6	268
B00R_100_100d	25.0	29.5	-40.4	50.0	306
B25R_100_100d	35.6	58.6	-20.7	62.1	340
B50R_100_100d	46.1	79.3	-0.2	79.3	359
B75R_100_100d	45.9	74.2	21.1	77.1	15

%Gamut
 $u^*_{rel} = 92$
%Regularity
 $g^*_{H,rel} = 57$
 $g^*_{C,rel} = 58$



see similar files: http://130.149.60.45/~farbmetrik/QE46/QE46.HTM
technical information: http://www.ps.bam.de or http://130.149.60.45/~farbmetrik

TUB registration: 20130201-QE46/QE46L0NP.PDF /.PS
application for measurement of offset print output, separation cmy0 (CMY0)
TUB material: code=rh4ta

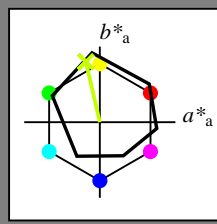


Input and Output: Offset Reflective System ORS18a for relative CIELAB hue $h_{ab,a,rel} = h_{ab}/360 = 102/360 = 0.28$

$H^*_- = Y25G_-$

Data for any device (d) or elementary (e) colour:

HIC^*_-
hue text for the colours of this page:
 $H^*_- = Y25G_-$
triangle lightness T^*



ORS18a; adapted (a) CIELAB data

name	$L^*=L^*_a a^*_a$	b^*_a	$C^*_{ab,a}$	$h^*_{ab,a}$	
R _{-,Ma}	47.9	65.3	50.5	82.6	37
Y _{-,Ma}	90.3	-10.2	91.7	92.3	96
G _{-,Ma}	50.9	-62.8	34.9	71.9	150
C _{-,Ma}	58.6	-30.3	-45.0	54.2	236
B _{-,Ma}	25.7	31.0	-44.4	54.2	305
M _{-,Ma}	48.1	75.2	-8.3	75.7	353
N _{-,Ma}	18.0	0.0	0.0	0.0	0
W _{-,Ma}	95.4	0.0	0.0	0.0	0
R _{-,CIE}	39.9	58.7	27.9	65.0	25
Y _{-,CIE}	81.2	-2.8	71.5	71.6	92
G _{-,CIE}	52.2	-42.4	13.6	44.5	162
B _{-,CIE}	30.5	1.4	-46.4	46.4	271

Data for maximum colour (Ma):

$LabCh^*_{-,Ma}$: 83 -18 79 81 102

$HIC^*_{-,Ma}$: Y25G_100_100_

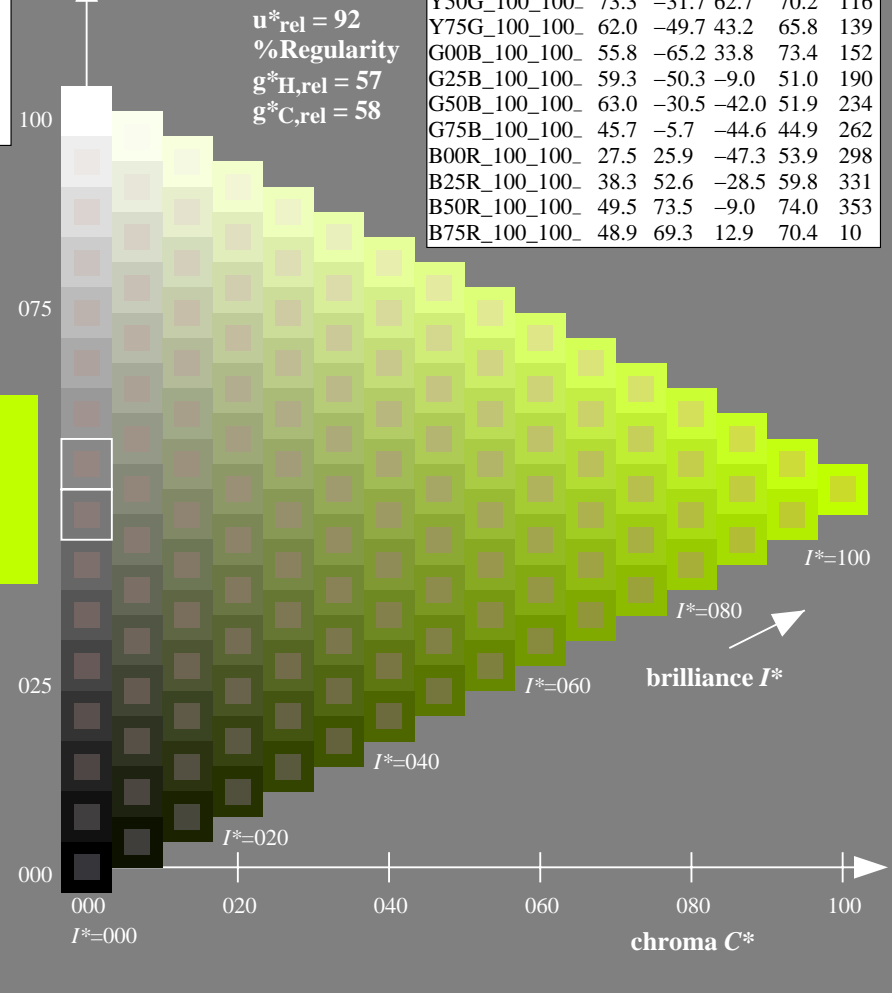
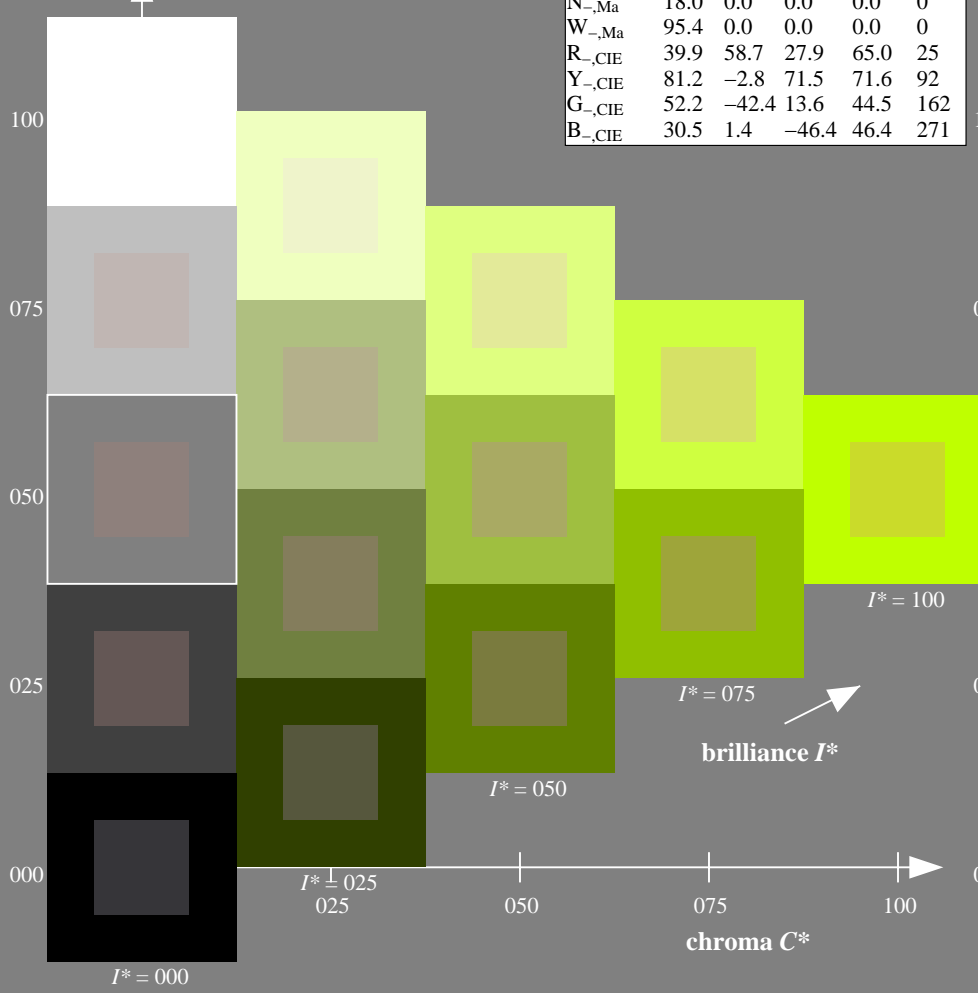
$rgbic^*_{-,Ma}$:
0.76 1.0 0.0 1.0 1.0

triangle lightness T^*

ORS20a; adapted (a) CIELAB data

H^*_-	$L^*=L^*_a a^*_a$	b^*_a	$C^*_{ab,a}$	$h^*_{ab,a}$	
R00Y_100_100_	48.4	66.1	40.2	77.3	31
R25Y_100_100_	56.8	48.0	50.5	69.6	46
R50Y_100_100_	68.6	25.0	63.9	68.6	68
R75Y_100_100_	80.6	4.8	77.2	77.3	86
Y00G_100_100_	90.2	-9.6	88.2	88.7	96
Y25G_100_100_	83.2	-18.4	79.9	81.9	102
Y50G_100_100_	73.3	-31.7	62.7	70.2	116
Y75G_100_100_	62.0	-49.7	43.2	65.8	139
G00B_100_100_	55.8	-65.2	33.8	73.4	152
G25B_100_100_	59.3	-50.3	-9.0	51.0	190
G50B_100_100_	63.0	-30.5	-42.0	51.9	234
G75B_100_100_	45.7	-5.7	-44.6	44.9	262
B00R_100_100_	27.5	25.9	-47.3	53.9	298
B25R_100_100_	38.3	52.6	-28.5	59.8	331
B50R_100_100_	49.5	73.5	-9.0	74.0	353
B75R_100_100_	48.9	69.3	12.9	70.4	10

%Gamut
 $u^*_{rel} = 92$
%Regularity
 $g^*_{H,rel} = 57$
 $g^*_{C,rel} = 58$



see similar files: <http://130.149.60.45/~farbmetrik/QE46/QE46L0NP.PDF> /.PS; start output
technical information: <http://www.ps.bam.de> or <http://130.149.60.45/~farbmetrik>

TUB registration: 20130201-QE46/QE46L0NP.PDF /.PS
application for measurement of offset print output

TUB material: code=rh4ta

Input and Output: Offset Reflective System ORS18a for relative CIELAB hue $h_{ab,a,rel} = h_{ab}/360 = 108/360 = 0.3$

$H^*_e = Y25G_e$

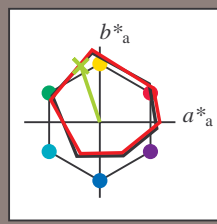
Data for any device (d) or elementary (e) colour:

HIC^*_e

hue text for the colours of this page:

$H^*_e = Y25G_e$

triangle lightness T^*



ORS20a; adapted (a) CIELAB data

name	$L^*=L^*_a a^*_a$	b^*_a	$C^*_{ab,a}$	$h^*_{ab,a}$
Re,Ma	45.6	72.2	34.4	80.0
Ye,Ma	83.6	-3.6	90.4	92
Ge,Ma	50.6	-62.1	19.9	65.2
Ce,Ma	55.0	-36.2	-27.2	45.3
Be,Ma	40.2	1.2	-40.6	40.6
Me,Ma	31.1	47.7	-29.1	55.9
Ne,Ma	24.3	0.0	0.0	0.0
We,Ma	95.6	0.0	0.0	0.0
Re,CIE	39.9	58.7	27.9	65.0
Ye,CIE	81.2	-2.8	71.5	71.6
Ge,CIE	52.2	-42.4	13.6	44.5
Be,CIE	30.5	1.4	-46.4	46.4

Data for maximum colour (Ma):

$LabCh^*_{e, Ma}: 74 -25 74 78 108$

$HIC^*_{e, Ma}: Y25G_100_100_e$

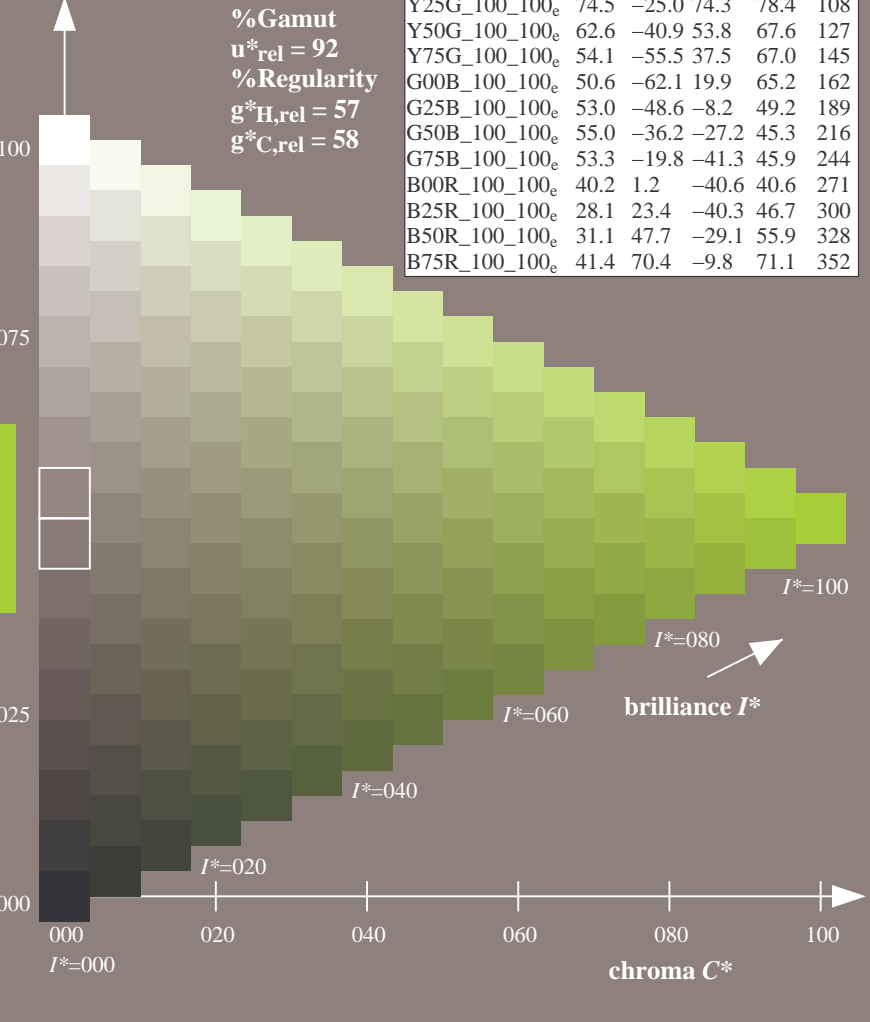
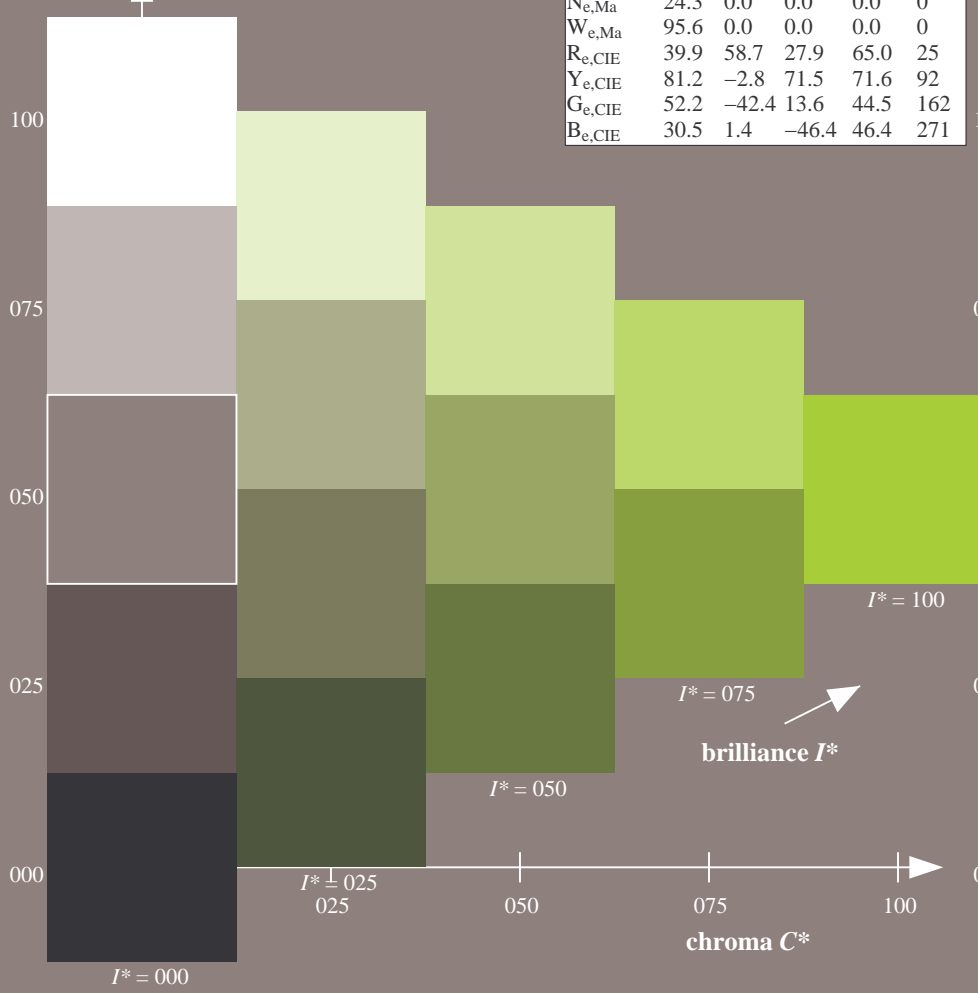
$rgbic^*_{e, Ma}$:

0.6 1.0 0.0 1.0 1.0

triangle lightness T^*

ORS20a; adapted (a) CIELAB data

H^*_e	$L^*=L^*_a a^*_a$	b^*_a	$C^*_{ab,a}$	$h^*_{ab,a}$
R00Y_100_100_e	45.6	72.2	34.4	80.0
R25Y_100_100_e	50.5	59.2	51.6	78.6
R50Y_100_100_e	60.2	38.2	63.4	74.1
R75Y_100_100_e	70.9	17.9	75.9	77.9
Y00G_100_100_e	83.6	-3.6	90.4	92
Y25G_100_100_e	74.5	-25.0	74.3	78.4
Y50G_100_100_e	62.6	-40.9	53.8	67.6
Y75G_100_100_e	54.1	-55.5	37.5	67.0
G00B_100_100_e	50.6	-62.1	19.9	65.2
G25B_100_100_e	53.0	-48.6	-8.2	49.2
G50B_100_100_e	55.0	-36.2	-27.2	45.3
G75B_100_100_e	53.3	-19.8	-41.3	45.9
B00R_100_100_e	40.2	1.2	-40.6	40.6
B25R_100_100_e	28.1	23.4	-40.3	46.7
B50R_100_100_e	31.1	47.7	-29.1	55.9
B75R_100_100_e	41.4	70.4	-9.8	71.1



%Gamut
 $u^*_{rel} = 92$
 %Regularity
 $g^*_{H,rel} = 57$
 $g^*_{C,rel} = 58$

see similar files: http://130.149.60.45/~farbmetrik/QE46/QE46L0NP.PDF /.PS; transfer output
technical information: http://www.ps.bam.de or http://130.149.60.45/~farbmetrik

TUB registration: 20130201-QE46/QE46L0NP.PDF /.PS
application for measurement of offset print output, separation cmy0 (CMY0)
TUB material: code=rh4ta

1-013131-L0 QE460-71

TUB-test chart QE46; hue code: $H^*_e = Y25G_e$
Test chart according to DIN 33872, 3D=0, de=1, cmy0

input: $rgb/cmyk \rightarrow rgb_e$
output: transfer to $cmy0_e$

1-013131-F0