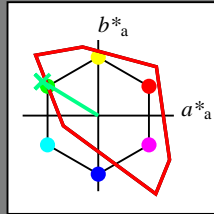


Input and Output: Television Luminous System TLS00a for relative CIELAB hue $h_{ab,a,rel} = h_{ab}/360 = 148/360 = 0.41$

Data for any device (d) or elementary (e) colour:

HIC^*_d
hue text for the colours
of this page:
 $H^*_d = G25B_d$
triangle lightness T^*



TLS00a; adapted (a) CIELAB data

| Name | $L^*=L^*_a$ | a^*_a | b^*_a | $C^*_{ab,a}$ | $h^*_{ab,a}$ |
|---------------------|-------------|---------|---------|--------------|--------------|
| R _{d, Ma} | 50.4 | 76.9 | 64.5 | 100.4 | 40 |
| Y _{d, Ma} | 92.6 | -20.7 | 90.7 | 93.0 | 102 |
| G _{d, Ma} | 83.6 | -82.7 | 79.8 | 115.0 | 136 |
| C _{d, Ma} | 86.8 | -46.1 | -13.5 | 48.1 | 196 |
| B _{d, Ma} | 30.3 | 76.0 | -103.5 | 128.5 | 306 |
| M _{d, Ma} | 57.2 | 94.3 | -58.4 | 110.9 | 328 |
| N _{d, Ma} | 0.0 | 0.0 | 0.0 | 0.0 | 0 |
| W _{d, Ma} | 95.4 | 0.0 | 0.0 | 0.0 | 0 |
| R _{d, CIE} | 39.9 | 58.7 | 27.9 | 65.0 | 25 |
| Y _{d, CIE} | 81.2 | -2.8 | 71.5 | 71.6 | 92 |
| G _{d, CIE} | 52.2 | -42.4 | 13.6 | 44.5 | 162 |
| B _{d, CIE} | 30.5 | 1.4 | -46.4 | 46.4 | 271 |

Data for maximum colour (Ma):

$LabCh^*_d, Ma$: 84 -73 44 86 148

HIC^*_d, Ma : G25B_100_100d

$rgbic^*_d, Ma$:

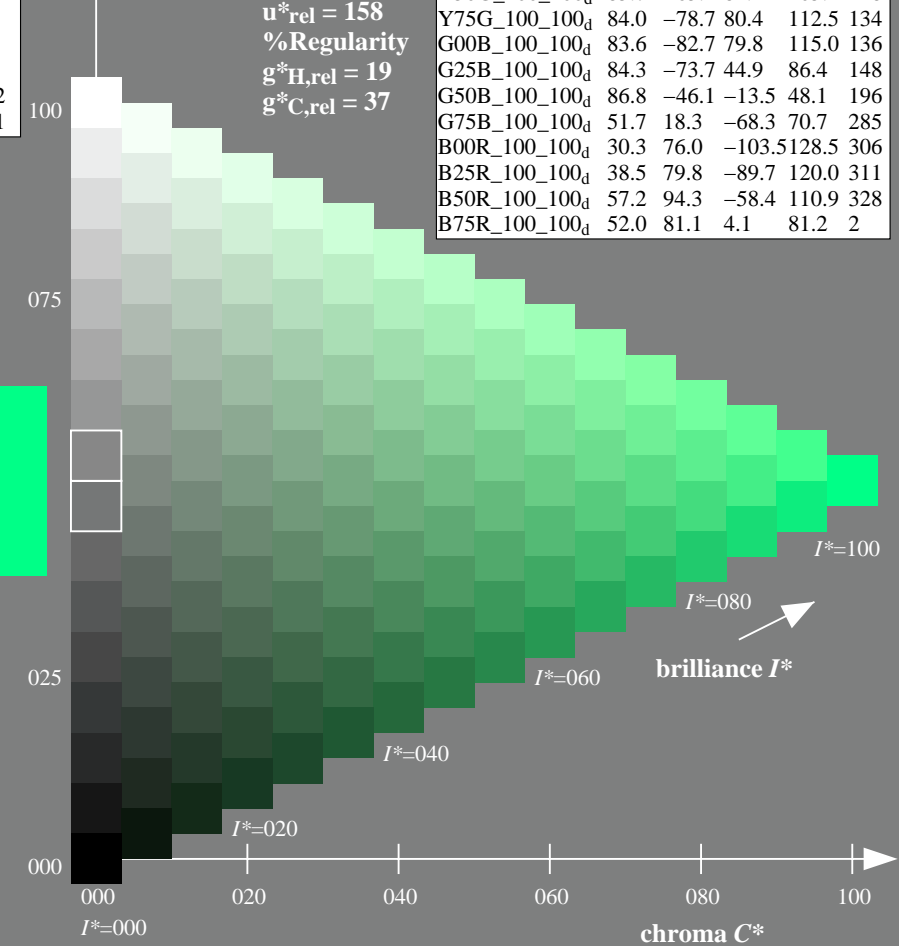
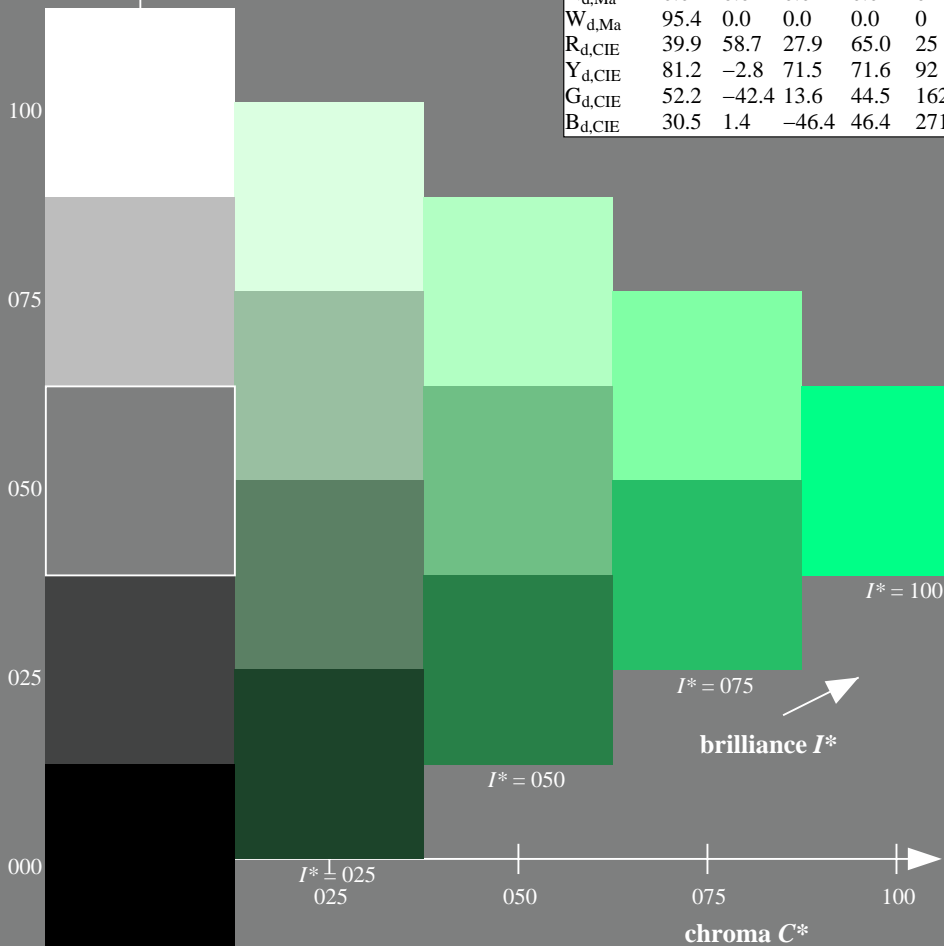
0.0 1.0 0.5 1.0 1.0

triangle lightness T^*

TLS00a; adapted (a) CIELAB data

| H^*_d | $L^*=L^*_a$ | a^*_a | b^*_a | $C^*_{ab,a}$ | $h^*_{ab,a}$ |
|---------------|-------------|---------|---------|--------------|--------------|
| R00Y_100_100d | 50.4 | 76.9 | 64.5 | 100.4 | 40 |
| R25Y_100_100d | 53.7 | 67.6 | 65.8 | 94.4 | 44 |
| R50Y_100_100d | 63.6 | 41.3 | 71.0 | 82.2 | 59 |
| R75Y_100_100d | 78.2 | 7.8 | 80.6 | 81.0 | 84 |
| Y00G_100_100d | 92.6 | -20.7 | 90.7 | 93.0 | 102 |
| Y25G_100_100d | 88.7 | -43.3 | 86.2 | 96.5 | 116 |
| Y50G_100_100d | 85.7 | -65.2 | 82.4 | 105.1 | 128 |
| Y75G_100_100d | 84.0 | -78.7 | 80.4 | 112.5 | 134 |
| G00B_100_100d | 83.6 | -82.7 | 79.8 | 115.0 | 136 |
| G25B_100_100d | 84.3 | -73.7 | 44.9 | 86.4 | 148 |
| G50B_100_100d | 86.8 | -46.1 | -13.5 | 48.1 | 196 |
| G75B_100_100d | 51.7 | 18.3 | -68.3 | 70.7 | 285 |
| B00R_100_100d | 30.3 | 76.0 | -103.5 | 128.5 | 306 |
| B25R_100_100d | 38.5 | 79.8 | -89.7 | 120.0 | 311 |
| B50R_100_100d | 57.2 | 94.3 | -58.4 | 110.9 | 328 |
| B75R_100_100d | 52.0 | 81.1 | 4.1 | 81.2 | 2 |

%Gamut
 $u^*_{rel} = 158$
%Regularity
 $g^*_{H,rel} = 19$
 $g^*_{C,rel} = 37$



see similar files: <http://130.149.60.45/~farbmetrik/QE80/QE80L0FP.PDF> / .PS
technical information: <http://www.ps.bam.de> or <http://130.149.60.45/~farbmetrik>

TUB registration: 20130201-QE80/QE80L0FP.PDF /.PS
application for measurement of display output, no separation

TUB material: code=thadata

1-103130-L0 QE800-72

TUB-test chart QE80; hue code: $H^*_d=G25B_d$
Test chart according to DIN 33872, 3D=1, de=0, sRGB*

input: $rgb/cmyk \rightarrow rgb_{dd}$
output: 3D-linearization to rgb^*_{dd}

1-103130-F0