

Input and Output: Offset Reflective System ORS18a for relative CIELAB hue $h_{ab,a,rel} = h_{ab}/360 = 190/360 = 0.52$

$H^*_- = G25B_-$

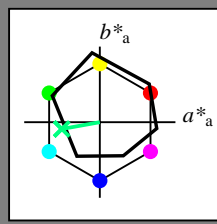
Data for any device (d) or elementary (e) colour:

HIC^*_-

hue text for the colours of this page:

$H^*_- = G25B_-$

triangle lightness T^*



ORS18a; adapted (a) CIELAB data

name	$L^*=L^*_a a^*_a$	b^*_a	$C^*_{ab,a}$	$h^*_{ab,a}$	
R _{-,Ma}	47.9	65.3	50.5	82.6	37
Y _{-,Ma}	90.3	-10.2	91.7	92.3	96
G _{-,Ma}	50.9	-62.8	34.9	71.9	150
C _{-,Ma}	58.6	-30.3	-45.0	54.2	236
B _{-,Ma}	25.7	31.0	-44.4	54.2	305
M _{-,Ma}	48.1	75.2	-8.3	75.7	353
N _{-,Ma}	18.0	0.0	0.0	0.0	0
W _{-,Ma}	95.4	0.0	0.0	0.0	0
R _{-,CIE}	39.9	58.7	27.9	65.0	25
Y _{-,CIE}	81.2	-2.8	71.5	71.6	92
G _{-,CIE}	52.2	-42.4	13.6	44.5	162
B _{-,CIE}	30.5	1.4	-46.4	46.4	271

Data for maximum colour (Ma):

$LabCh^*_{-,Ma}: 59 -50 -9 51 190$

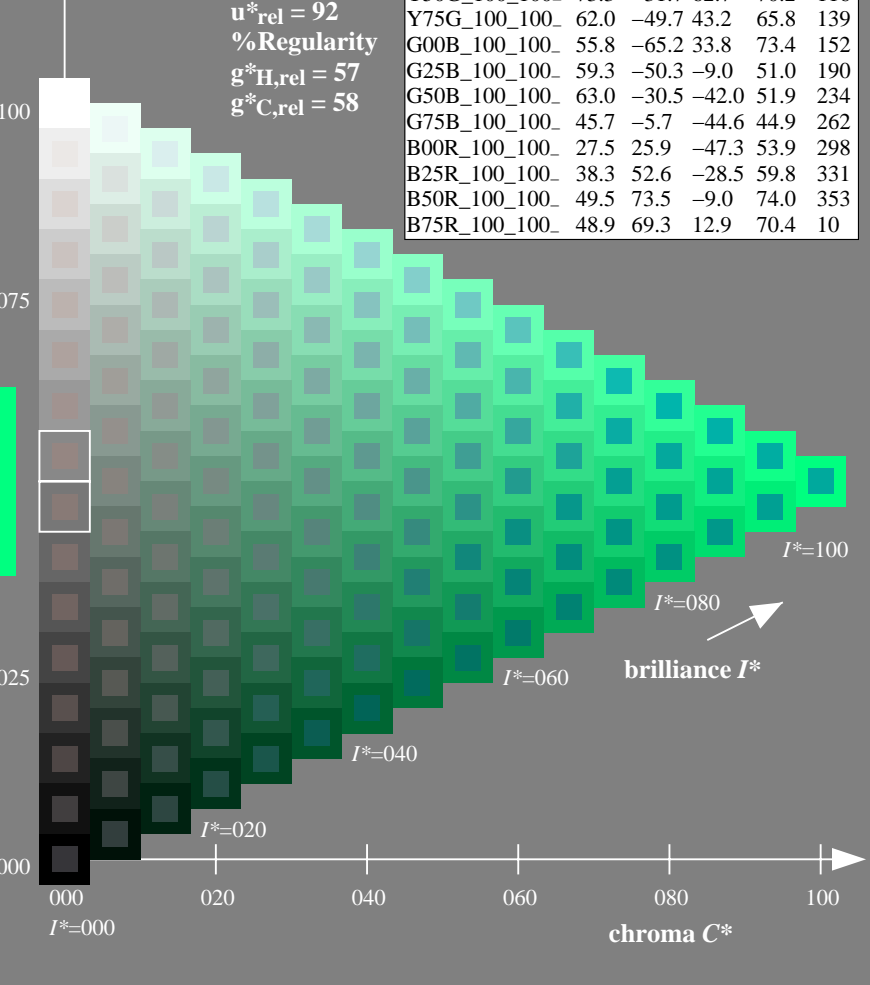

$HIC^*_{-,Ma}: G25B_100_100_$

$rgbic^*_{-,Ma}: 0.0 1.0 0.5 1.0 1.0$

triangle lightness T^*

ORS20a; adapted (a) CIELAB data

H^*_-	$L^*=L^*_a a^*_a$	b^*_a	$C^*_{ab,a}$	$h^*_{ab,a}$	
R00Y_100_100_	48.4	66.1	40.2	77.3	31
R25Y_100_100_	56.8	48.0	50.5	69.6	46
R50Y_100_100_	68.6	25.0	63.9	68.6	68
R75Y_100_100_	80.6	4.8	77.2	77.3	86
Y00G_100_100_	90.2	-9.6	88.2	88.7	96
Y25G_100_100_	83.2	-18.4	79.9	81.9	102
Y50G_100_100_	73.3	-31.7	62.7	70.2	116
Y75G_100_100_	62.0	-49.7	43.2	65.8	139
G00B_100_100_	55.8	-65.2	33.8	73.4	152
G25B_100_100_	59.3	-50.3	-9.0	51.0	190
G50B_100_100_	63.0	-30.5	-42.0	51.9	234
G75B_100_100_	45.7	-5.7	-44.6	44.9	262
B00R_100_100_	27.5	25.9	-47.3	53.9	298
B25R_100_100_	38.3	52.6	-28.5	59.8	331
B50R_100_100_	49.5	73.5	-9.0	74.0	353
B75R_100_100_	48.9	69.3	12.9	70.4	10



%Gamut
 $u^*_{rel} = 92$
 %Regularity
 $g^*_{H,rel} = 57$
 $g^*_{C,rel} = 58$

see similar files: http://130.149.60.45/~farbmetrik/QE80/QE80L0FA.TXT /PS
technical information: http://www.ps.bam.de or http://130.149.60.45/~farbmetrik

TUB registration: 20130201-QE80/QE80L0FA.TXT /PS
application for measurement of display output

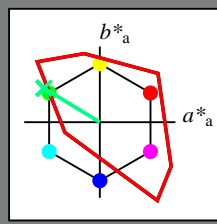
TUB material: code=rh4ta

Input and Output: Television Luminous System TLS00a for relative CIELAB hue $h_{ab,a,rel} = h_{ab}/360 = 148/360 = 0.41$

$H^*_d = G25B_d$

Data for any device (d) or elementary (e) colour:

HIC^*_d
hue text for the colours of this page:
 $H^*_d = G25B_d$
triangle lightness T^*



TLS00a; adapted (a) CIELAB data

name	$L^*=L^*_a$	a^*_a	b^*_a	$C^*_{ab,a}$	$h^*_{ab,a}$
R _{d,Ma}	50.4	76.9	64.5	100.4	40
Y _{d,Ma}	92.6	-20.7	90.7	93.0	102
G _{d,Ma}	83.6	-82.7	79.8	115.0	136
C _{d,Ma}	86.8	-46.1	-13.5	48.1	196
B _{d,Ma}	30.3	76.0	-103.5	128.5	306
M _{d,Ma}	57.2	94.3	-58.4	110.9	328
N _{d,Ma}	0.0	0.0	0.0	0.0	0
W _{d,Ma}	95.4	0.0	0.0	0.0	0
R _{d,CIE}	39.9	58.7	27.9	65.0	25
Y _{d,CIE}	81.2	-2.8	71.5	71.6	92
G _{d,CIE}	52.2	-42.4	13.6	44.5	162
B _{d,CIE}	30.5	1.4	-46.4	46.4	271

Data for maximum colour (Ma):

$LabCh^*_d, Ma$: 84 -73 44 86 148

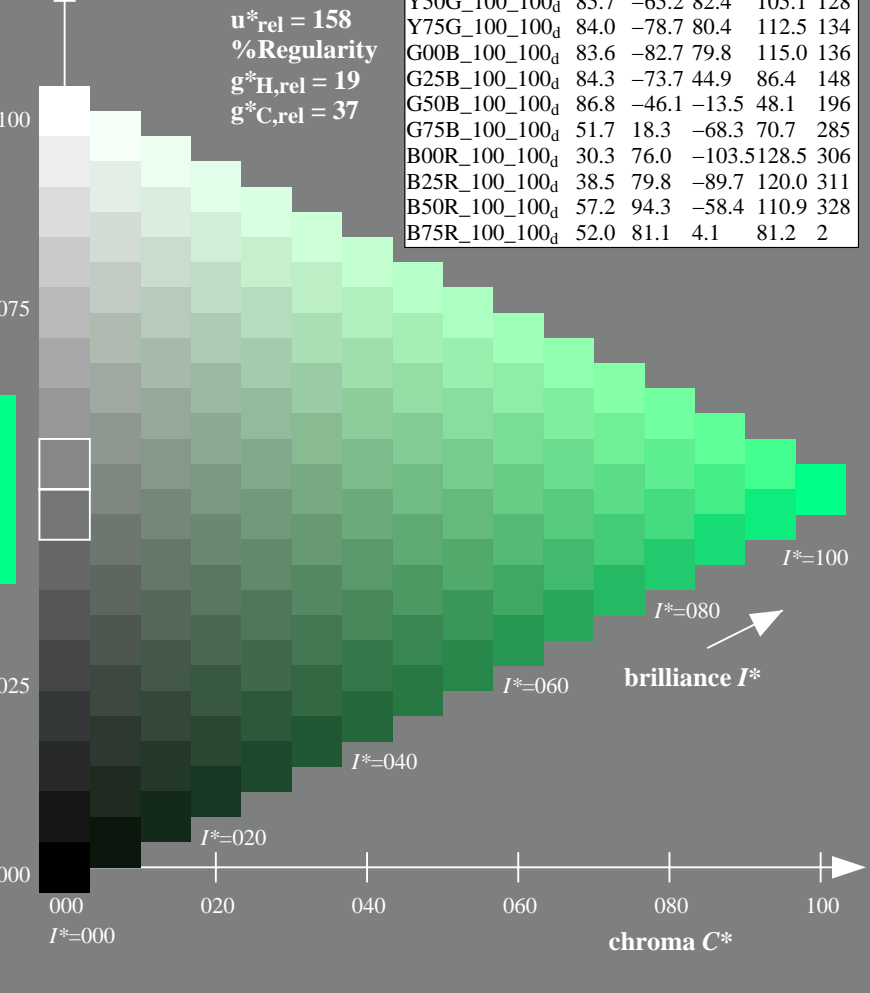
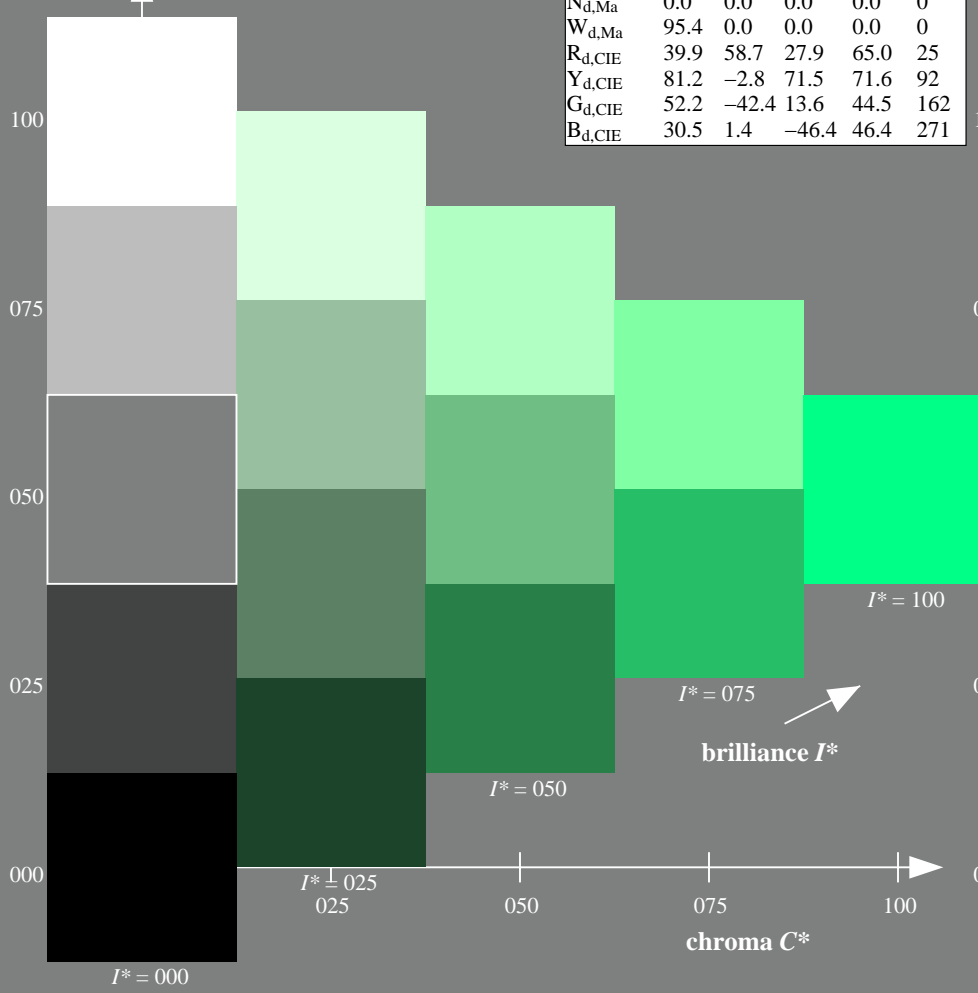
HIC^*_d, Ma : G25B_100_100d

$rgbic^*_d, Ma$: 0.0 1.0 0.5 1.0 1.0

triangle lightness T^*

TLS00a; adapted (a) CIELAB data

H^*_d	$L^*=L^*_a$	a^*_a	b^*_a	$C^*_{ab,a}$	$h^*_{ab,a}$
R00Y_100_100d	50.4	76.9	64.5	100.4	40
R25Y_100_100d	53.7	67.6	65.8	94.4	44
R50Y_100_100d	63.6	41.3	71.0	82.2	59
R75Y_100_100d	78.2	7.8	80.6	81.0	84
Y00G_100_100d	92.6	-20.7	90.7	93.0	102
Y25G_100_100d	88.7	-43.3	86.2	96.5	116
Y50G_100_100d	85.7	-65.2	82.4	105.1	128
Y75G_100_100d	84.0	-78.7	80.4	112.5	134
G00B_100_100d	83.6	-82.7	79.8	115.0	136
G25B_100_100d	84.3	-73.7	44.9	86.4	148
G50B_100_100d	86.8	-46.1	-13.5	48.1	196
G75B_100_100d	51.7	18.3	-68.3	70.7	285
B00R_100_100d	30.3	76.0	-103.5	128.5	306
B25R_100_100d	38.5	79.8	-89.7	120.0	311
B50R_100_100d	57.2	94.3	-58.4	110.9	328
B75R_100_100d	52.0	81.1	4.1	81.2	2



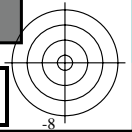
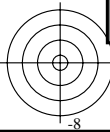
see similar files: <http://130.149.60.45/~farbmetrik/QE80/QE80L0FA.TXT> /PS
technical information: <http://www.ps.bam.de> or <http://130.149.60.45/~farbmetrik>

TUB registration: 20130201-QE80/QE80L0FA.TXT /PS
application for measurement of display output, no separation

TUB material: code=rh4ta

TUB-test chart QE80; hue code: $H^*_d=G25B_d$
Test chart according to DIN 33872, 3D=1, de=0, sRGB*

input: $rgb/cmyk \rightarrow rgb_{dd}$
output: 3D-linearization to rgb^*_{dd}



Input and Output: Offset Reflective System ORS18a for relative CIELAB hue $h_{ab,a,rel} = h_{ab}/360 = 190/360 = 0.52$

$H^*_ = G25B_$

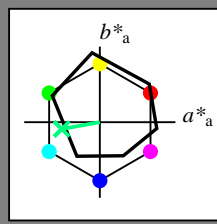
Data for any device (d) or elementary (e) colour:

$HIC^*_$

hue text for the colours of this page:

$H^*_ = G25B_$

triangle lightness T^*



ORS18a; adapted (a) CIELAB data

name	$L^*=L^*_a a^*_a$	b^*_a	$C^*_{ab,a}$	$h^*_{ab,a}$
R _{-,Ma}	47.9	65.3	50.5	82.6
Y _{-,Ma}	90.3	-10.2	91.7	92.3
G _{-,Ma}	50.9	-62.8	34.9	71.9
C _{-,Ma}	58.6	-30.3	-45.0	54.2
B _{-,Ma}	25.7	31.0	-44.4	54.2
M _{-,Ma}	48.1	75.2	-8.3	75.7
N _{-,Ma}	18.0	0.0	0.0	0.0
W _{-,Ma}	95.4	0.0	0.0	0.0
R _{-,CIE}	39.9	58.7	27.9	65.0
Y _{-,CIE}	81.2	-2.8	71.5	71.6
G _{-,CIE}	52.2	-42.4	13.6	44.5
B _{-,CIE}	30.5	1.4	-46.4	46.4

Data for maximum colour (Ma):

$LabCh^*_{-,Ma}$: 59 -50 -9 51 190

$HIC^*_{-,Ma}$: G25B_100_100_

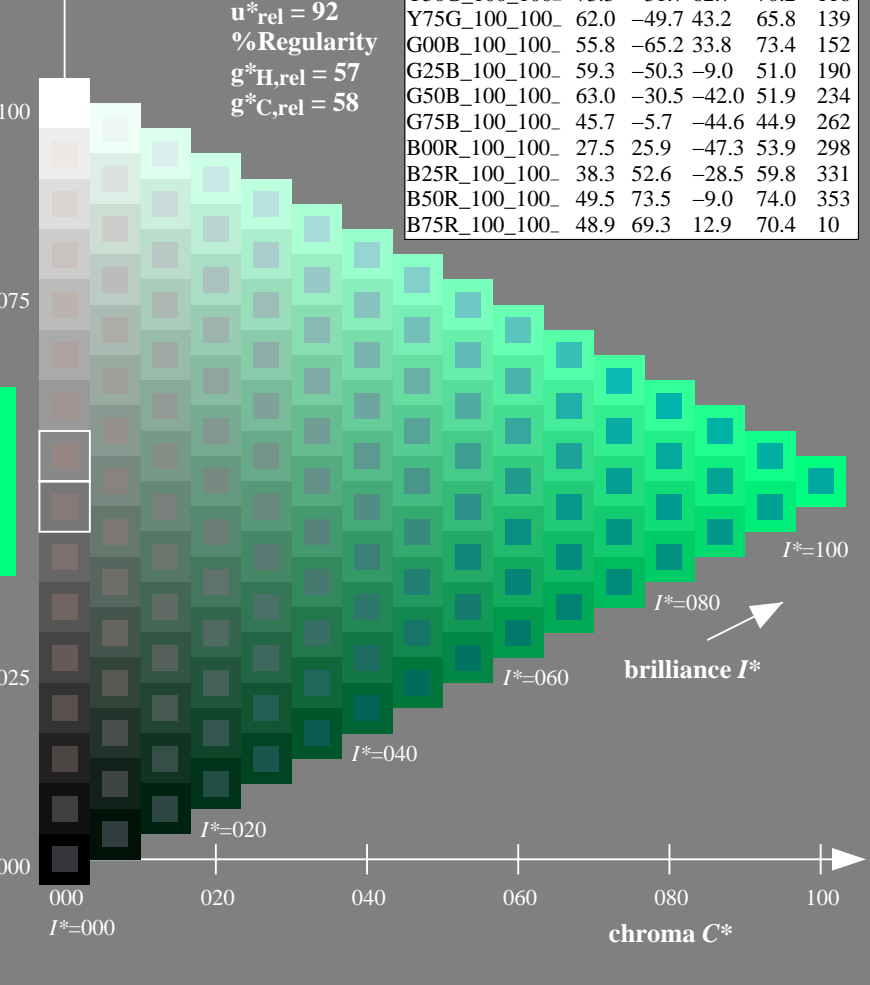

$rgbic^*_{-,Ma}$:

0.0 1.0 0.5 1.0 1.0

triangle lightness T^*

ORS20a; adapted (a) CIELAB data

$H^*_$	$L^*=L^*_a a^*_a$	b^*_a	$C^*_{ab,a}$	$h^*_{ab,a}$
R00Y_100_100_	48.4	66.1	40.2	77.3
R25Y_100_100_	56.8	48.0	50.5	69.6
R50Y_100_100_	68.6	25.0	63.9	68.6
R75Y_100_100_	80.6	4.8	77.2	77.3
Y00G_100_100_	90.2	-9.6	88.2	88.7
Y25G_100_100_	83.2	-18.4	79.9	81.9
Y50G_100_100_	73.3	-31.7	62.7	70.2
Y75G_100_100_	62.0	-49.7	43.2	65.8
G00B_100_100_	55.8	-65.2	33.8	73.4
G25B_100_100_	59.3	-50.3	-9.0	51.0
G50B_100_100_	63.0	-30.5	-42.0	51.9
G75B_100_100_	45.7	-5.7	-44.6	44.9
B00R_100_100_	27.5	25.9	-47.3	53.9
B25R_100_100_	38.3	52.6	-28.5	59.8
B50R_100_100_	49.5	73.5	-9.0	74.0
B75R_100_100_	48.9	69.3	12.9	70.4



%Gamut
 $u^*_{rel} = 92$
 %Regularity
 $g^*_{H,rel} = 57$
 $g^*_{C,rel} = 58$

see similar files: http://130.149.60.45/~farbmetrik/QE80/QE80L0FA.TXT /PS
technical information: http://www.ps.bam.de or http://130.149.60.45/~farbmetrik

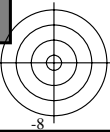
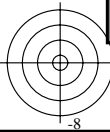
TUB registration: 20130201-QE80/QE80L0FA.TXT /PS
application for measurement of display output

TUB material: code=rh4ta

1-113030-L0 QE800-7N

TUB-test chart QE80; hue code: $H^*_ = G25B_$
Test chart according to DIN 33872, 3D=1, de=1, sRGB*

input: $rgb/cmyk \rightarrow rgb/cmyk$
output: no change



Input and Output: Television Luminous System TLS00a for relative CIELAB hue $h_{ab,a,rel} = h_{ab}/360 = 189/360 = 0.52$

$H^*_e = G25B_e$

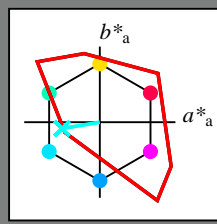
Data for any device (d) or elementary (e) colour:

HIC^*_e

hue text for the colours of this page:

$H^*_e = G25B_e$

triangle lightness T^*



TLS00a; adapted (a) CIELAB data

name	$L^*=L^*_a$	a^*_a	b^*_a	$C^*_{ab,a}$	$h^*_{ab,a}$
Re, Ma	50.9	78.3	37.3	86.7	25
Ye, Ma	83.7	-3.4	84.5	84.5	92
Ge, Ma	85.1	-64.6	20.7	67.9	162
Ce, Ma	79.0	-34.2	-25.7	42.8	216
Be, Ma	59.2	1.7	-56.6	56.6	271
Me, Ma	57.1	94.1	-57.4	110.3	328
Ne, Ma	0.0	0.0	0.0	0.0	0
We, Ma	95.4	0.0	0.0	0.0	0
Re, CIE	39.9	58.7	27.9	65.0	25
Ye, CIE	81.2	-2.8	71.5	71.6	92
Ge, CIE	52.2	-42.4	13.6	44.5	162
Be, CIE	30.5	1.4	-46.4	46.4	271

Data for maximum colour (Ma):

$LabCh^*_e, Ma: 86 -49 -8 50 189$

$HIC^*_e, Ma: G25B_{100_{100}_e}$

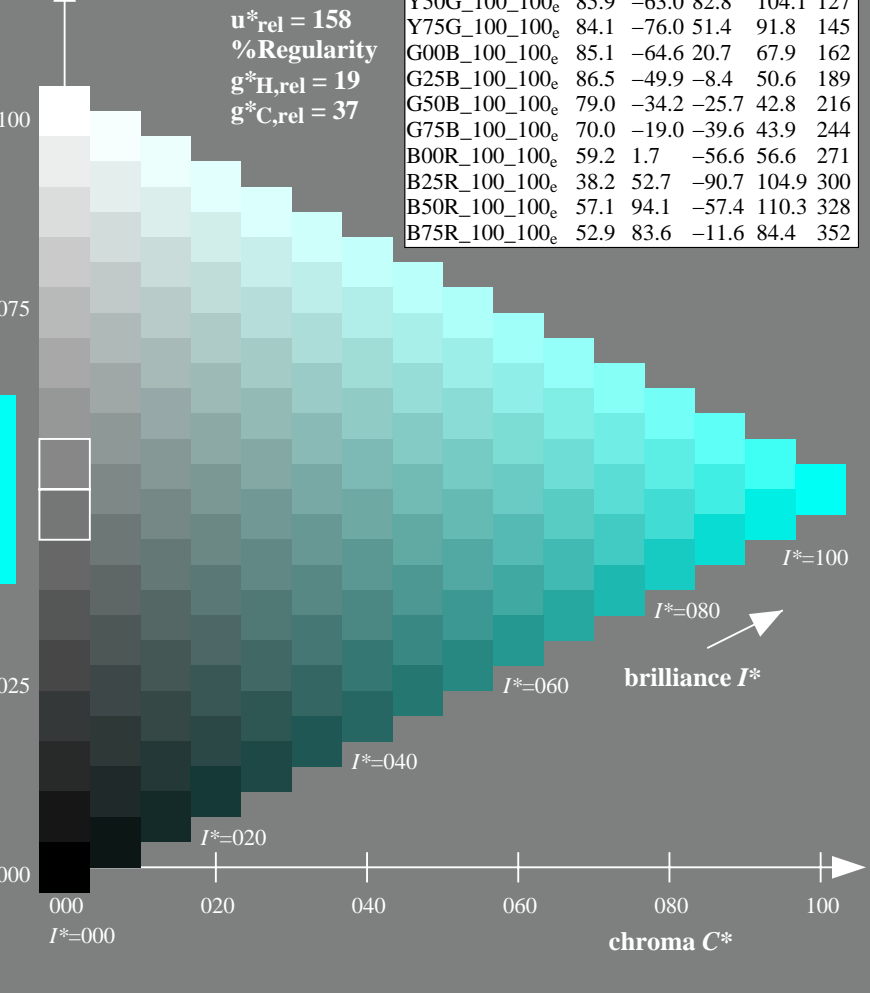
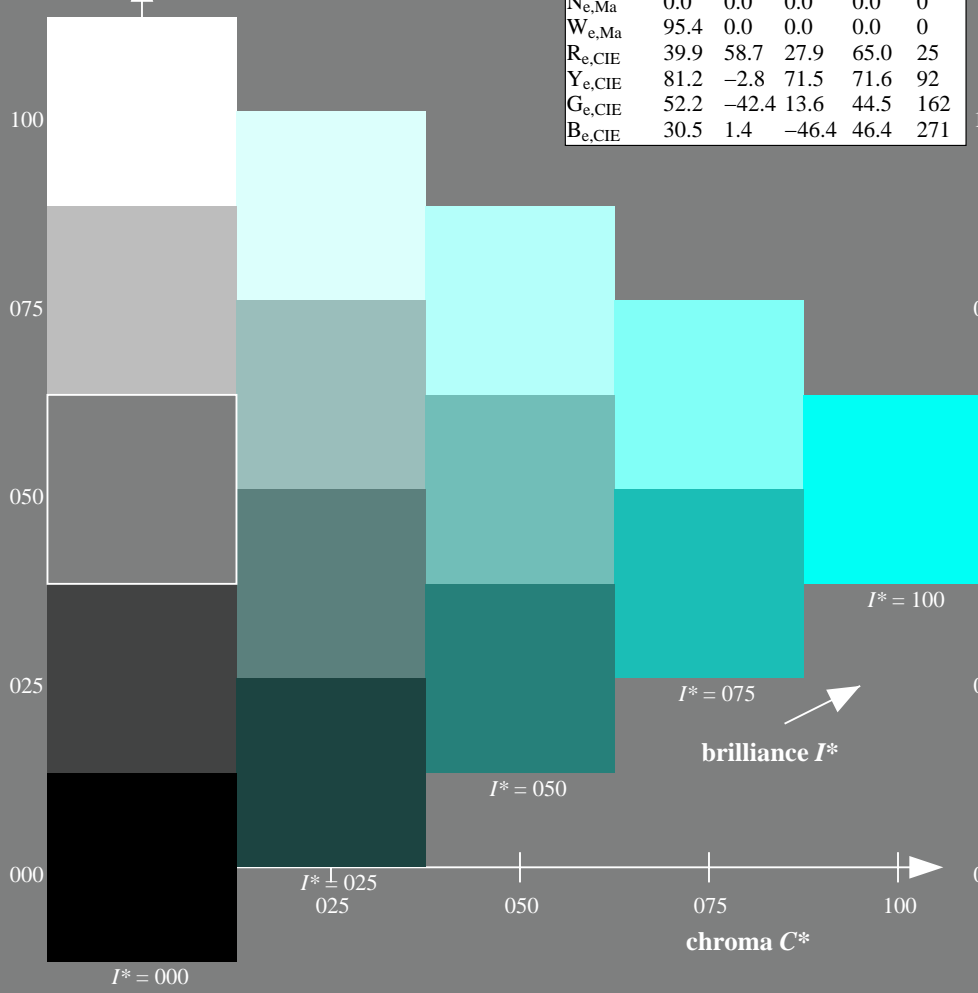
$rgbic^*_e, Ma:$

0.0 1.0 0.95 1.0 1.0

triangle lightness T^*

TLS00a; adapted (a) CIELAB data

H^*_e	$L^*=L^*_a$	a^*_a	b^*_a	$C^*_{ab,a}$	$h^*_{ab,a}$
R00Y_100_100_e	50.9	78.3	37.3	86.7	25
R25Y_100_100_e	51.3	74.4	64.8	98.7	41
R50Y_100_100_e	63.1	42.7	70.8	82.7	58
R75Y_100_100_e	73.5	18.3	77.7	79.8	76
Y00G_100_100_e	83.7	-3.4	84.5	84.5	92
Y25G_100_100_e	91.0	-29.9	88.9	93.8	108
Y50G_100_100_e	85.9	-63.0	82.8	104.1	127
Y75G_100_100_e	84.1	-76.0	51.4	91.8	145
G00B_100_100_e	85.1	-64.6	20.7	67.9	162
G25B_100_100_e	86.5	-49.9	-8.4	50.6	189
G50B_100_100_e	79.0	-34.2	-25.7	42.8	216
G75B_100_100_e	70.0	-19.0	-39.6	43.9	244
B00R_100_100_e	59.2	1.7	-56.6	56.6	271
B25R_100_100_e	38.2	52.7	-90.7	104.9	300
B50R_100_100_e	57.1	94.1	-57.4	110.3	328
B75R_100_100_e	52.9	83.6	-11.6	84.4	352



see similar files: <http://130.149.60.45/~farbmetrik/QE80/QE80L0FA.TXT> / .PS
technical information: <http://www.ps.bam.de> or <http://130.149.60.45/~farbmetrik>

TUB registration: 20130201-QE80/QE80L0FA.TXT /.PS
application for measurement of display output, no separation

TUB material: code=rh4ta

TUB-test chart QE80; hue code: $H^*_e=G25B_e$
Test chart according to DIN 33872, 3D=1, de=1, sRGB*

input: $rgb/cmyk \rightarrow rgb_{de}$
output: 3D-linearization to rgb^*_{de}

