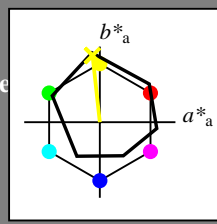


Entrada i salida: Offset Reflective System ORS18a for relative CIELAB hue $h_{ab,a,rel} = h_{ab}/360 = 96/360 = 0.26$

$H^*_ = Y00G_ -$

Datos del dispositivo (d) o elemental (e) color:

$HIC^*_ -$
código de tono para los colores
esta página:
 $H^*_ = Y00G_ -$
triángulo claridad T^*



ORS18a; datos adaptados CIELAB (a)

name	$L^*=L^*_a$	a^*_a	b^*_a	$C^*_{ab,a}$	$h^*_{ab,a}$
R ₋ ,Ma	47.9	65.3	50.5	82.6	37
Y ₋ ,Ma	90.3	-10.2	91.7	92.3	96
G ₋ ,Ma	50.9	-62.8	34.9	71.9	150
C ₋ ,Ma	58.6	-30.3	-45.0	54.2	236
B ₋ ,Ma	25.7	31.0	-44.4	54.2	305
M ₋ ,Ma	48.1	75.2	-8.3	75.7	353
N ₋ ,Ma	18.0	0.0	0.0	0.0	0
W ₋ ,Ma	95.4	0.0	0.0	0.0	0
R ₋ ,CIE	39.9	58.7	27.9	65.0	25
Y ₋ ,CIE	81.2	-2.8	71.5	71.6	92
G ₋ ,CIE	52.2	-42.4	13.6	44.5	162
B ₋ ,CIE	30.5	1.4	-46.4	46.4	271

Los datos de color máximo (Ma):

$LabCh^*_-,Ma: 90 -9 88 88 96$

$HIC^*_-,Ma: Y00G_ -100_ -100_ -$

$rgbic^*_-,Ma:$

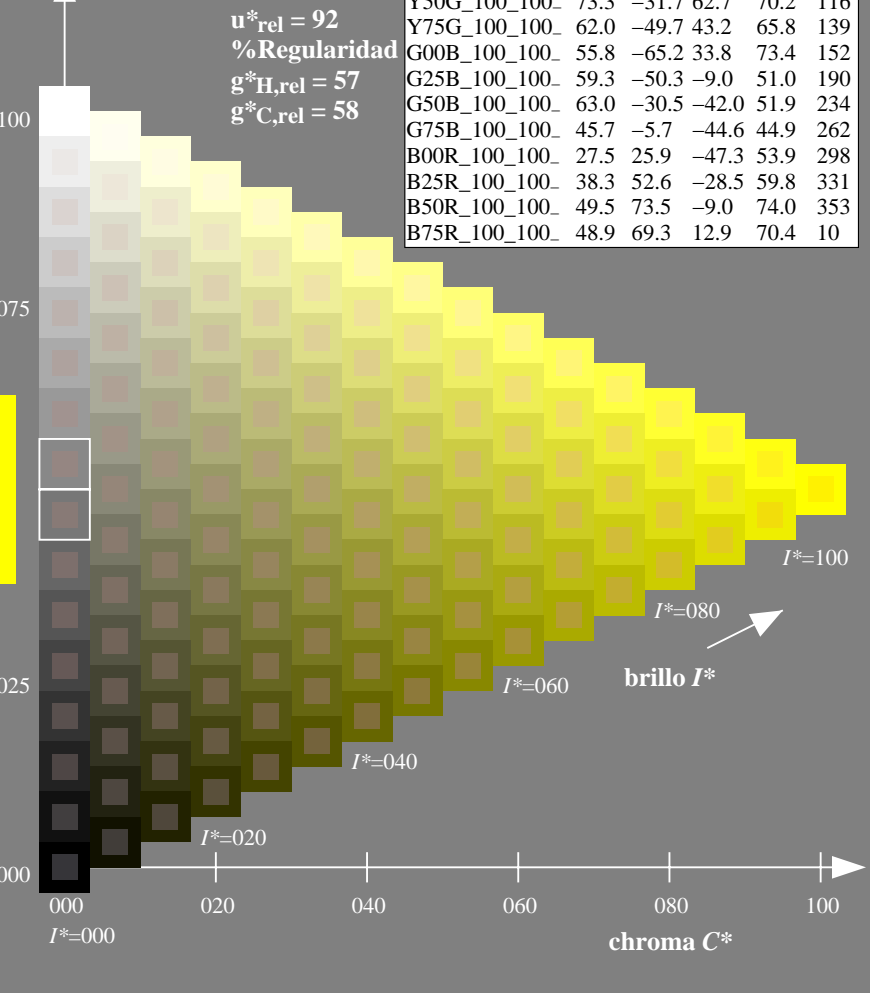
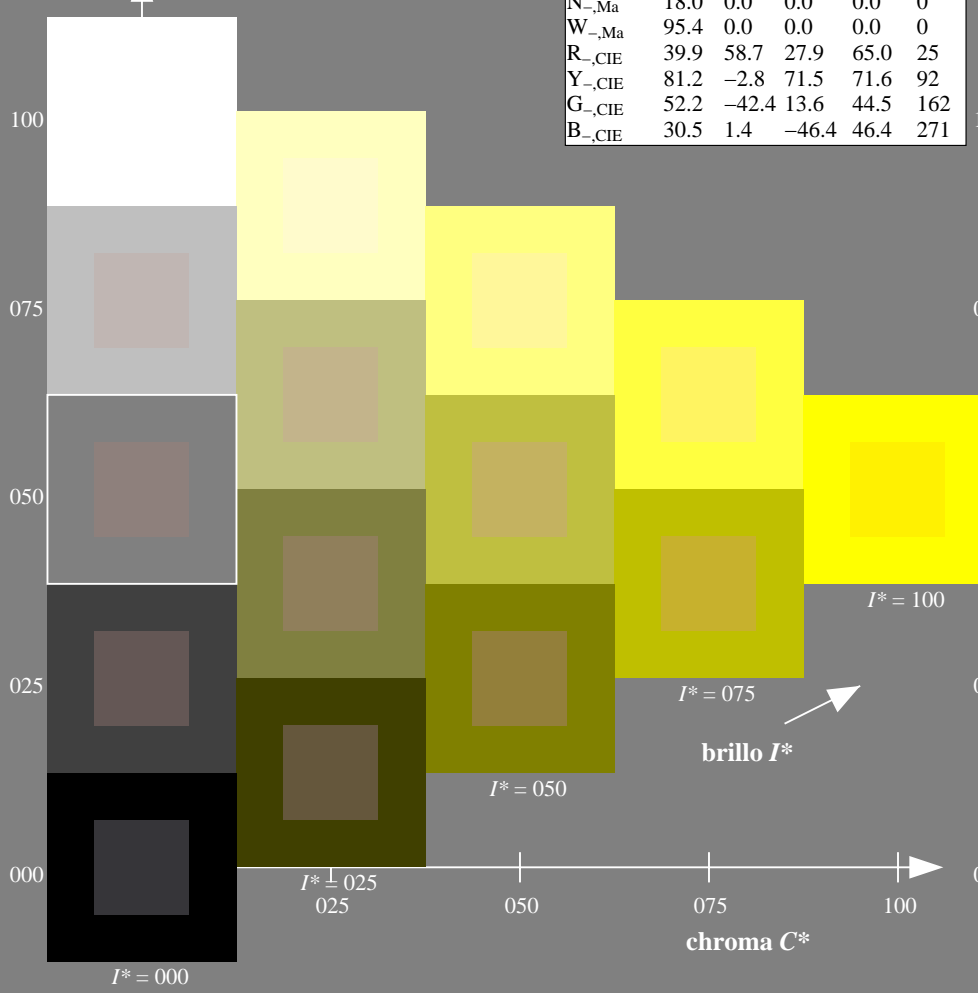
1.0 1.0 0.0 1.0 1.0

triángulo claridad T^*

%Gama
 $u^*_{rel} = 92$
%Regularidad
 $g^*_{H,rel} = 57$
 $g^*_{C,rel} = 58$

ORS20a; datos adaptados CIELAB (a)

$H^*_ -$	$L^*=L^*_a$	a^*_a	b^*_a	$C^*_{ab,a}$	$h^*_{ab,a}$
R00Y_100_100_	48.4	66.1	40.2	77.3	31
R25Y_100_100_	56.8	48.0	50.5	69.6	46
R50Y_100_100_	68.6	25.0	63.9	68.6	68
R75Y_100_100_	80.6	4.8	77.2	77.3	86
Y00G_100_100_	90.2	-9.6	88.2	88.7	96
Y25G_100_100_	83.2	-18.4	79.9	81.9	102
Y50G_100_100_	73.3	-31.7	62.7	70.2	116
Y75G_100_100_	62.0	-49.7	43.2	65.8	139
G00B_100_100_	55.8	-65.2	33.8	73.4	152
G25B_100_100_	59.3	-50.3	-9.0	51.0	190
G50B_100_100_	63.0	-30.5	-42.0	51.9	234
G75B_100_100_	45.7	-5.7	-44.6	44.9	262
B00R_100_100_	27.5	25.9	-47.3	53.9	298
B25R_100_100_	38.3	52.6	-28.5	59.8	331
B50R_100_100_	49.5	73.5	-9.0	74.0	353
B75R_100_100_	48.9	69.3	12.9	70.4	10



vea archivos semejantes: <http://130.149.60.45/~farbmetrik/QS36/QS36.HTM>
información técnica: <http://www.ps.bam.de> o <http://130.149.60.45/~farbmetrik>

TUB matrícula: 20130201-QS36/QS36L0FP.PDF /.PS
aplicación para la medida salida en la impresión offset

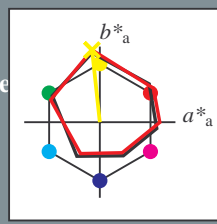
TUB material: code=rh4ta

Entrada i salida: Offset Reflective System ORS18a for relative CIELAB hue $h_{ab,a,rel} = h_{ab}/360 = 96/360 = 0.26$

$H^*_d = Y00G_d$

Datos del dispositivo (d) o elemental (e) color:

HIC^*_d
código de tono para los colores
esta página:
 $H^*_d = Y00G_d$
triángulo claridad T^*



ORS20a; datos adaptados CIELAB (a)

name	$L^*=L^*_a$	a^*_a	b^*_a	$C^*_{ab,a}$	$h^*_{ab,a}$
R _{d,Ma}	45.4	70.9	44.8	83.9	32
Y _{d,Ma}	87.8	-10.2	95.4	96.0	96
G _{d,Ma}	50.0	-65.0	29.6	71.4	155
C _{d,Ma}	56.8	-25.5	-41.5	48.7	238
B _{d,Ma}	25.0	29.5	-40.4	50.0	306
M _{d,Ma}	46.1	79.3	-0.2	79.3	359
N _{d,Ma}	24.3	0.0	0.0	0.0	0
W _{d,Ma}	95.6	0.0	0.0	0.0	0
R _{d,CIE}	39.9	58.7	27.9	65.0	25
Y _{d,CIE}	81.2	-2.8	71.5	71.6	92
G _{d,CIE}	52.2	-42.4	13.6	44.5	162
B _{d,CIE}	30.5	1.4	-46.4	46.4	271

Los datos de color máximo (Ma):

LabCh*_{d,Ma}: 87 -10 95 96 96

HIC^*_d,Ma : Y00G_100_100d

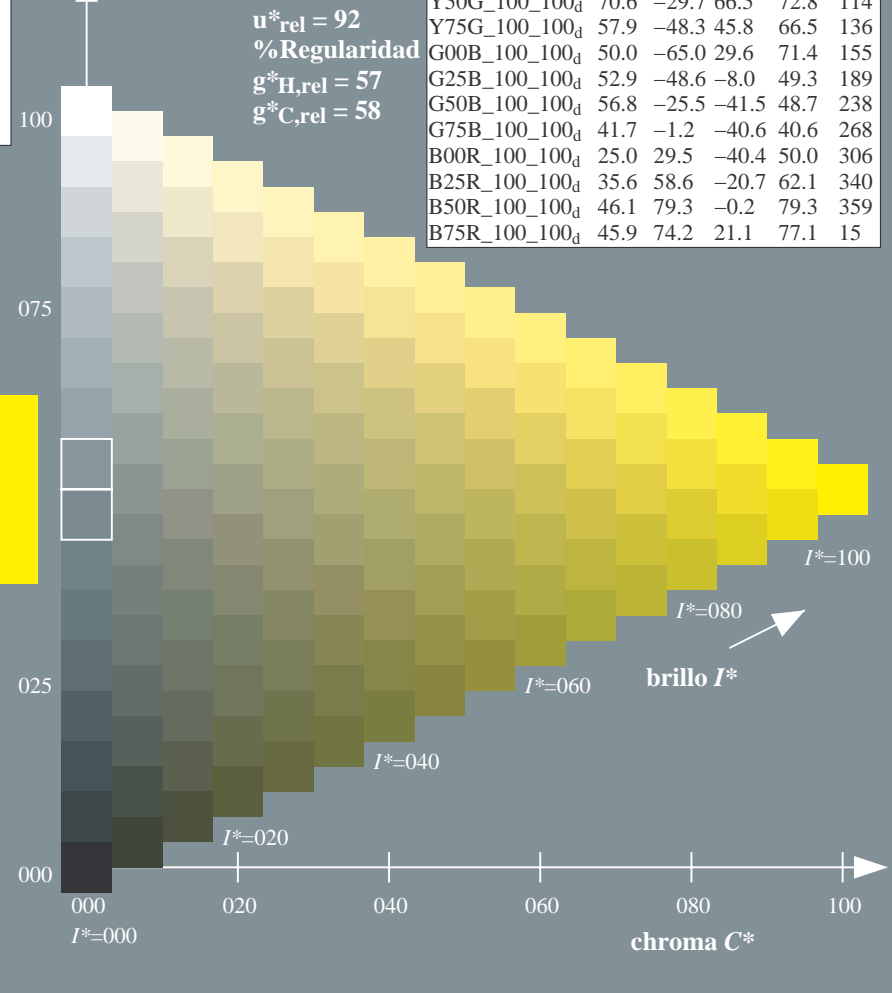
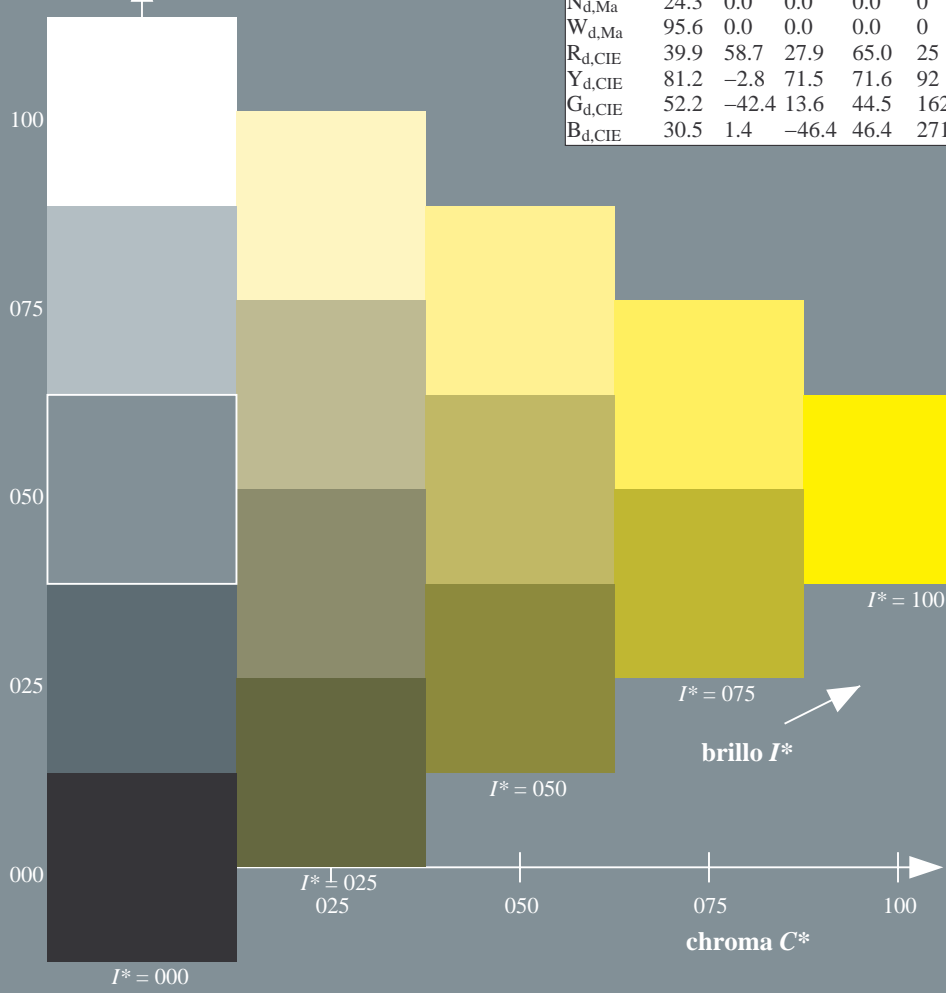
rgbic*_{d,Ma}:
1.0 1.0 0.0 1.0 1.0

triángulo claridad T^*

%Gama
 $u^*_{rel} = 92$
%Regularidad
 $g^*_{H,rel} = 57$
 $g^*_{C,rel} = 58$

ORS20a; datos adaptados CIELAB (a)

H^*_d	$L^*=L^*_a$	a^*_a	b^*_a	$C^*_{ab,a}$	$h^*_{ab,a}$
R00Y_100_100d	45.4	70.9	44.8	83.9	32
R25Y_100_100d	53.0	53.4	54.8	76.5	45
R50Y_100_100d	64.9	28.9	68.6	74.5	67
R75Y_100_100d	78.6	4.3	84.7	84.8	87
Y00G_100_100d	87.8	-10.2	95.4	96.0	96
Y25G_100_100d	81.2	-17.0	84.3	86.0	101
Y50G_100_100d	70.6	-29.7	66.5	72.8	114
Y75G_100_100d	57.9	-48.3	45.8	66.5	136
G00B_100_100d	50.0	-65.0	29.6	71.4	155
G25B_100_100d	52.9	-48.6	-8.0	49.3	189
G50B_100_100d	56.8	-25.5	-41.5	48.7	238
G75B_100_100d	41.7	-1.2	-40.6	40.6	268
B00R_100_100d	25.0	29.5	-40.4	50.0	306
B25R_100_100d	35.6	58.6	-20.7	62.1	340
B50R_100_100d	46.1	79.3	-0.2	79.3	359
B75R_100_100d	45.9	74.2	21.1	77.1	15



vea archivos semejantes: <http://130.149.60.45/~farbmetrik/QS36/QS36.HTM>
información técnica: <http://www.ps.bam.de> o <http://130.149.60.45/~farbmetrik>

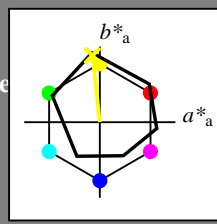
TUB matrícula: 20130201-QS36/QS36L0FP.PDF /.PS
aplicación para la medida salida en la impresión offset, separación cmy0* (CMY0)
TUB material: code=rh4ta

Entrada i salida: Offset Reflective System ORS18a for relative CIELAB hue $h_{ab,a,rel} = h_{ab}/360 = 96/360 = 0.26$

$H^*_ = Y00G_ -$

Datos del dispositivo (d) o elemental (e) color:

$HIC^*_ -$
código de tono para los colores
esta página:
 $H^*_ = Y00G_ -$
triángulo claridad $T^*_$



ORS18a; datos adaptados CIELAB (a)

name	$L^*=L^*_a$	a^*_a	b^*_a	$C^*_{ab,a}$	$h^*_{ab,a}$
R ₋ ,Ma	47.9	65.3	50.5	82.6	37
Y ₋ ,Ma	90.3	-10.2	91.7	92.3	96
G ₋ ,Ma	50.9	-62.8	34.9	71.9	150
C ₋ ,Ma	58.6	-30.3	-45.0	54.2	236
B ₋ ,Ma	25.7	31.0	-44.4	54.2	305
M ₋ ,Ma	48.1	75.2	-8.3	75.7	353
N ₋ ,Ma	18.0	0.0	0.0	0.0	0
W ₋ ,Ma	95.4	0.0	0.0	0.0	0
R ₋ ,CIE	39.9	58.7	27.9	65.0	25
Y ₋ ,CIE	81.2	-2.8	71.5	71.6	92
G ₋ ,CIE	52.2	-42.4	13.6	44.5	162
B ₋ ,CIE	30.5	1.4	-46.4	46.4	271

Los datos de color máximo (Ma):

$LabCh^*_{-,Ma}$: 90 -9 88 88 96

$HIC^*_{-,Ma}$: Y00G_100_100_

$rgbic^*_{-,Ma}$:

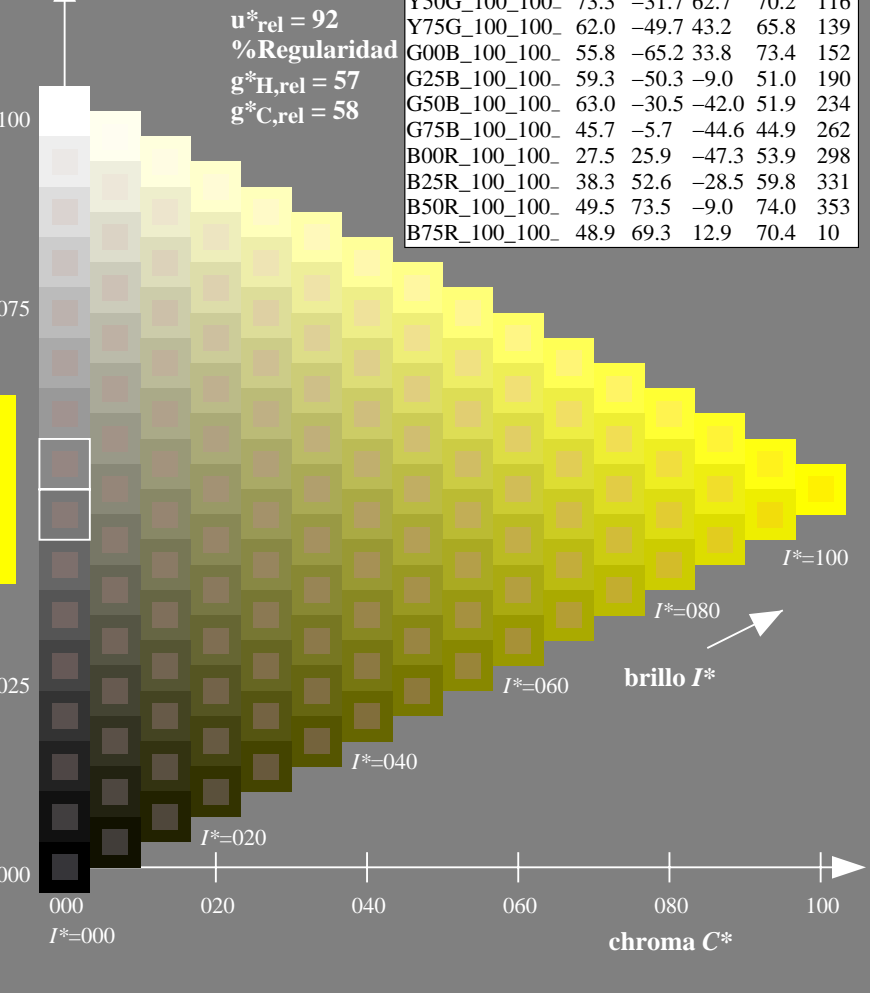
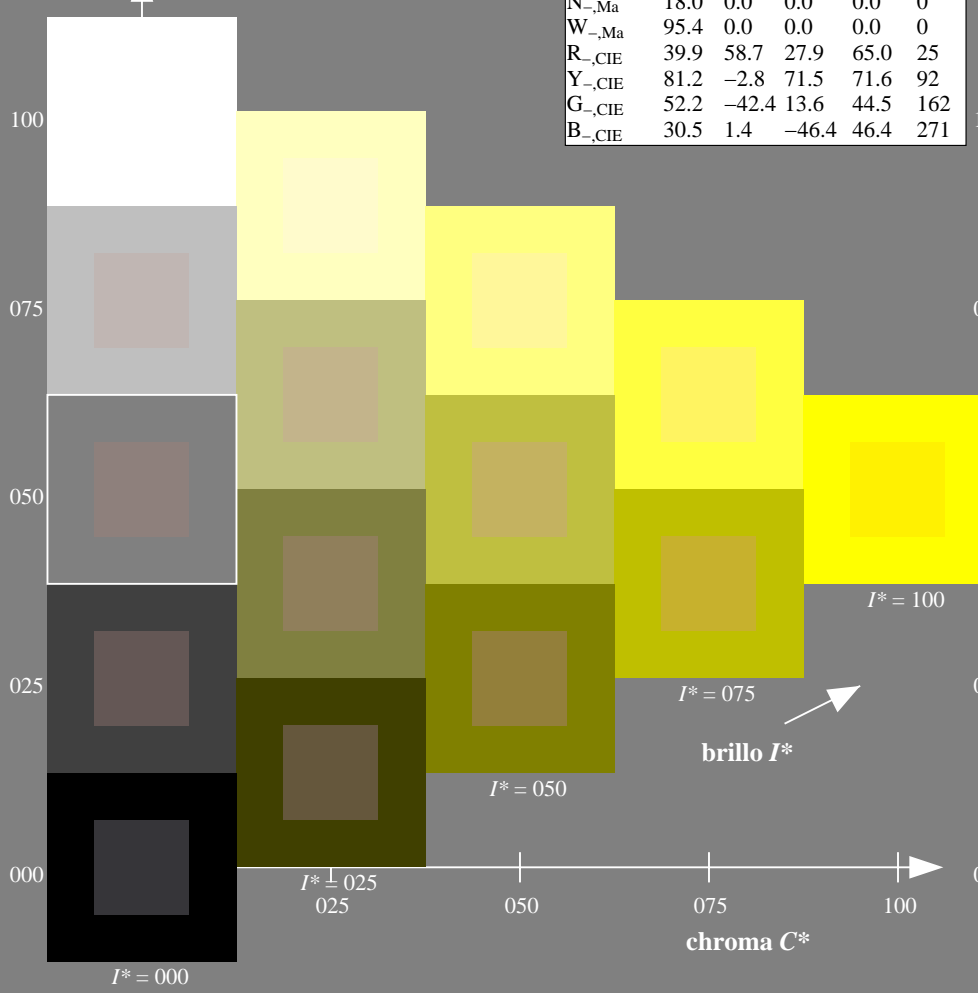
1.0 1.0 0.0 1.0 1.0

triángulo claridad $T^*_$

%Gama
 $u^*_{rel} = 92$
%Regularidad
 $g^*_{H,rel} = 57$
 $g^*_{C,rel} = 58$

ORS20a; datos adaptados CIELAB (a)

$H^*_ -$	$L^*=L^*_a$	a^*_a	b^*_a	$C^*_{ab,a}$	$h^*_{ab,a}$
R00Y_100_100_	48.4	66.1	40.2	77.3	31
R25Y_100_100_	56.8	48.0	50.5	69.6	46
R50Y_100_100_	68.6	25.0	63.9	68.6	68
R75Y_100_100_	80.6	4.8	77.2	77.3	86
Y00G_100_100_	90.2	-9.6	88.2	88.7	96
Y25G_100_100_	83.2	-18.4	79.9	81.9	102
Y50G_100_100_	73.3	-31.7	62.7	70.2	116
Y75G_100_100_	62.0	-49.7	43.2	65.8	139
G00B_100_100_	55.8	-65.2	33.8	73.4	152
G25B_100_100_	59.3	-50.3	-9.0	51.0	190
G50B_100_100_	63.0	-30.5	-42.0	51.9	234
G75B_100_100_	45.7	-5.7	-44.6	44.9	262
B00R_100_100_	27.5	25.9	-47.3	53.9	298
B25R_100_100_	38.3	52.6	-28.5	59.8	331
B50R_100_100_	49.5	73.5	-9.0	74.0	353
B75R_100_100_	48.9	69.3	12.9	70.4	10



vea archivos semejantes: <http://130.149.60.45/~farbmetrik/QS36/QS36.HTM>
información técnica: <http://www.ps.bam.de> o <http://130.149.60.45/~farbmetrik>

TUB matrícula: 20130201-QS36/QS36L0FP.PDF /.PS
aplicación para la medida salida en la impresión offset

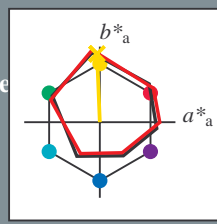
TUB material: code=rh4ta

Entrada i salida: Offset Reflective System ORS18a for relative CIELAB hue $h_{ab,a,rel} = h_{ab}/360 = 92/360 = 0.25$

$H^*_e = Y00G_e$

Datos del dispositivo (d) o elemental (e) color:

HIC^*_e
código de tono para los colores
esta página:
 $H^*_e = Y00G_e$
triángulo claridad T^*



ORS20a; datos adaptados CIELAB (a)

name	$L^*=L^*_a$	a^*_a	b^*_a	$C^*_{ab,a}$	$h^*_{ab,a}$
Re,Ma	45.6	72.2	34.4	80.0	25
Ye,Ma	83.6	-3.6	90.4	90.4	92
Ge,Ma	50.6	-62.1	19.9	65.2	162
Ce,Ma	55.0	-36.2	-27.2	45.3	216
Be,Ma	40.2	1.2	-40.6	40.6	271
Me,Ma	31.1	47.7	-29.1	55.9	328
Ne,Ma	24.3	0.0	0.0	0.0	0
We,Ma	95.6	0.0	0.0	0.0	0
Re,CIE	39.9	58.7	27.9	65.0	25
Ye,CIE	81.2	-2.8	71.5	71.6	92
Ge,CIE	52.2	-42.4	13.6	44.5	162
Ce,CIE	30.5	1.4	-46.4	46.4	271

Los datos de color máximo (Ma):

$LabCh^*_{e, Ma}$: 83 -3 90 90 92

$HIC^*_{e, Ma}$: Y00G_100_100_e

$rgbic^*_{e, Ma}$:

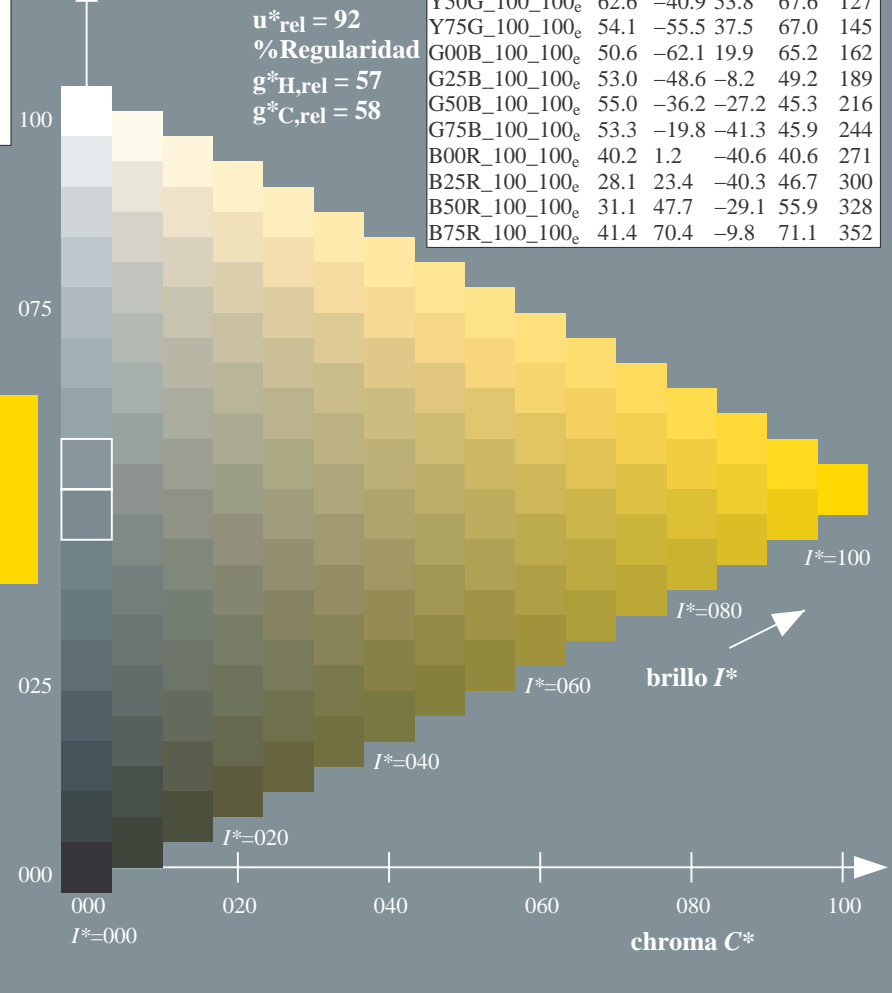
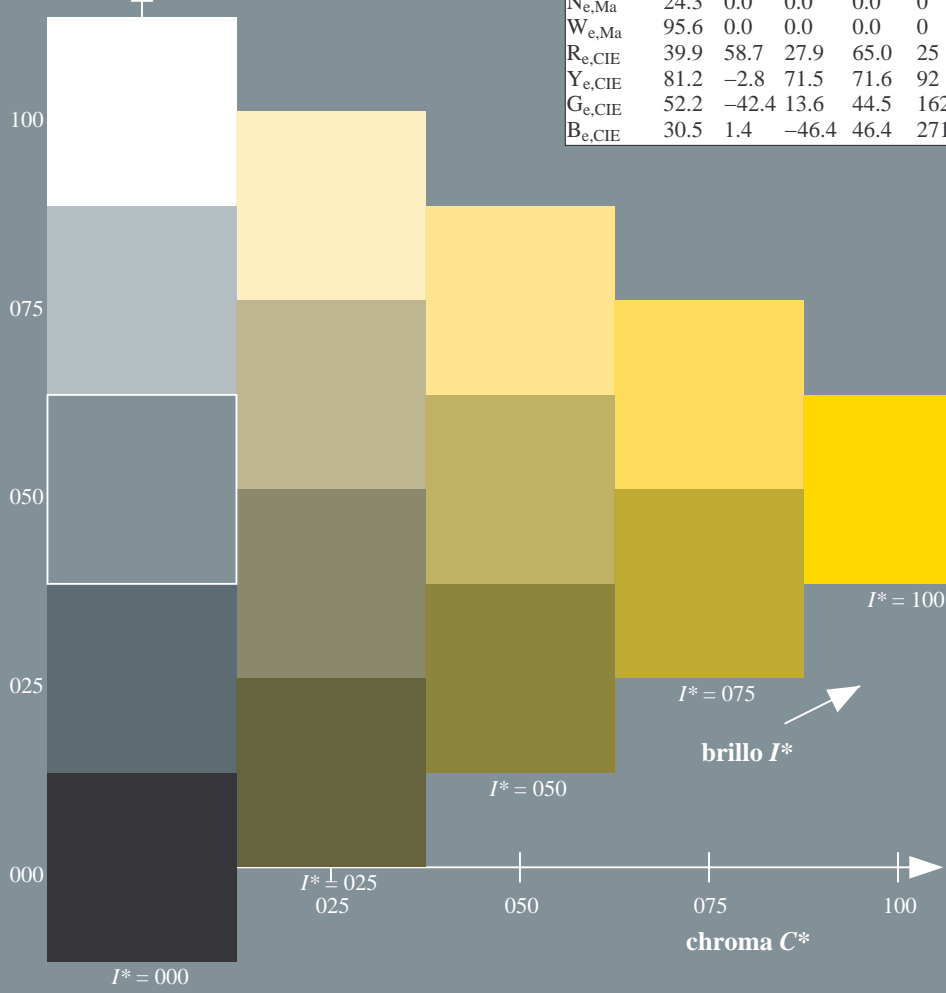
1.0 0.87 0.0 1.0 1.0

triángulo claridad T^*

%Gama
 $u^*_{rel} = 92$
%Regularidad
 $g^*_{H,rel} = 57$
 $g^*_{C,rel} = 58$

ORS20a; datos adaptados CIELAB (a)

H^*_e	$L^*=L^*_a$	a^*_a	b^*_a	$C^*_{ab,a}$	$h^*_{ab,a}$
R00Y_100_100_e	45.6	72.2	34.4	80.0	25
R25Y_100_100_e	50.5	59.2	51.6	78.6	41
R50Y_100_100_e	60.2	38.2	63.4	74.1	58
R75Y_100_100_e	70.9	17.9	75.9	77.9	76
Y00G_100_100_e	83.6	-3.6	90.4	90.4	92
Y25G_100_100_e	74.5	-25.0	74.3	78.4	108
Y50G_100_100_e	62.6	-40.9	53.8	67.6	127
Y75G_100_100_e	54.1	-55.5	37.5	67.0	145
G00B_100_100_e	50.6	-62.1	19.9	65.2	162
G25B_100_100_e	53.0	-48.6	-8.2	49.2	189
G50B_100_100_e	55.0	-36.2	-27.2	45.3	216
G75B_100_100_e	53.3	-19.8	-41.3	45.9	244
B00R_100_100_e	40.2	1.2	-40.6	40.6	271
B25R_100_100_e	28.1	23.4	-40.3	46.7	300
B50R_100_100_e	31.1	47.7	-29.1	55.9	328
B75R_100_100_e	41.4	70.4	-9.8	71.1	352



vea archivos semejantes: <http://130.149.60.45/~farbmetrik/QS36/QS36.HTM>
información técnica: <http://www.ps.bam.de> o <http://130.149.60.45/~farbmetrik>

TUB matrícula: 20130201-QS36/QS36L0FP.PDF /.PS
aplicación para la medida salida en la impresión offset, separación cmy0* (CMY0)
TUB material: code=rh4ta

gráfico TUB-QS36; código de tono: $H^*_e = Y00G_e$
gráfico según a DIN 33872, 3D=1, de=1, $cmy0^*$

entrada: $rgb/cmyk \rightarrow rgb_{de}$
salida: 3D-linealización a $cmy0^*_{de}$

