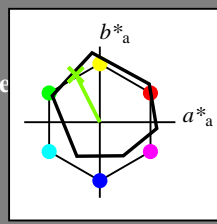


Entrada i salida: Offset Reflective System ORS18a for relative CIELAB hue $h_{ab,a,rel} = h_{ab}/360 = 116/360 = 0.32$

$H^*_ = Y50G_$

Datos del dispositivo (d) o elemental (e) color:

$HIC^*_$
código de tono para los colores
esta página:
 $H^*_ = Y50G_$
triángulo claridad T^*



ORS18a; datos adaptados CIELAB (a)

name	$L^*=L^*_a a^*_a$	b^*_a	$C^*_{ab,a}$	$h^*_{ab,a}$
R _{-,Ma}	47.9	65.3	50.5	82.6
Y _{-,Ma}	90.3	-10.2	91.7	92.3
G _{-,Ma}	50.9	-62.8	34.9	71.9
C _{-,Ma}	58.6	-30.3	-45.0	54.2
B _{-,Ma}	25.7	31.0	-44.4	54.2
M _{-,Ma}	48.1	75.2	-8.3	75.7
N _{-,Ma}	18.0	0.0	0.0	0.0
W _{-,Ma}	95.4	0.0	0.0	0.0
R _{-,CIE}	39.9	58.7	27.9	65.0
Y _{-,CIE}	81.2	-2.8	71.5	71.6
G _{-,CIE}	52.2	-42.4	13.6	44.5
B _{-,CIE}	30.5	1.4	-46.4	46.4

Los datos de color máximo (Ma):

$LabCh^*_{-,Ma}$: 73 -31 62 70 116

$HIC^*_{-,Ma}$: Y50G_100_100_

$rgbic^*_{-,Ma}$:

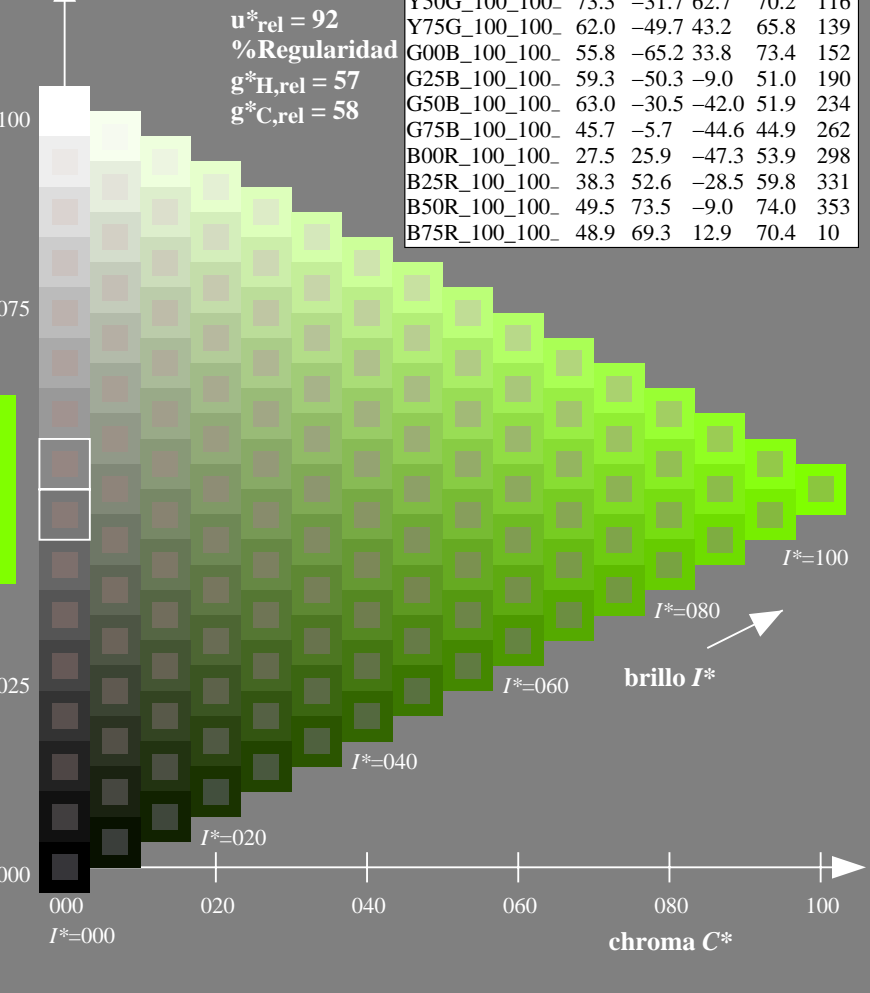
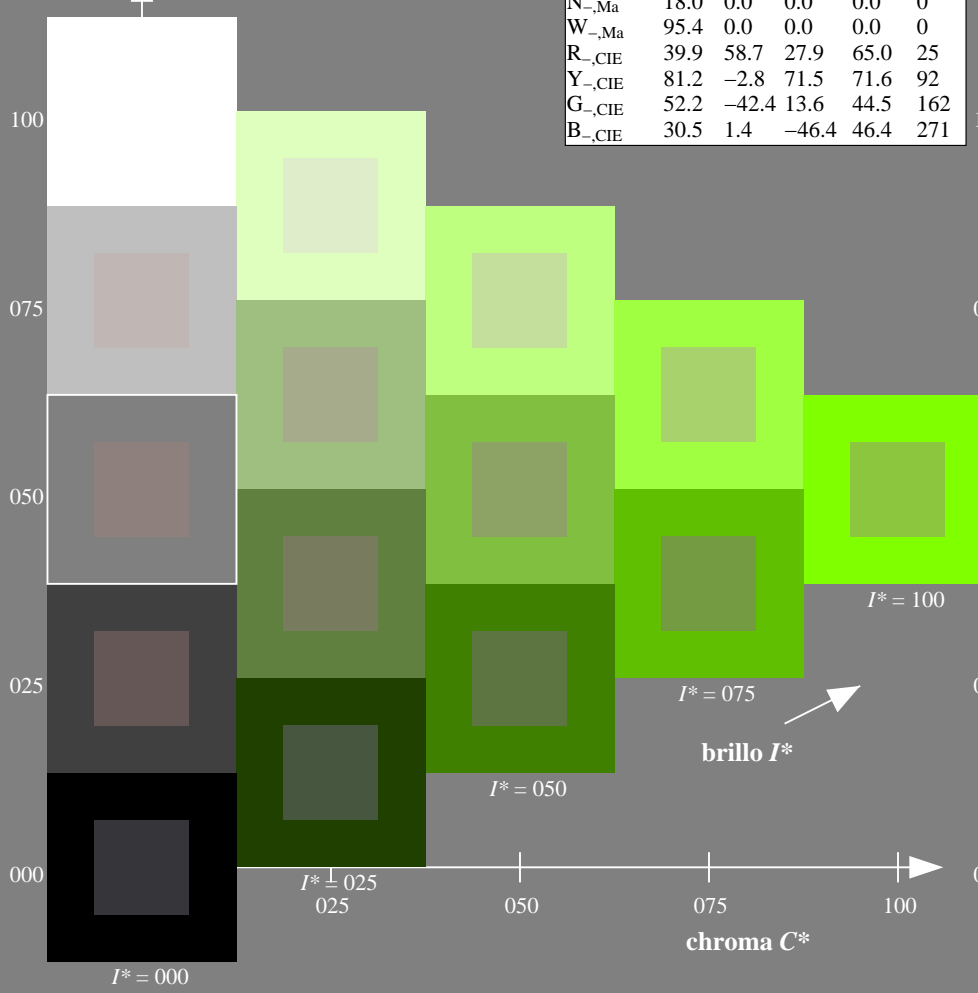
0.5 1.0 0.0 1.0 1.0

triángulo claridad T^*

%Gama
 $u^*_{rel} = 92$
%Regularidad
 $g^*_{H,rel} = 57$
 $g^*_{C,rel} = 58$

ORS20a; datos adaptados CIELAB (a)

$H^*_$	$L^*=L^*_a a^*_a$	b^*_a	$C^*_{ab,a}$	$h^*_{ab,a}$
R00Y_100_100_	48.4	66.1	40.2	77.3
R25Y_100_100_	56.8	48.0	50.5	69.6
R50Y_100_100_	68.6	25.0	63.9	68.6
R75Y_100_100_	80.6	4.8	77.2	77.3
Y00G_100_100_	90.2	-9.6	88.2	88.7
Y25G_100_100_	83.2	-18.4	79.9	81.9
Y50G_100_100_	73.3	-31.7	62.7	70.2
Y75G_100_100_	62.0	-49.7	43.2	65.8
G00B_100_100_	55.8	-65.2	33.8	73.4
G25B_100_100_	59.3	-50.3	-9.0	51.0
G50B_100_100_	63.0	-30.5	-42.0	51.9
G75B_100_100_	45.7	-5.7	-44.6	44.9
B00R_100_100_	27.5	25.9	-47.3	53.9
B25R_100_100_	38.3	52.6	-28.5	59.8
B50R_100_100_	49.5	73.5	-9.0	74.0
B75R_100_100_	48.9	69.3	12.9	70.4



vea archivos semejantes: <http://130.149.60.45/~farbmetrik/QS53/QS53.HTM>
información técnica: <http://www.ps.bam.de> o <http://130.149.60.45/~farbmetrik>

TUB matrícula: 20130201-QS53/QS53L0FP.PDF /.PS
aplicación para la medida salida en la impresión offset

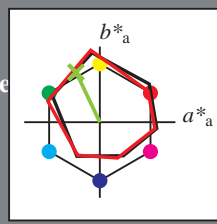
TUB material: code=rh4ta

Entrada i salida: Offset Reflective System ORS18a for relative CIELAB hue $h_{ab,a,rel} = h_{ab}/360 = 115/360 = 0.32$

$H^*_d = Y50G_d$

Datos del dispositivo (d) o elemental (e) color:

HIC^*_d
código de tono para los colores
esta página:
 $H^*_d = Y50G_d$
triángulo claridad T^*



ORS20a; datos adaptados CIELAB (a)

name	$L^*=L^*_a$	a^*_a	b^*_a	$C^*_{ab,a}$	$h^*_{ab,a}$
R _{d, Ma}	47.3	63.8	41.2	76.0	32
Y _{d, Ma}	88.3	-11.9	95.1	95.8	97
G _{d, Ma}	51.9	-68.8	28.1	74.3	157
C _{d, Ma}	58.3	-29.2	-43.7	52.6	236
B _{d, Ma}	25.3	23.5	-47.3	52.8	296
M _{d, Ma}	48.2	72.8	-8.5	73.3	353
N _{d, Ma}	17.7	0.0	0.0	0.0	0
W _{d, Ma}	95.4	0.0	0.0	0.0	0
R _{d, CIE}	39.9	58.7	27.9	65.0	25
Y _{d, CIE}	81.2	-2.8	71.5	71.6	92
G _{d, CIE}	52.2	-42.4	13.6	44.5	162
B _{d, CIE}	30.5	1.4	-46.4	46.4	271

Los datos de color máximo (Ma):

$LabCh^*_{d, Ma}$: 72 -31 66 73 115

$HIC^*_{d, Ma}$: Y50G_100_100d

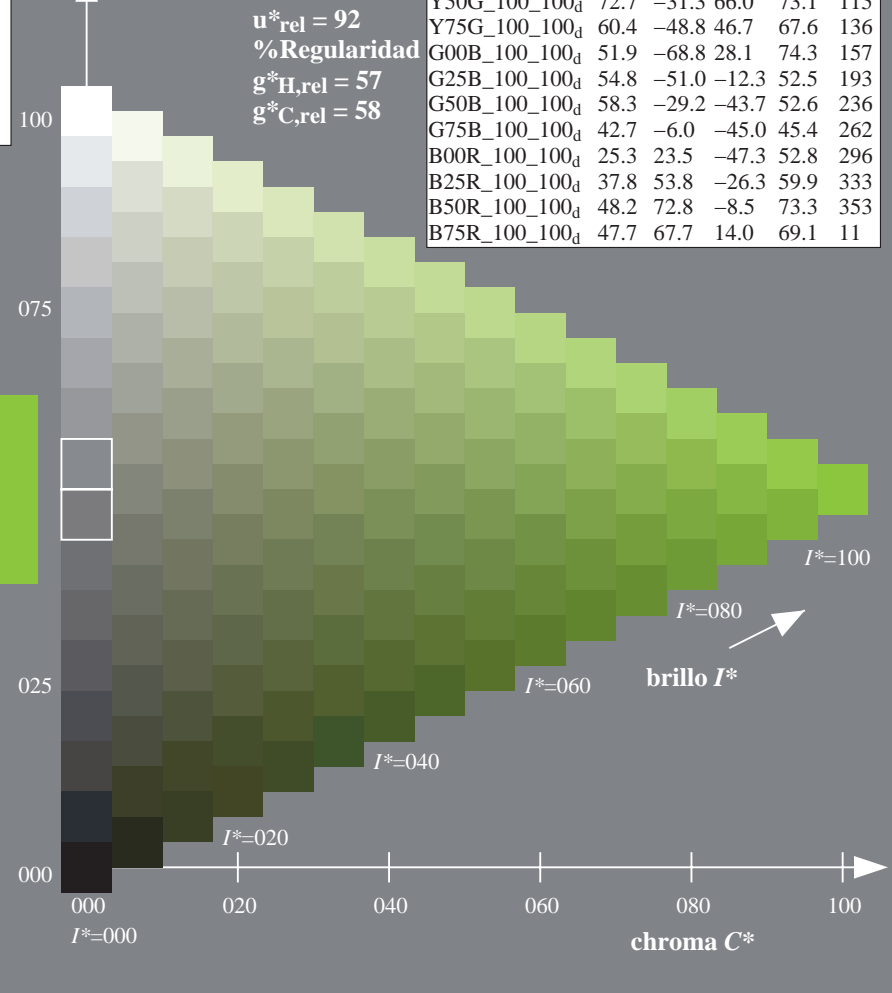
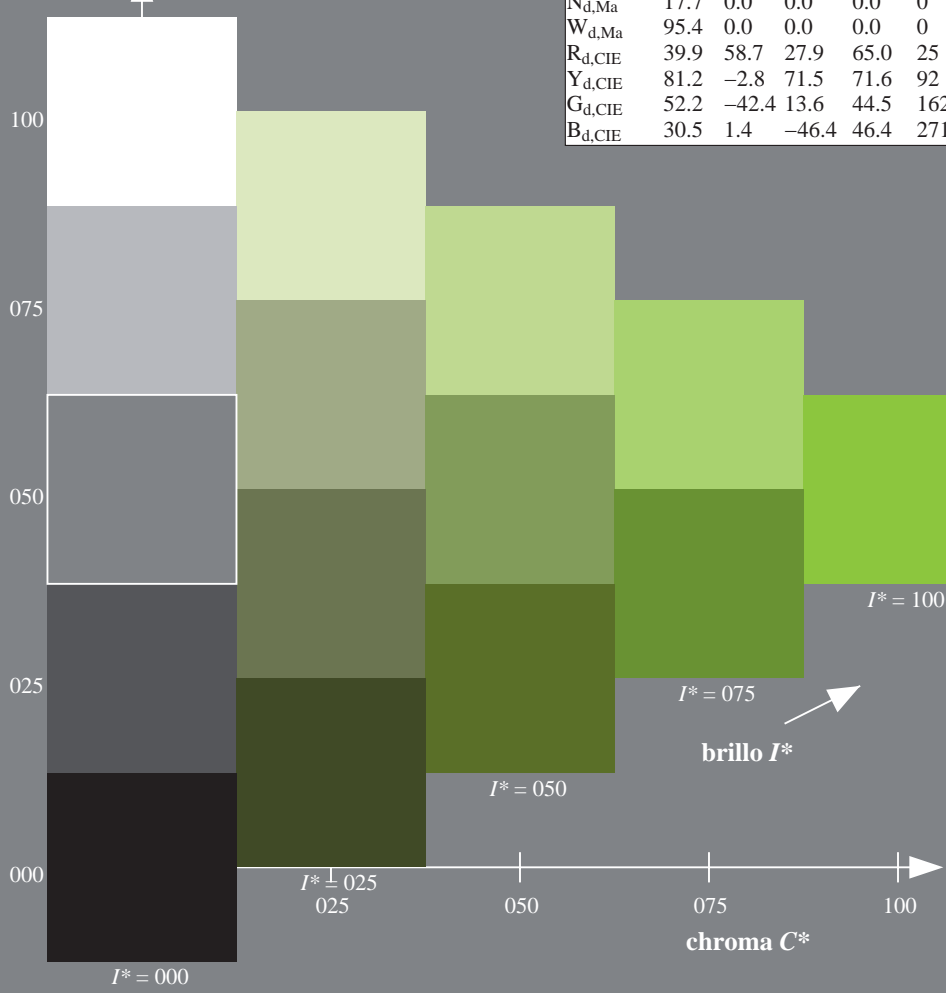
$rgbic^*_{d, Ma}$:
0.5 1.0 0.0 1.0 1.0

triángulo claridad T^*

%Gama
 $u^*_{rel} = 92$
%Regularidad
 $g^*_{H, rel} = 57$
 $g^*_{C, rel} = 58$

ORS20a; datos adaptados CIELAB (a)

H^*_d	$L^*=L^*_a$	a^*_a	b^*_a	$C^*_{ab,a}$	$h^*_{ab,a}$
R00Y_100_100 _d	47.3	63.8	41.2	76.0	32
R25Y_100_100 _d	55.3	45.8	52.2	69.5	48
R50Y_100_100 _d	67.2	22.6	67.6	71.2	71
R75Y_100_100 _d	79.9	1.0	83.9	83.9	89
Y00G_100_100 _d	88.3	-11.9	95.1	95.8	97
Y25G_100_100 _d	83.3	-19.2	83.7	85.9	102
Y50G_100_100 _d	72.7	-31.3	66.0	73.1	115
Y75G_100_100 _d	60.4	-48.8	46.7	67.6	136
G00B_100_100 _d	51.9	-68.8	28.1	74.3	157
G25B_100_100 _d	54.8	-51.0	-12.3	52.5	193
G50B_100_100 _d	58.3	-29.2	-43.7	52.6	236
G75B_100_100 _d	42.7	-6.0	-45.0	45.4	262
B00R_100_100 _d	25.3	23.5	-47.3	52.8	296
B25R_100_100 _d	37.8	53.8	-26.3	59.9	333
B50R_100_100 _d	48.2	72.8	-8.5	73.3	353
B75R_100_100 _d	47.7	67.7	14.0	69.1	11



vea archivos semejantes: <http://130.149.60.45/~farbmetrik/QS53/QS53.HTM>
información técnica: <http://www.ps.bam.de> o <http://130.149.60.45/~farbmetrik>

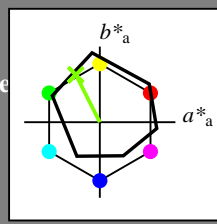
TUB matrícula: 20130201-QS53/QS53L0FP.PDF /.PS
aplicación para la medida salida en la impresión offset, separación cmy₆* (CMYK)
TUB material: code=rh4ta

Entrada i salida: Offset Reflective System ORS18a for relative CIELAB hue $h_{ab,a,rel} = h_{ab}/360 = 116/360 = 0.32$

$H^*_ = Y50G_$

Datos del dispositivo (d) o elemental (e) color:

$HIC^*_$
código de tono para los colores
esta página:
 $H^*_ = Y50G_$
triángulo claridad T^*



ORS18a; datos adaptados CIELAB (a)

name	$L^*=L^*_a a^*_a$	b^*_a	$C^*_{ab,a}$	$h^*_{ab,a}$
R _{-,Ma}	47.9	65.3	50.5	82.6
Y _{-,Ma}	90.3	-10.2	91.7	92.3
G _{-,Ma}	50.9	-62.8	34.9	71.9
C _{-,Ma}	58.6	-30.3	-45.0	54.2
B _{-,Ma}	25.7	31.0	-44.4	54.2
M _{-,Ma}	48.1	75.2	-8.3	75.7
N _{-,Ma}	18.0	0.0	0.0	0.0
W _{-,Ma}	95.4	0.0	0.0	0.0
R _{-,CIE}	39.9	58.7	27.9	65.0
Y _{-,CIE}	81.2	-2.8	71.5	71.6
G _{-,CIE}	52.2	-42.4	13.6	44.5
B _{-,CIE}	30.5	1.4	-46.4	46.4

Los datos de color máximo (Ma):

$LabCh^*_{-,Ma}$: 73 -31 62 70 116

$HIC^*_{-,Ma}$: Y50G_100_100_

$rgbic^*_{-,Ma}$:

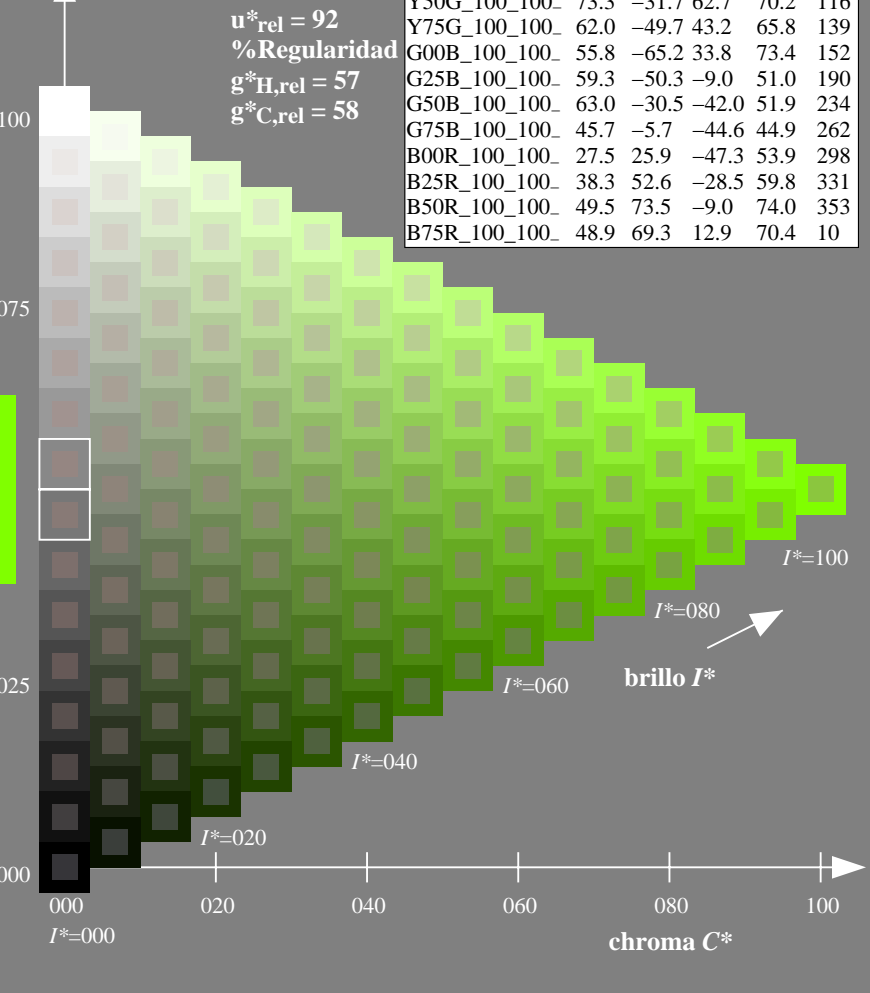
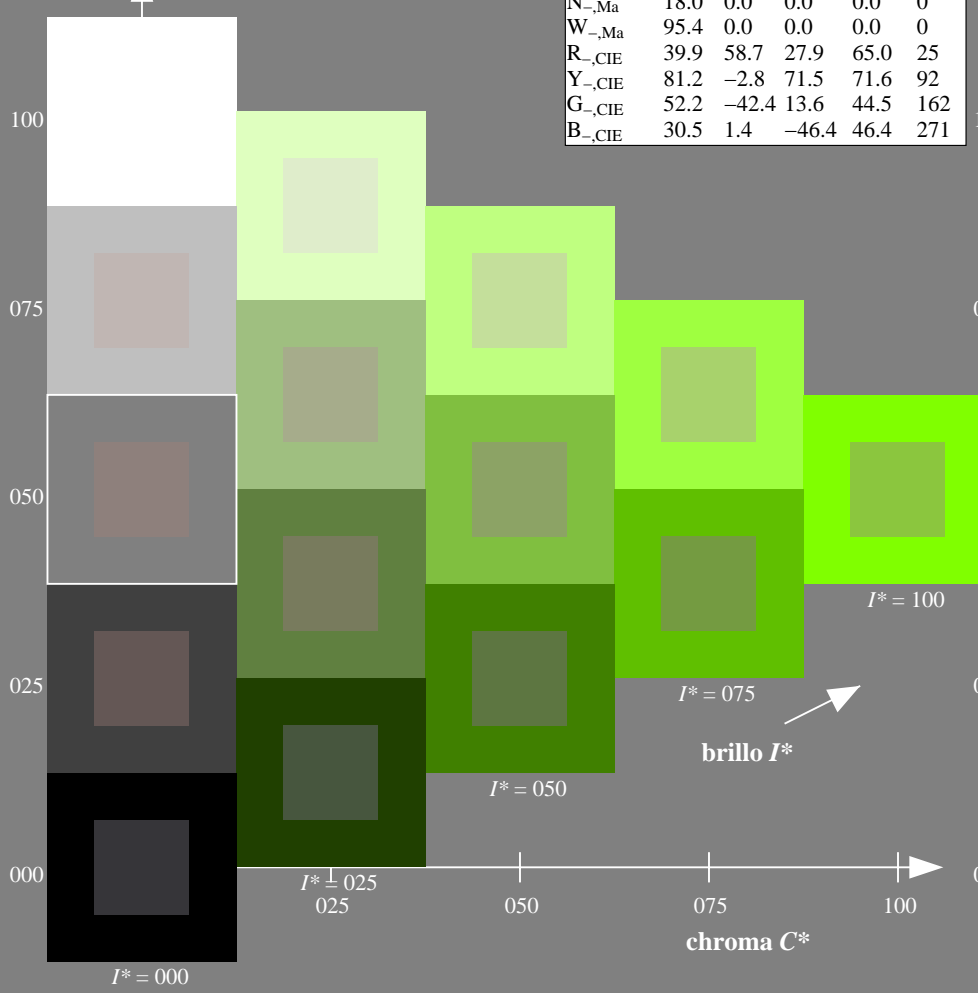
0.5 1.0 0.0 1.0 1.0

triángulo claridad T^*

%Gama
 $u^*_{rel} = 92$
%Regularidad
 $g^*_{H,rel} = 57$
 $g^*_{C,rel} = 58$

ORS20a; datos adaptados CIELAB (a)

$H^*_$	$L^*=L^*_a a^*_a$	b^*_a	$C^*_{ab,a}$	$h^*_{ab,a}$
R00Y_100_100_	48.4	66.1	40.2	77.3
R25Y_100_100_	56.8	48.0	50.5	69.6
R50Y_100_100_	68.6	25.0	63.9	68.6
R75Y_100_100_	80.6	4.8	77.2	77.3
Y00G_100_100_	90.2	-9.6	88.2	88.7
Y25G_100_100_	83.2	-18.4	79.9	81.9
Y50G_100_100_	73.3	-31.7	62.7	70.2
Y75G_100_100_	62.0	-49.7	43.2	65.8
G00B_100_100_	55.8	-65.2	33.8	73.4
G25B_100_100_	59.3	-50.3	-9.0	51.0
G50B_100_100_	63.0	-30.5	-42.0	51.9
G75B_100_100_	45.7	-5.7	-44.6	44.9
B00R_100_100_	27.5	25.9	-47.3	53.9
B25R_100_100_	38.3	52.6	-28.5	59.8
B50R_100_100_	49.5	73.5	-9.0	74.0
B75R_100_100_	48.9	69.3	12.9	70.4



vea archivos semejantes: <http://130.149.60.45/~farbmetrik/QS53/QS53.HTM>
información técnica: <http://www.ps.bam.de> o <http://130.149.60.45/~farbmetrik>

TUB matrícula: 20130201-QS53/QS53L0FP.PDF /.PS
aplicación para la medida salida en la impresión offset

TUB material: code=rh4ta

Entrada i salida: Offset Reflective System ORS18a for relative CIELAB hue $h_{ab,a,rel} = h_{ab}/360 = 127/360 = 0.35$

$H^*_e = Y50G_e$

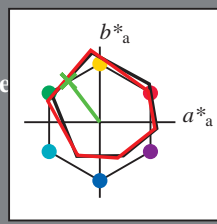
Datos del dispositivo (d) o elemental (e) color:

HIC^*_e

código de tono para los colores esta página:

$H^*_e = Y50G_e$

triángulo claridad T^*



ORS20a; datos adaptados CIELAB (a)

name	$L^*=L^*_a$	a^*_a	b^*_a	$C^*_{ab,a}$	$h^*_{ab,a}$
Re,Ma	47.6	64.9	30.9	71.9	25
Ye,Ma	82.9	-3.5	87.8	87.9	92
Ge,Ma	52.4	-67.1	21.5	70.5	162
Ce,Ma	56.6	-39.7	-29.9	49.8	216
Be,Ma	37.9	1.3	-45.4	45.4	271
Me,Ma	34.8	49.2	-30.0	57.7	328
Ne,Ma	17.7	0.0	0.0	0.0	0
We,Ma	95.4	0.0	0.0	0.0	0
Re,CIE	39.9	58.7	27.9	65.0	25
Ye,CIE	81.2	-2.8	71.5	71.6	92
Ge,CIE	52.2	-42.4	13.6	44.5	162
Be,CIE	30.5	1.4	-46.4	46.4	271

Los datos de color máximo (Ma):

$LabCh^*_{e, Ma}$: 65 -41 54 68 127

$HIC^*_{e, Ma}$: Y50G_100_100_e

$rgbic^*_{e, Ma}$:

0.32 1.0 0.0 1.0 1.0

triángulo claridad T^*

%Gama

$u^*_{rel} = 92$

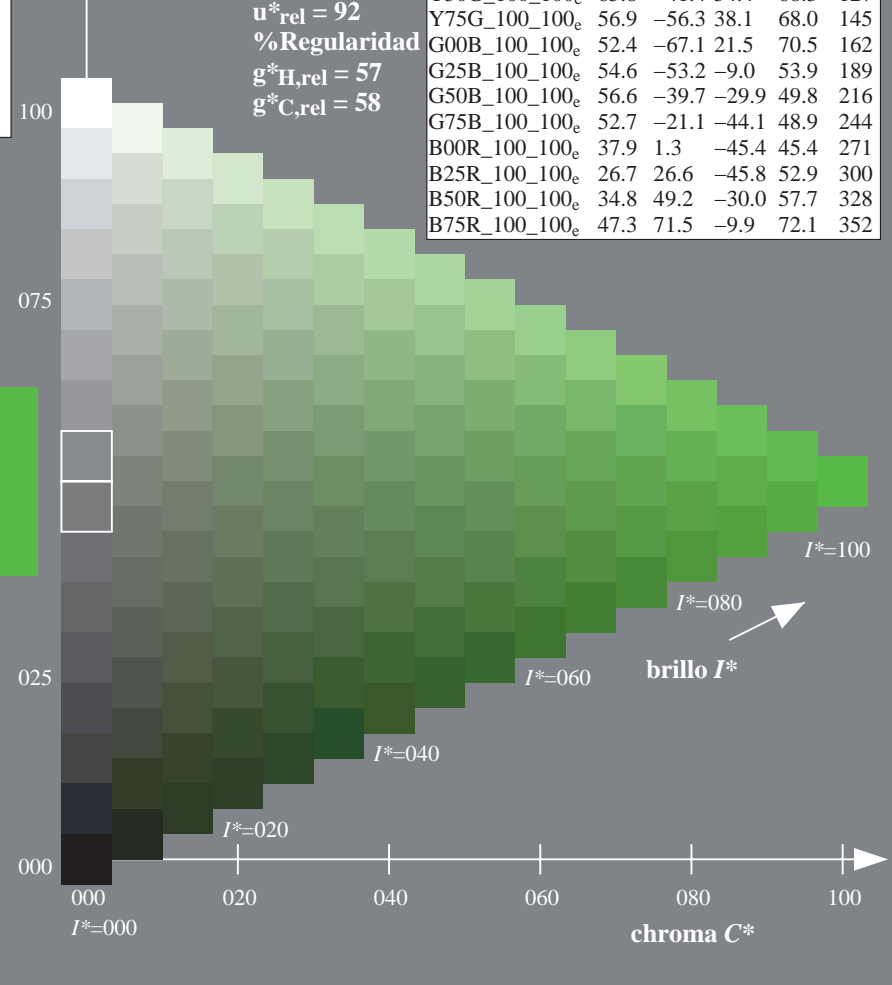
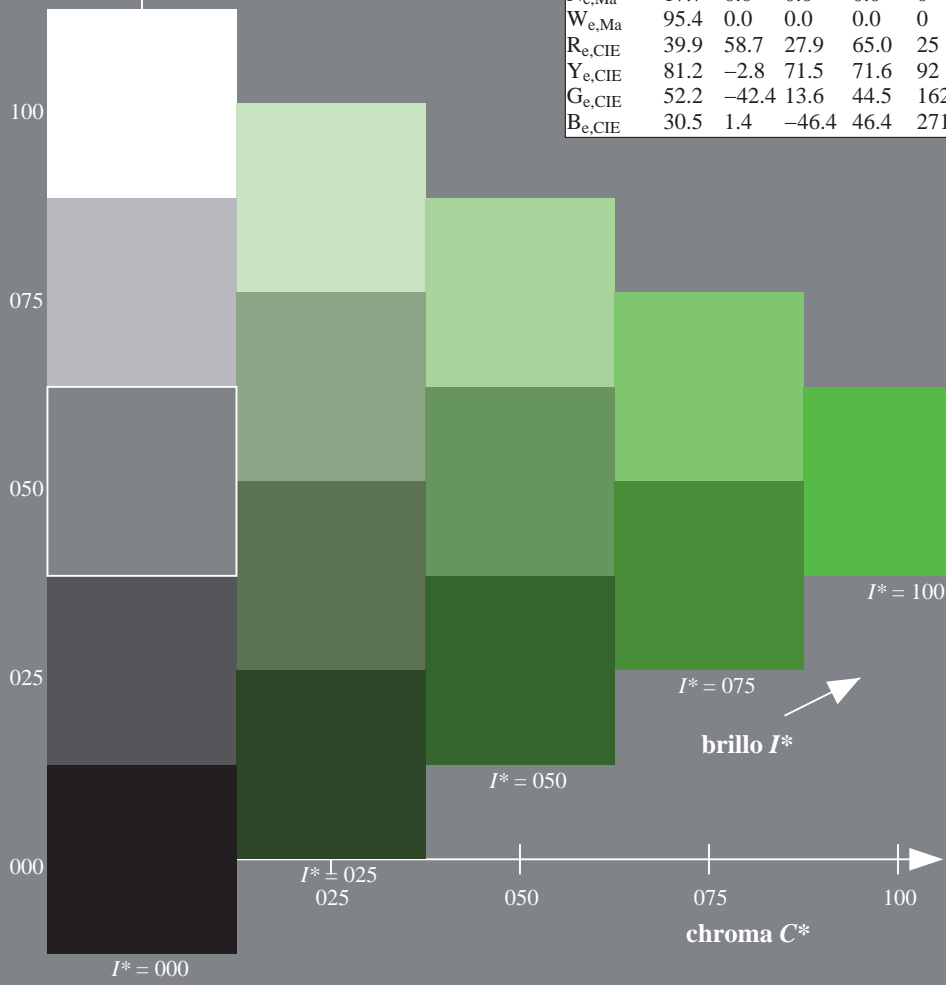
%Regularidad

$g^*_{H,rel} = 57$

$g^*_{C,rel} = 58$

ORS20a; datos adaptados CIELAB (a)

H^*_e	$L^*=L^*_a$	a^*_a	b^*_a	$C^*_{ab,a}$	$h^*_{ab,a}$
R00Y_100_100_e	47.6	64.9	30.9	71.9	25
R25Y_100_100_e	51.5	54.2	47.2	71.9	41
R50Y_100_100_e	60.3	35.6	59.0	68.9	58
R75Y_100_100_e	70.4	17.0	72.2	74.1	76
Y00G_100_100_e	82.9	-3.5	87.8	87.9	92
Y25G_100_100_e	76.9	-25.5	75.9	80.1	108
Y50G_100_100_e	65.8	-41.4	54.4	68.3	127
Y75G_100_100_e	56.9	-56.3	38.1	68.0	145
G00B_100_100_e	52.4	-67.1	21.5	70.5	162
G25B_100_100_e	54.6	-53.2	-9.0	53.9	189
G50B_100_100_e	56.6	-39.7	-29.9	49.8	216
G75B_100_100_e	52.7	-21.1	-44.1	48.9	244
B00R_100_100_e	37.9	1.3	-45.4	45.4	271
B25R_100_100_e	26.7	26.6	-45.8	52.9	300
B50R_100_100_e	34.8	49.2	-30.0	57.7	328
B75R_100_100_e	47.3	71.5	-9.9	72.1	352



vea archivos semejantes: <http://130.149.60.45/~farbmetrik/QS53/QS53.HTM>
información técnica: <http://www.ps.bam.de> o <http://130.149.60.45/~farbmetrik>

TUB matrícula: 20130201-QS53/QS53L0FP.PDF /.PS
aplicación para la medida salida en la impresión offset, separación cmy6* (CMYK)
TUB material: code=rh4ta

gráfico TUB-QS53; código de tono: $H^*_e = Y50G_e$
gráfico según a DIN 33872, 3D=1, de=1, $cmyk^*$

entrada: $rgb/cmyk \rightarrow rgb_{de}$
salida: 3D-linealización a $cmyk^*_{de}$

