

Entrada i salida: Offset Reflective System ORS18a for relative CIELAB hue $h_{ab,a,rel} = h_{ab}/360 = 152/360 = 0.42$

$H^*_ = G00B_ -$

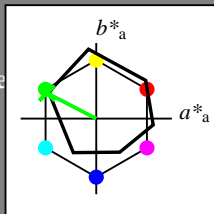
Datos del dispositivo (d) o elemental (e) color:

$HIC^*_ -$

código de tono para los colores esta página:

$H^*_ = G00B_ -$

triángulo claridad T^*



ORS18a; datos adaptados CIELAB (a)

Name	$L^*=L^*_a a^*_a$	b^*_a	$C^*_{ab,a}$	$h^*_{ab,a}$
R ₋ ,Ma	47.9	65.3	50.5	82.6
Y ₋ ,Ma	90.3	-10.2	91.7	92.3
G ₋ ,Ma	50.9	-62.8	34.9	71.9
C ₋ ,Ma	58.6	-30.3	-45.0	54.2
B ₋ ,Ma	25.7	31.0	-44.4	54.2
M ₋ ,Ma	48.1	75.2	-8.3	75.7
N ₋ ,Ma	18.0	0.0	0.0	0.0
W ₋ ,Ma	95.4	0.0	0.0	0.0
R ₋ ,CIE	39.9	58.7	27.9	65.0
Y ₋ ,CIE	81.2	-2.8	71.5	71.6
G ₋ ,CIE	52.2	-42.4	13.6	44.5
B ₋ ,CIE	30.5	1.4	-46.4	46.4

Los datos de color máximo (Ma):

$LabCh^*_{-,Ma}$: 55 -65 33 73 152

$HIC^*_{-,Ma}$: G00B_100_100_

$rgbic^*_{-,Ma}$:

0.0 1.0 0.0 1.0 1.0

triángulo claridad T^*

%Gama

$u^*_{rel} = 92$

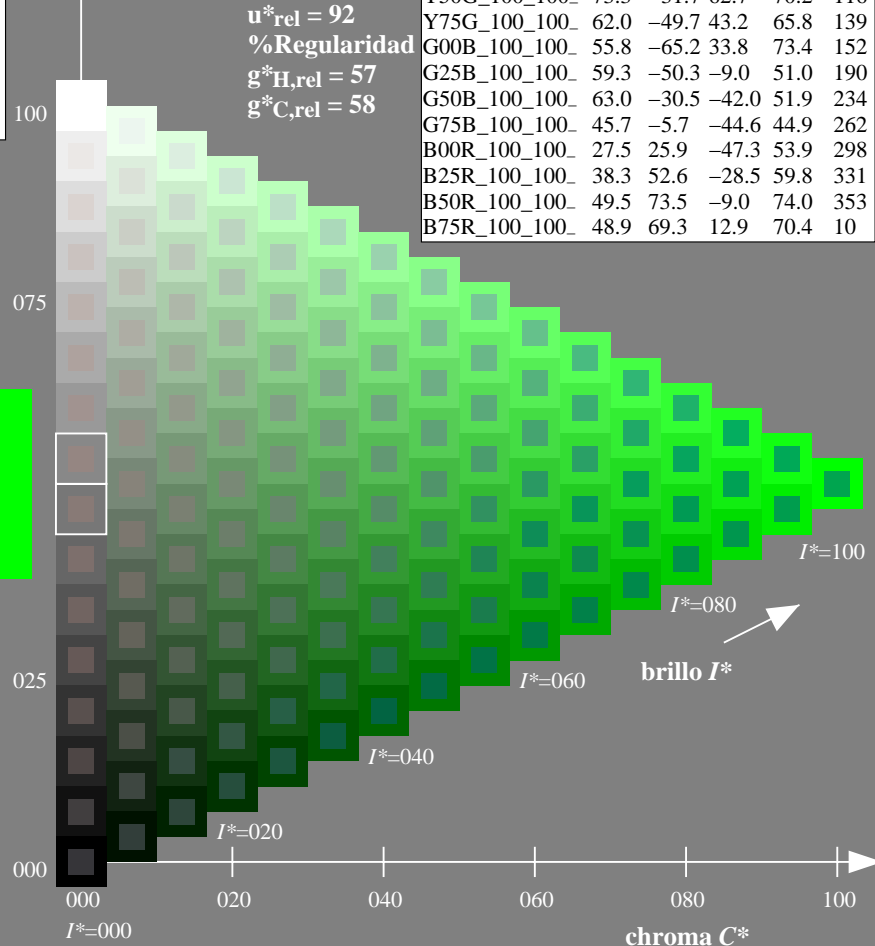

%Regularidad

$g^*_{H,rel} = 57$

$g^*_{C,rel} = 58$

ORS20a; datos adaptados CIELAB (a)

$H^*_ -$	$L^*=L^*_a a^*_a$	b^*_a	$C^*_{ab,a}$	$h^*_{ab,a}$
R00Y_100_100_	48.4	66.1	40.2	77.3
R25Y_100_100_	56.8	48.0	50.5	69.6
R50Y_100_100_	68.6	25.0	63.9	68.6
R75Y_100_100_	80.6	4.8	77.2	77.3
Y00G_100_100_	90.2	-9.6	88.2	88.7
Y25G_100_100_	83.2	-18.4	79.9	81.9
Y50G_100_100_	73.3	-31.7	62.7	70.2
Y75G_100_100_	62.0	-49.7	43.2	65.8
G00B_100_100_	55.8	-65.2	33.8	73.4
G25B_100_100_	59.3	-50.3	-9.0	51.0
G50B_100_100_	63.0	-30.5	-42.0	51.9
G75B_100_100_	45.7	-5.7	-44.6	44.9
B00R_100_100_	27.5	25.9	-47.3	53.9
B25R_100_100_	38.3	52.6	-28.5	59.8
B50R_100_100_	49.5	73.5	-9.0	74.0
B75R_100_100_	48.9	69.3	12.9	70.4



vea archivos semejantes: <http://130.149.60.45/~farbmetrik/QS70/QS70.HTM>
 Información técnica: <http://www.ps.bam.de> o <http://130.149.60.45/~farbmetrik>

TUB matrícula: 20130201-QS70/QS70L0NP.PDF /.PS
 aplicación para la medida de display output

TUB material: code=thad4a