

see similar files: <http://130.149.60.45/~farbmetrik/RE00/RE00.HTM>
technical information: <http://www.ps.bam.de> or <http://130.149.60.45/~farbmetrik>

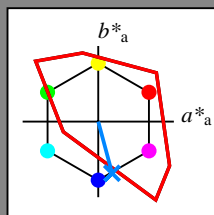
TUB registration: 20130201-RE00/RE00LONP.PDF /.PS
application for measurement of display output, no separation

TUB material: code=thadata

Input and Output: Television Luminous System TLS00a for relative CIELAB hue $h_{ab,a,rel} = h_{ab}/360 = 285/360 = 0.79$

Data for any device (d) or elementary (e) colour:

HIC^*_d
hue text for the colours
of this page:
 $H^*_d = G75B_d$
triangle lightness T^*



TLS00a; adapted (a) CIELAB data

name	$L^*=L^*_a$	a^*_a	b^*_a	$C^*_{ab,a}$	$h^*_{ab,a}$
$R_{d, Ma}$	50.4	76.9	64.5	100.4	40
$Y_{d, Ma}$	92.6	-20.7	90.7	93.0	102
$G_{d, Ma}$	83.6	-82.7	79.8	115.0	136
$C_{d, Ma}$	86.8	-46.1	-13.5	48.1	196
$B_{d, Ma}$	30.3	76.0	-103.5	128.5	306
$M_{d, Ma}$	57.2	94.3	-58.4	110.9	328
$N_{d, Ma}$	0.0	0.0	0.0	0.0	0
$W_{d, Ma}$	95.4	0.0	0.0	0.0	0
$R_{d, CIE}$	39.9	58.7	27.9	65.0	25
$Y_{d, CIE}$	81.2	-2.8	71.5	71.6	92
$G_{d, CIE}$	52.2	-42.4	13.6	44.5	162
$B_{d, CIE}$	30.5	1.4	-46.4	46.4	271

Data for maximum colour (Ma):

$LabCh^*_d, Ma$: 51 18 -68 70 285

HIC^*_d, Ma : G75B_100_100d

$rgbic^*_d, Ma$:

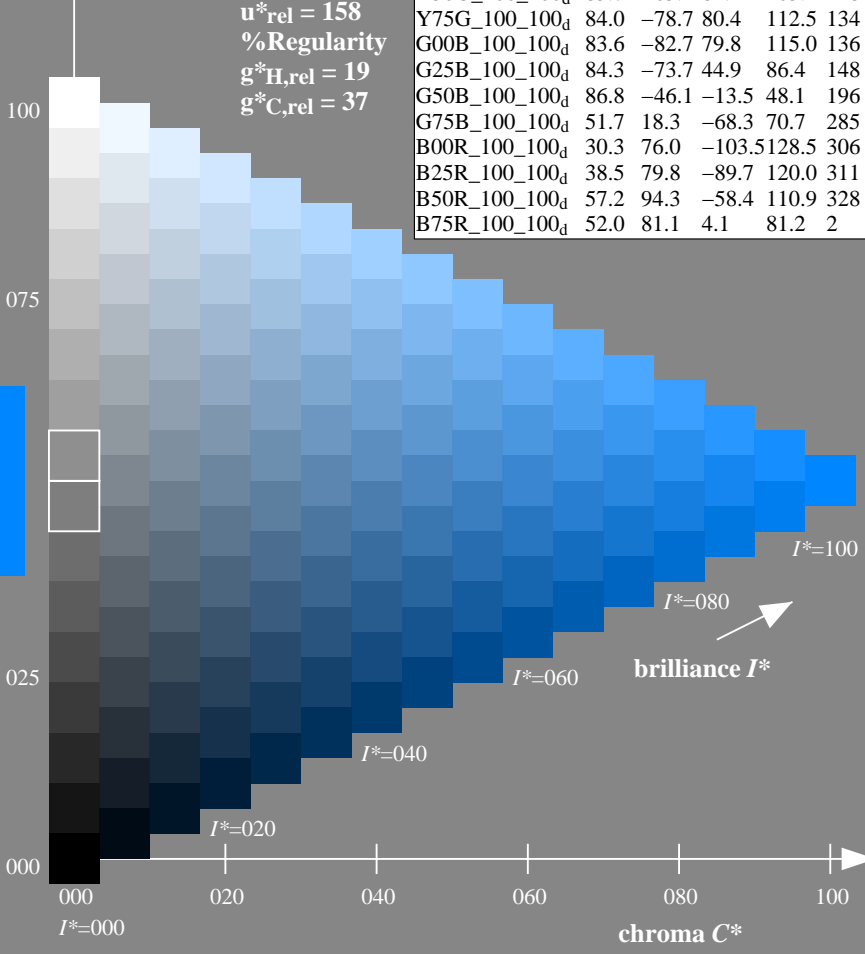
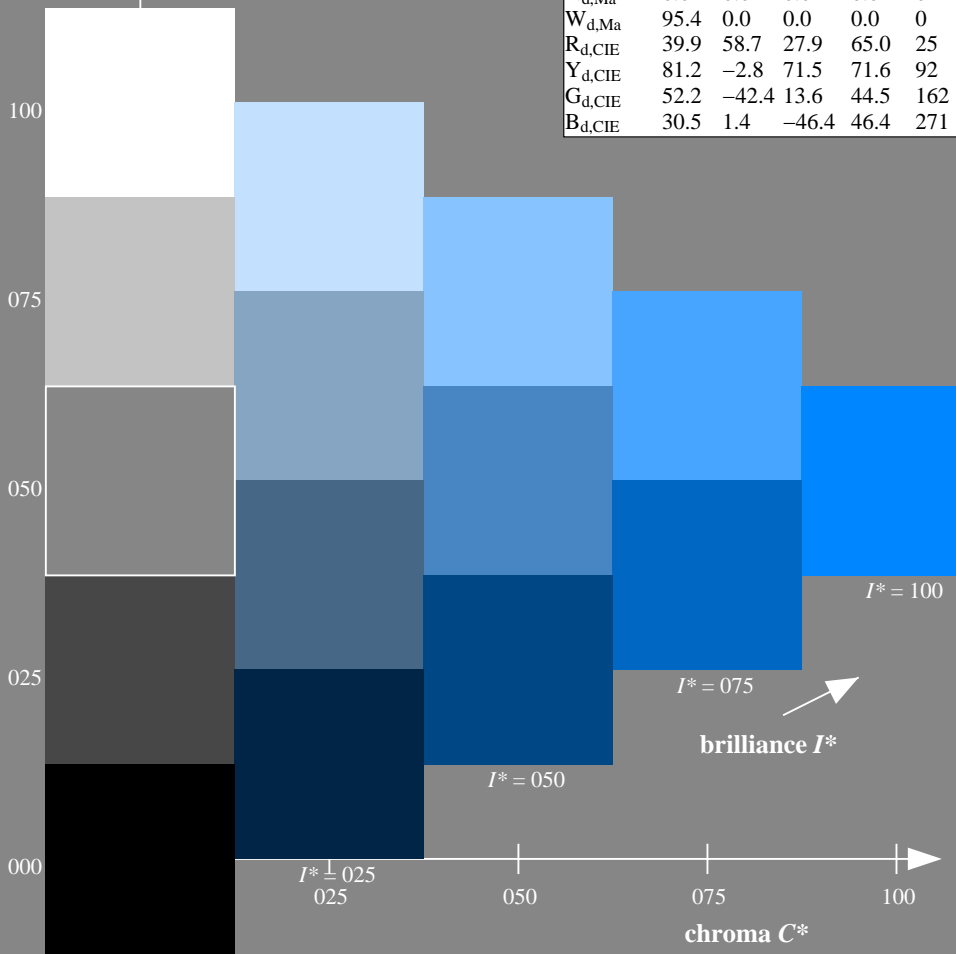
0.0 0.5 1.0 1.0 1.0

triangle lightness T^*

%Gamut
 $u^*_{rel} = 158$
%Regularity
 $g^*_{H, rel} = 19$
 $g^*_{C, rel} = 37$

TLS00a; adapted (a) CIELAB data

H^*_d	$L^*=L^*_a$	a^*_a	b^*_a	$C^*_{ab,a}$	$h^*_{ab,a}$
$R00Y_{100_100d}$	50.4	76.9	64.5	100.4	40
$R25Y_{100_100d}$	53.7	67.6	65.8	94.4	44
$R50Y_{100_100d}$	63.6	41.3	71.0	82.2	59
$R75Y_{100_100d}$	78.2	7.8	80.6	81.0	84
$Y00G_{100_100d}$	92.6	-20.7	90.7	93.0	102
$Y25G_{100_100d}$	88.7	-43.3	86.2	96.5	116
$Y50G_{100_100d}$	85.7	-65.2	82.4	105.1	128
$Y75G_{100_100d}$	84.0	-78.7	80.4	112.5	134
$G00B_{100_100d}$	83.6	-82.7	79.8	115.0	136
$G25B_{100_100d}$	84.3	-73.7	44.9	86.4	148
$G50B_{100_100d}$	86.8	-46.1	-13.5	48.1	196
$G75B_{100_100d}$	51.7	18.3	-68.3	70.7	285
$B00R_{100_100d}$	30.3	76.0	-103.5	128.5	306
$B25R_{100_100d}$	38.5	79.8	-89.7	120.0	311
$B50R_{100_100d}$	57.2	94.3	-58.4	110.9	328
$B75R_{100_100d}$	52.0	81.1	4.1	81.2	2



1-003130-L0 RE000-70

TUB-test chart RE00; hue code: $H^*_d=G75B_d$
Test chart according to DIN 33872, 3D=0, de=0, sRGB

input: $rgb/cmyk \rightarrow rgb_d$
output: transfer to rgb_d

1-003130-F0