

see similar files: <http://130.149.60.45/~farbmetrik/RE00/RE00LOFP.PDF> / .PS  
technical information: <http://www.ps.bam.de> or <http://130.149.60.45/~farbmetrik>

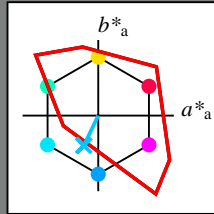
TUB registration: 20130201-RE00/RE00LOFP.PDF /.PS  
application for measurement of display output, no separation

TUB material: code=thadata

Input and Output: Television Luminous System TLS00a for relative CIELAB hue  $h_{ab,a,rel} = h_{ab}/360 = 244/360 = 0.67$

Data for any device (d) or elementary (e) colour:

$HIC^*_e$   
hue text for the colours  
of this page:  
 $H^*_e = G75B_e$   
triangle lightness  $T^*$



**TLS00a; adapted (a) CIELAB data**

name	$L^*=L^*_a$	$a^*_a$	$b^*_a$	$C^*_{ab,a}$	$h^*_{ab,a}$
R <sub>e, Ma</sub>	50.9	78.3	37.3	86.7	25
Y <sub>e, Ma</sub>	83.7	-3.4	84.5	84.5	92
G <sub>e, Ma</sub>	85.1	-64.6	20.7	67.9	162
C <sub>e, Ma</sub>	79.0	-34.2	-25.7	42.8	216
B <sub>e, Ma</sub>	59.2	1.7	-56.6	56.6	271
M <sub>e, Ma</sub>	57.1	94.1	-57.4	110.3	328
N <sub>e, Ma</sub>	0.0	0.0	0.0	0.0	0
W <sub>e, Ma</sub>	95.4	0.0	0.0	0.0	0
R <sub>e, CIE</sub>	39.9	58.7	27.9	65.0	25
Y <sub>e, CIE</sub>	81.2	-2.8	71.5	71.6	92
G <sub>e, CIE</sub>	52.2	-42.4	13.6	44.5	162
B <sub>e, CIE</sub>	30.5	1.4	-46.4	46.4	271

Data for maximum colour (Ma):

$LabCh^*_{e, Ma}: 70 \ -19 \ -39 \ 43 \ 244$

$HIC^*_{e, Ma}: G75B_{100_{100}_e}$

$rgbic^*_{e, Ma}$ :

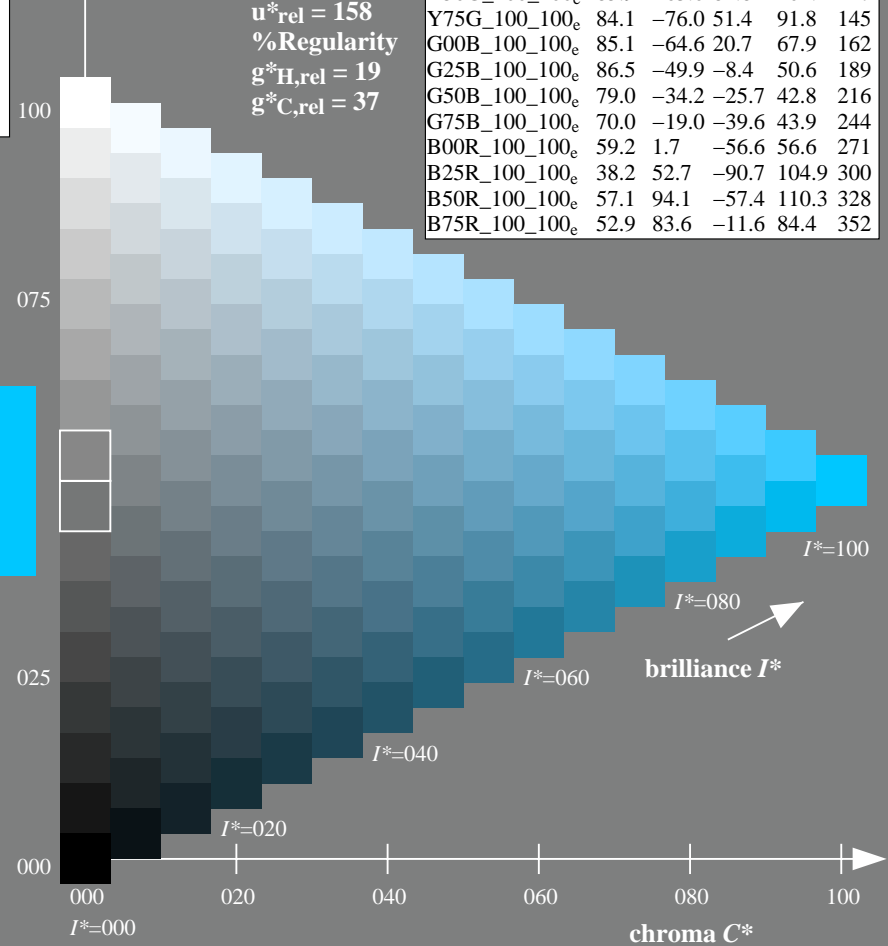
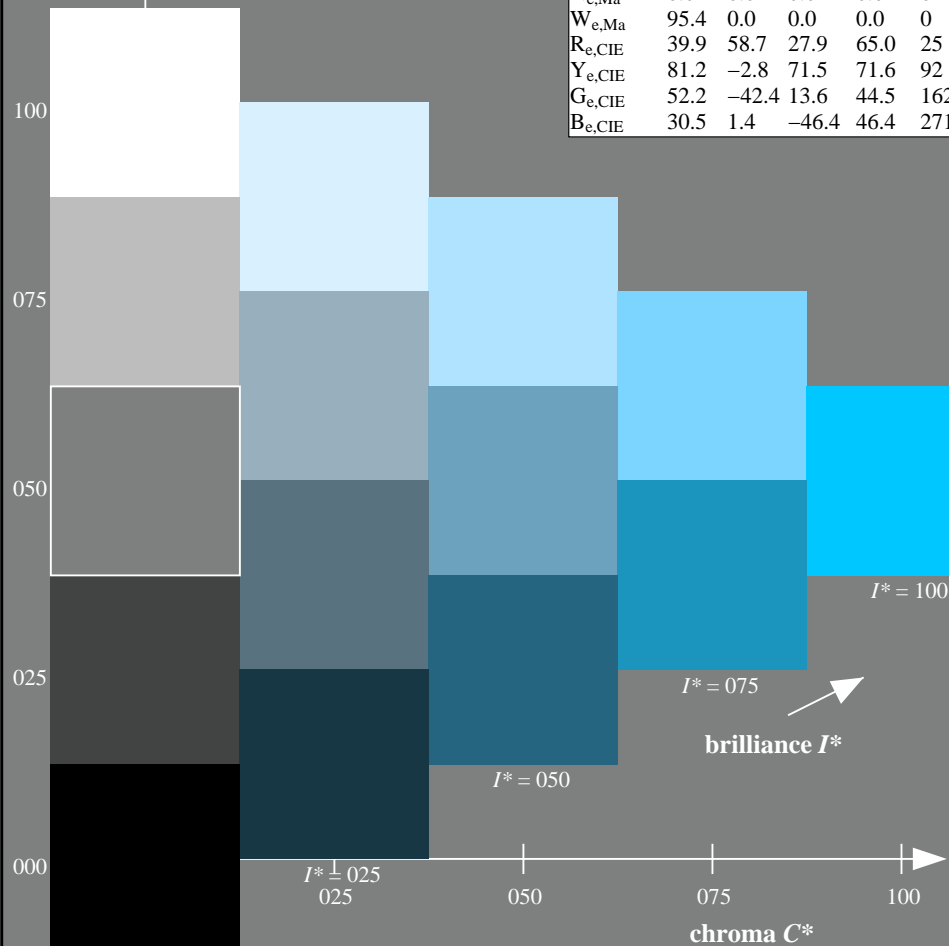
0.0 0.76 1.0 1.0 1.0

triangle lightness  $T^*$

**TLS00a; adapted (a) CIELAB data**

$H^*_e$	$L^*=L^*_a$	$a^*_a$	$b^*_a$	$C^*_{ab,a}$	$h^*_{ab,a}$
R00Y_100_100 <sub>e</sub>	50.9	78.3	37.3	86.7	25
R25Y_100_100 <sub>e</sub>	51.3	74.4	64.8	98.7	41
R50Y_100_100 <sub>e</sub>	63.1	42.7	70.8	82.7	58
R75Y_100_100 <sub>e</sub>	73.5	18.3	77.7	79.8	76
Y00G_100_100 <sub>e</sub>	83.7	-3.4	84.5	84.5	92
Y25G_100_100 <sub>e</sub>	91.0	-29.9	88.9	93.8	108
Y50G_100_100 <sub>e</sub>	85.9	-63.0	82.8	104.1	127
Y75G_100_100 <sub>e</sub>	84.1	-76.0	51.4	91.8	145
G00B_100_100 <sub>e</sub>	85.1	-64.6	20.7	67.9	162
G25B_100_100 <sub>e</sub>	86.5	-49.9	-8.4	50.6	189
G50B_100_100 <sub>e</sub>	79.0	-34.2	-25.7	42.8	216
G75B_100_100 <sub>e</sub>	70.0	-19.0	-39.6	43.9	244
B00R_100_100 <sub>e</sub>	59.2	1.7	-56.6	56.6	271
B25R_100_100 <sub>e</sub>	38.2	52.7	-90.7	104.9	300
B50R_100_100 <sub>e</sub>	57.1	94.1	-57.4	110.3	328
B75R_100_100 <sub>e</sub>	52.9	83.6	-11.6	84.4	352

%Gamut  
 $u^*_{rel} = 158$   
%Regularity  
 $g^*_{H, rel} = 19$   
 $g^*_{C, rel} = 37$



1-113130-L0 RE000-73

TUB-test chart RE00; hue code:  $H^*_e = G75B_e$   
Test chart according to DIN 33872, 3D=1, de=1, sRGB\*

input:  $rgb/cmyk \rightarrow rgb_{de}$   
output: 3D-linearization to  $rgb^*_{de}$



1-113130-F0