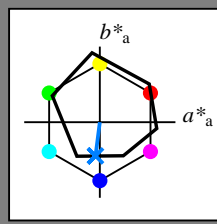


Input and Output: Offset Reflective System ORS18a for relative CIELAB hue  $h_{ab,a,rel} = h_{ab}/360 = 262/360 = 0.72$

$H^*_- = G75B_-$

Data for any device (d) or elementary (e) colour:

$HIC^*_-$   
hue text for the colours of this page:  
 $H^*_- = G75B_-$   
triangle lightness  $T^*$



**ORS18a; adapted (a) CIELAB data**

name	$L^*=L^*_a a^*_a$	$b^*_a$	$C^*_{ab,a}$	$h^*_{ab,a}$	
R <sub>-,Ma</sub>	47.9	65.3	50.5	82.6	37
Y <sub>-,Ma</sub>	90.3	-10.2	91.7	92.3	96
G <sub>-,Ma</sub>	50.9	-62.8	34.9	71.9	150
C <sub>-,Ma</sub>	58.6	-30.3	-45.0	54.2	236
B <sub>-,Ma</sub>	25.7	31.0	-44.4	54.2	305
M <sub>-,Ma</sub>	48.1	75.2	-8.3	75.7	353
N <sub>-,Ma</sub>	18.0	0.0	0.0	0.0	0
W <sub>-,Ma</sub>	95.4	0.0	0.0	0.0	0
R <sub>-,CIE</sub>	39.9	58.7	27.9	65.0	25
Y <sub>-,CIE</sub>	81.2	-2.8	71.5	71.6	92
G <sub>-,CIE</sub>	52.2	-42.4	13.6	44.5	162
B <sub>-,CIE</sub>	30.5	1.4	-46.4	46.4	271

Data for maximum colour (Ma):

$LabCh^*_{-,Ma}$ : 45 -5 -44 44 262

$HIC^*_{-,Ma}$ : G75B\_100\_100\_

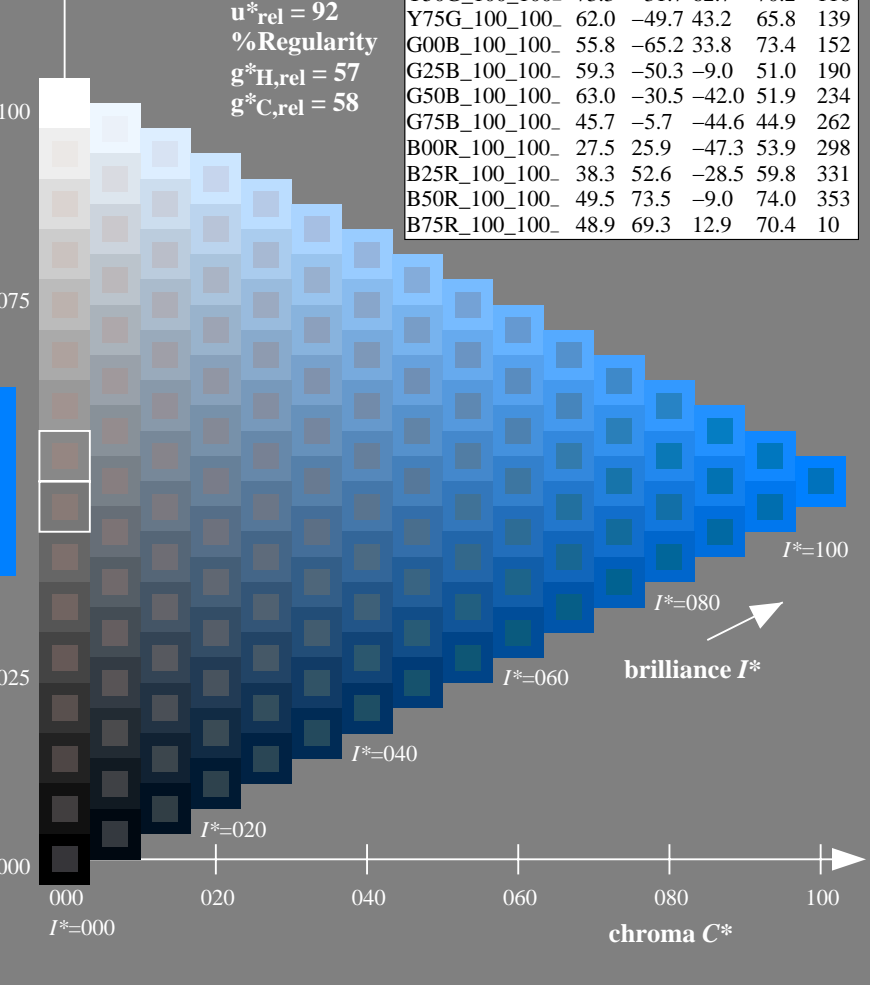

$rgbic^*_{-,Ma}$ :

0.0 0.5 1.0 1.0 1.0

triangle lightness  $T^*$

**ORS20a; adapted (a) CIELAB data**

$H^*_-$	$L^*=L^*_a a^*_a$	$b^*_a$	$C^*_{ab,a}$	$h^*_{ab,a}$	
R00Y_100_100_	48.4	66.1	40.2	77.3	31
R25Y_100_100_	56.8	48.0	50.5	69.6	46
R50Y_100_100_	68.6	25.0	63.9	68.6	68
R75Y_100_100_	80.6	4.8	77.2	77.3	86
Y00G_100_100_	90.2	-9.6	88.2	88.7	96
Y25G_100_100_	83.2	-18.4	79.9	81.9	102
Y50G_100_100_	73.3	-31.7	62.7	70.2	116
Y75G_100_100_	62.0	-49.7	43.2	65.8	139
G00B_100_100_	55.8	-65.2	33.8	73.4	152
G25B_100_100_	59.3	-50.3	-9.0	51.0	190
G50B_100_100_	63.0	-30.5	-42.0	51.9	234
G75B_100_100_	45.7	-5.7	-44.6	44.9	262
B00R_100_100_	27.5	25.9	-47.3	53.9	298
B25R_100_100_	38.3	52.6	-28.5	59.8	331
B50R_100_100_	49.5	73.5	-9.0	74.0	353
B75R_100_100_	48.9	69.3	12.9	70.4	10



see similar files: <http://130.149.60.45/~farbmetrik/RE00/RE00.HTM>  
technical information: <http://www.ps.bam.de> or <http://130.149.60.45/~farbmetrik>

TUB registration: 20130201-RE00/RE00LOFA.TXT /PS  
application for measurement of display output

TUB material: code=rh4ta



TUB-test chart RE00; hue code:  $H^*_- = G75B_-$   
Test chart according to DIN 33872, 3D=1, de=0, sRGB\*

input:  $rgb/cmyk \rightarrow rgb/cmyk$   
output: no change

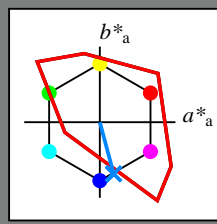


Input and Output: Television Luminous System TLS00a for relative CIELAB hue  $h_{ab,a,rel} = h_{ab}/360 = 285/360 = 0.79$

$H^*_d = G75B_d$

Data for any device (d) or elementary (e) colour:

$HIC^*_d$   
hue text for the colours of this page:  
 $H^*_d = G75B_d$   
triangle lightness  $T^*$



**TLS00a; adapted (a) CIELAB data**

name	$L^*=L^*_a$	$a^*_a$	$b^*_a$	$C^*_{ab,a}$	$h^*_{ab,a}$
R <sub>d, Ma</sub>	50.4	76.9	64.5	100.4	40
Y <sub>d, Ma</sub>	92.6	-20.7	90.7	93.0	102
G <sub>d, Ma</sub>	83.6	-82.7	79.8	115.0	136
C <sub>d, Ma</sub>	86.8	-46.1	-13.5	48.1	196
B <sub>d, Ma</sub>	30.3	76.0	-103.5	128.5	306
M <sub>d, Ma</sub>	57.2	94.3	-58.4	110.9	328
N <sub>d, Ma</sub>	0.0	0.0	0.0	0.0	0
W <sub>d, Ma</sub>	95.4	0.0	0.0	0.0	0
R <sub>d, CIE</sub>	39.9	58.7	27.9	65.0	25
Y <sub>d, CIE</sub>	81.2	-2.8	71.5	71.6	92
G <sub>d, CIE</sub>	52.2	-42.4	13.6	44.5	162
B <sub>d, CIE</sub>	30.5	1.4	-46.4	46.4	271

Data for maximum colour (Ma):

$LabCh^*_{d, Ma}$ : 51 18 -68 70 285

$HIC^*_{d, Ma}$ : G75B\_100\_100d

$rgbic^*_{d, Ma}$ :

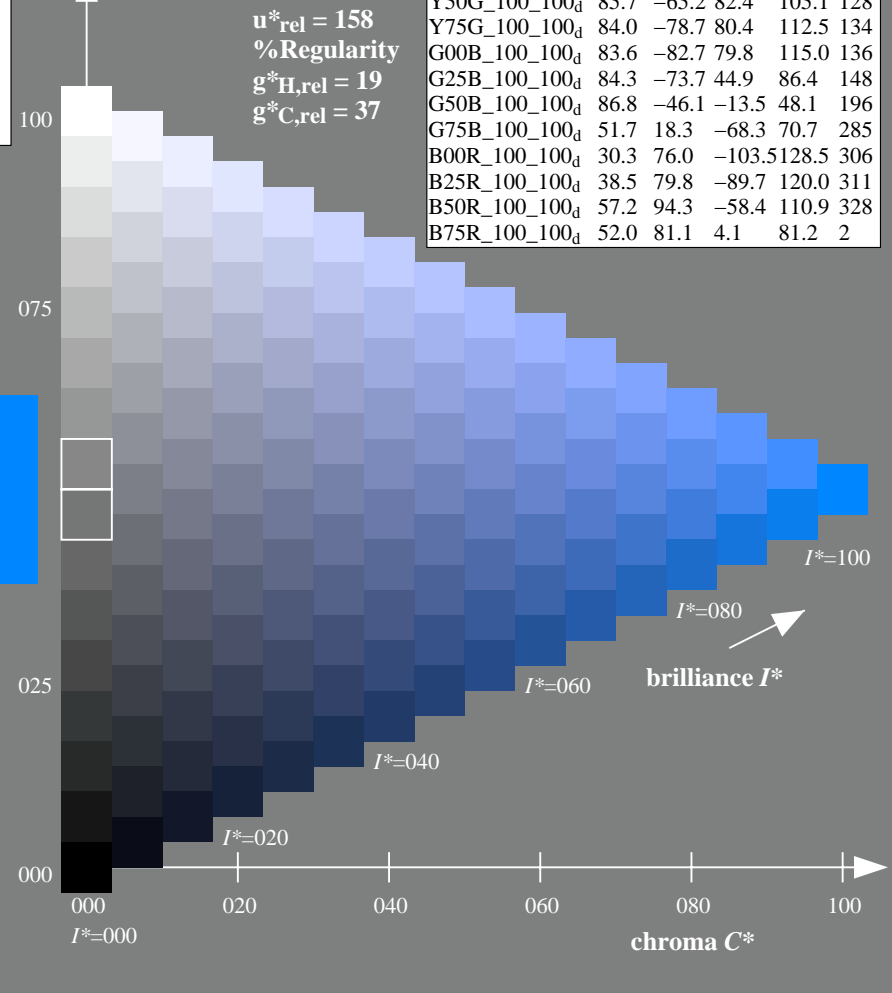
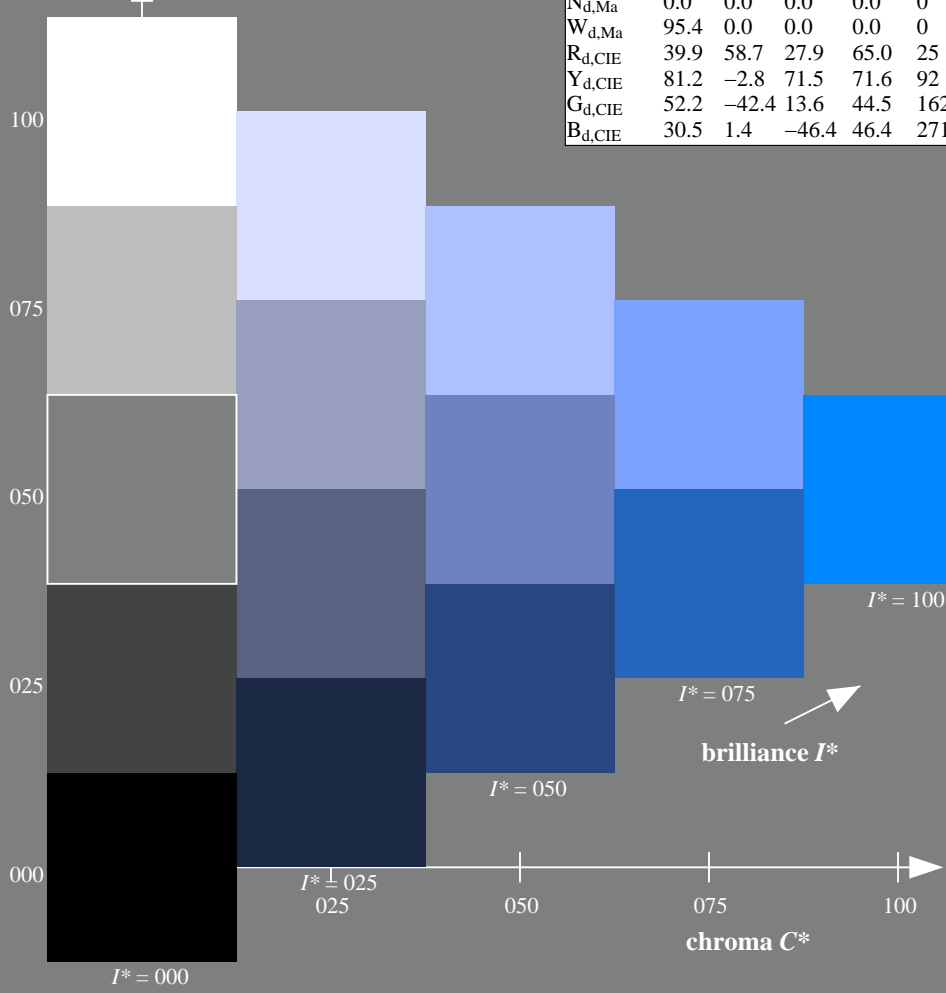
0.0 0.5 1.0 1.0 1.0

triangle lightness  $T^*$

**TLS00a; adapted (a) CIELAB data**

$H^*_d$	$L^*=L^*_a$	$a^*_a$	$b^*_a$	$C^*_{ab,a}$	$h^*_{ab,a}$
R00Y_100_100 <sub>d</sub>	50.4	76.9	64.5	100.4	40
R25Y_100_100 <sub>d</sub>	53.7	67.6	65.8	94.4	44
R50Y_100_100 <sub>d</sub>	63.6	41.3	71.0	82.2	59
R75Y_100_100 <sub>d</sub>	78.2	7.8	80.6	81.0	84
Y00G_100_100 <sub>d</sub>	92.6	-20.7	90.7	93.0	102
Y25G_100_100 <sub>d</sub>	88.7	-43.3	86.2	96.5	116
Y50G_100_100 <sub>d</sub>	85.7	-65.2	82.4	105.1	128
Y75G_100_100 <sub>d</sub>	84.0	-78.7	80.4	112.5	134
G00B_100_100 <sub>d</sub>	83.6	-82.7	79.8	115.0	136
G25B_100_100 <sub>d</sub>	84.3	-73.7	44.9	86.4	148
G50B_100_100 <sub>d</sub>	86.8	-46.1	-13.5	48.1	196
G75B_100_100 <sub>d</sub>	51.7	18.3	-68.3	70.7	285
B00R_100_100 <sub>d</sub>	30.3	76.0	-103.5	128.5	306
B25R_100_100 <sub>d</sub>	38.5	79.8	-89.7	120.0	311
B50R_100_100 <sub>d</sub>	57.2	94.3	-58.4	110.9	328
B75R_100_100 <sub>d</sub>	52.0	81.1	4.1	81.2	2

%Gamut  
 $u^*_{rel} = 158$   
%Regularity  
 $g^*_{H,rel} = 19$   
 $g^*_{C,rel} = 37$



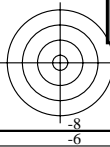
see similar files: <http://130.149.60.45/~farbmetrik/RE00/RE00.HTM>  
technical information: <http://www.ps.bam.de> or <http://130.149.60.45/~farbmetrik>

TUB registration: 20130201-RE00/RE00LOFA.TXT /PS  
application for measurement of display output, no separation

TUB material: code=rh4ta

TUB-test chart RE00; hue code:  $H^*_d=G75B_d$   
Test chart according to DIN 33872, 3D=1, de=0, sRGB\*

input:  $rgb/cmyk \rightarrow rgb_{dd}$   
output: 3D-linearization to  $rgb^*_{dd}$



Input and Output: Offset Reflective System ORS18a for relative CIELAB hue  $h_{ab,a,rel} = h_{ab}/360 = 262/360 = 0.72$

$H^*_ = G75B_$

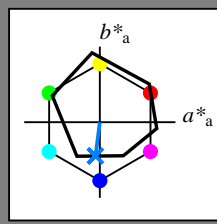
Data for any device (d) or elementary (e) colour:

$HIC^*_$

hue text for the colours of this page:

$H^*_ = G75B_$

triangle lightness  $T^*$



**ORS18a; adapted (a) CIELAB data**

name	$L^*=L^*_a a^*_a$	$b^*_a$	$C^*_{ab,a}$	$h^*_{ab,a}$
R <sub>-,Ma</sub>	47.9	65.3	50.5	82.6
Y <sub>-,Ma</sub>	90.3	-10.2	91.7	92.3
G <sub>-,Ma</sub>	50.9	-62.8	34.9	71.9
C <sub>-,Ma</sub>	58.6	-30.3	-45.0	54.2
B <sub>-,Ma</sub>	25.7	31.0	-44.4	54.2
M <sub>-,Ma</sub>	48.1	75.2	-8.3	75.7
N <sub>-,Ma</sub>	18.0	0.0	0.0	0.0
W <sub>-,Ma</sub>	95.4	0.0	0.0	0.0
R <sub>-,CIE</sub>	39.9	58.7	27.9	65.0
Y <sub>-,CIE</sub>	81.2	-2.8	71.5	71.6
G <sub>-,CIE</sub>	52.2	-42.4	13.6	44.5
B <sub>-,CIE</sub>	30.5	1.4	-46.4	46.4

Data for maximum colour (Ma):

$LabCh^*_{-,Ma}$ : 45 -5 -44 44 262

$HIC^*_{-,Ma}$ : G75B\_100\_100\_

$rgbic^*_{-,Ma}$ :

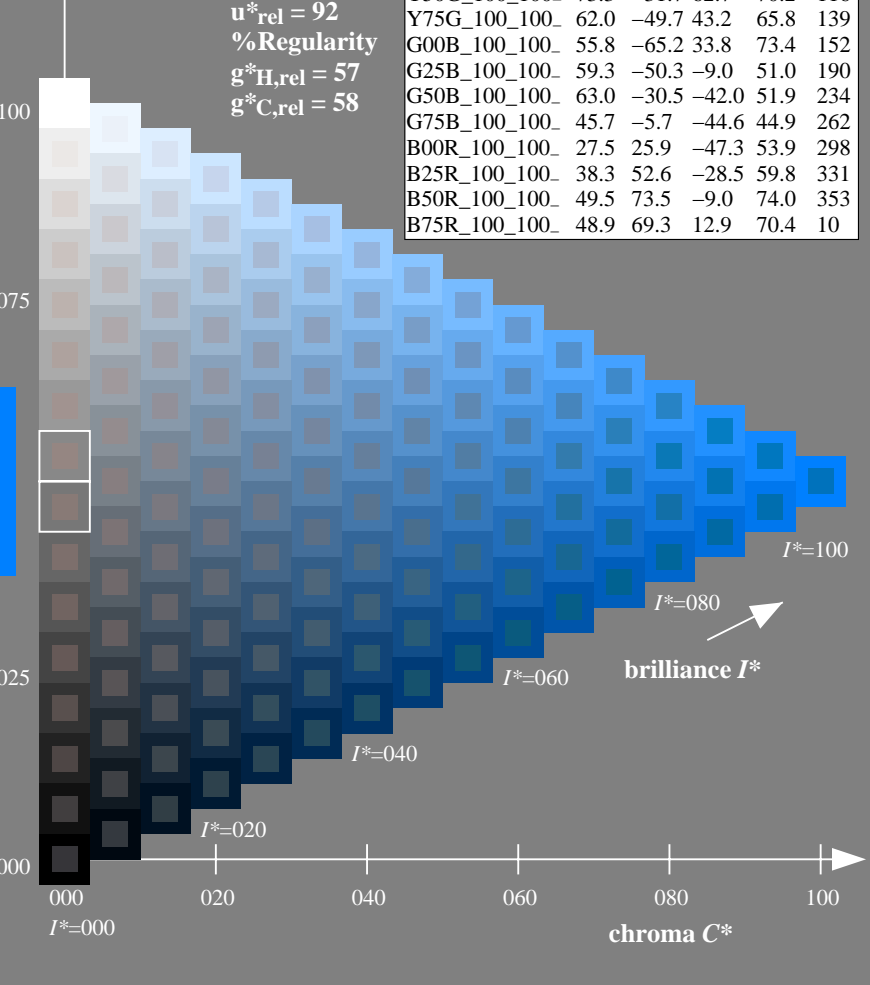

0.0 0.5 1.0 1.0 1.0

triangle lightness  $T^*$

**ORS20a; adapted (a) CIELAB data**

$H^*_$	$L^*=L^*_a a^*_a$	$b^*_a$	$C^*_{ab,a}$	$h^*_{ab,a}$
R00Y_100_100_	48.4	66.1	40.2	77.3
R25Y_100_100_	56.8	48.0	50.5	69.6
R50Y_100_100_	68.6	25.0	63.9	68.6
R75Y_100_100_	80.6	4.8	77.2	77.3
Y00G_100_100_	90.2	-9.6	88.2	88.7
Y25G_100_100_	83.2	-18.4	79.9	81.9
Y50G_100_100_	73.3	-31.7	62.7	70.2
Y75G_100_100_	62.0	-49.7	43.2	65.8
G00B_100_100_	55.8	-65.2	33.8	73.4
G25B_100_100_	59.3	-50.3	-9.0	51.0
G50B_100_100_	63.0	-30.5	-42.0	51.9
G75B_100_100_	45.7	-5.7	-44.6	44.9
B00R_100_100_	27.5	25.9	-47.3	53.9
B25R_100_100_	38.3	52.6	-28.5	59.8
B50R_100_100_	49.5	73.5	-9.0	74.0
B75R_100_100_	48.9	69.3	12.9	70.4

%Gamut  
 $u^*_{rel} = 92$   
%Regularity  
 $g^*_{H,rel} = 57$   
 $g^*_{C,rel} = 58$



see similar files: http://130.149.60.45/~farbmetrik/RE00/RE00.HTM  
technical information: http://www.ps.bam.de or http://130.149.60.45/~farbmetrik

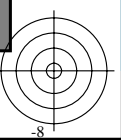
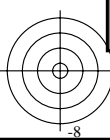
TUB registration: 20130201-RE00/RE00LOFA.TXT /PS  
application for measurement of display output

TUB material: code=rh4ta

1-113030-L0 RE000-7N

TUB-test chart RE00; hue code:  $H^*_ = G75B_$   
Test chart according to DIN 33872, 3D=1, de=1, sRGB\*

input:  $rgb/cmyk \rightarrow rgb/cmyk$   
output: no change



Input and Output: Television Luminous System TLS00a for relative CIELAB hue  $h_{ab,a,rel} = h_{ab}/360 = 244/360 = 0.67$

$H^*_e = G75B_e$

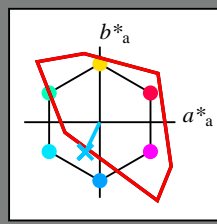
Data for any device (d) or elementary (e) colour:

$HIC^*_e$

hue text for the colours of this page:

$H^*_e = G75B_e$

triangle lightness  $T^*$



**TLS00a; adapted (a) CIELAB data**

name	$L^*=L^*_a$	$a^*_a$	$b^*_a$	$C^*_{ab,a}$	$h^*_{ab,a}$
Re,Ma	50.9	78.3	37.3	86.7	25
Ye,Ma	83.7	-3.4	84.5	84.5	92
Ge,Ma	85.1	-64.6	20.7	67.9	162
Ce,Ma	79.0	-34.2	-25.7	42.8	216
Be,Ma	59.2	1.7	-56.6	56.6	271
Me,Ma	57.1	94.1	-57.4	110.3	328
Ne,Ma	0.0	0.0	0.0	0.0	0
We,Ma	95.4	0.0	0.0	0.0	0
Re,CIE	39.9	58.7	27.9	65.0	25
Ye,CIE	81.2	-2.8	71.5	71.6	92
Ge,CIE	52.2	-42.4	13.6	44.5	162
Be,CIE	30.5	1.4	-46.4	46.4	271

Data for maximum colour (Ma):

$LabCh^*_{e, Ma}: 70 \ -19 \ -39 \ 43 \ 244$

$HIC^*_{e, Ma}: G75B\_100\_100_e$

$rgbic^*_{e, Ma}:$

0.0 0.76 1.0 1.0 1.0

triangle lightness  $T^*$

%Gamut

$u^*_{rel} = 158$

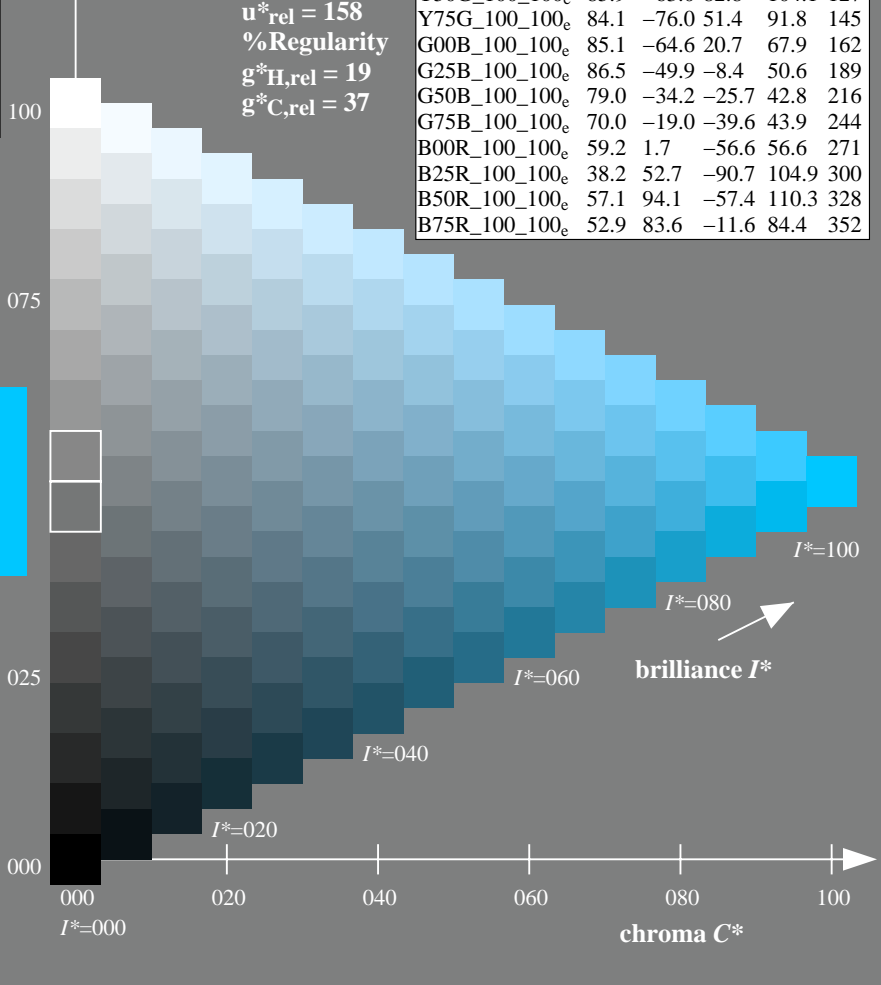
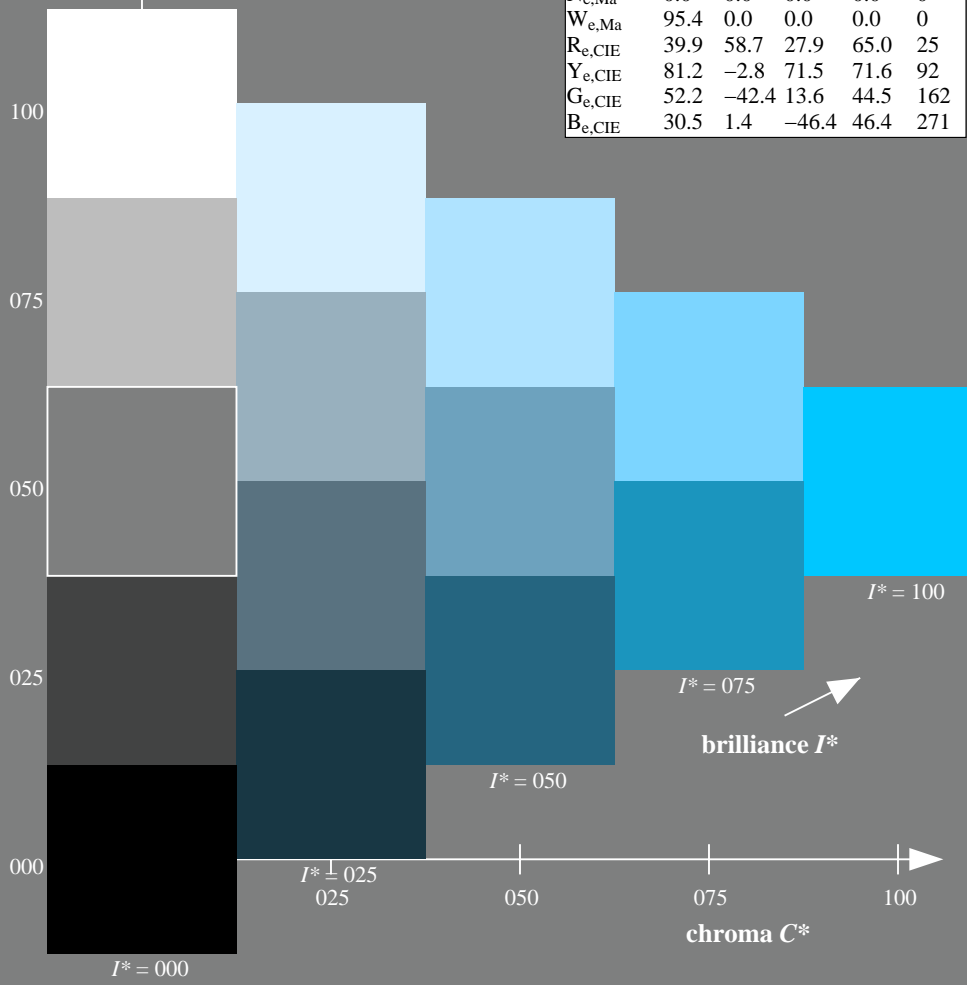
%Regularity

$g^*_{H,rel} = 19$

$g^*_{C,rel} = 37$

**TLS00a; adapted (a) CIELAB data**

$H^*_e$	$L^*=L^*_a$	$a^*_a$	$b^*_a$	$C^*_{ab,a}$	$h^*_{ab,a}$
R00Y_100_100_e	50.9	78.3	37.3	86.7	25
R25Y_100_100_e	51.3	74.4	64.8	98.7	41
R50Y_100_100_e	63.1	42.7	70.8	82.7	58
R75Y_100_100_e	73.5	18.3	77.7	79.8	76
Y00G_100_100_e	83.7	-3.4	84.5	84.5	92
Y25G_100_100_e	91.0	-29.9	88.9	93.8	108
Y50G_100_100_e	85.9	-63.0	82.8	104.1	127
Y75G_100_100_e	84.1	-76.0	51.4	91.8	145
G00B_100_100_e	85.1	-64.6	20.7	67.9	162
G25B_100_100_e	86.5	-49.9	-8.4	50.6	189
G50B_100_100_e	79.0	-34.2	-25.7	42.8	216
G75B_100_100_e	70.0	-19.0	-39.6	43.9	244
B00R_100_100_e	59.2	1.7	-56.6	56.6	271
B25R_100_100_e	38.2	52.7	-90.7	104.9	300
B50R_100_100_e	57.1	94.1	-57.4	110.3	328
B75R_100_100_e	52.9	83.6	-11.6	84.4	352



see similar files: <http://130.149.60.45/~farbmetrik/RE00/RE00.HTM>  
technical information: <http://www.ps.bam.de> or <http://130.149.60.45/~farbmetrik>

TUB registration: 20130201-RE00/RE00LOFA.TXT /.PS  
application for measurement of display output, no separation

TUB material: code=rh4ta

1-113130-L0 RE000-73

TUB-test chart RE00; hue code:  $H^*_e=G75B_e$   
Test chart according to DIN 33872, 3D=1, de=1, sRGB\*

input:  $rgb/cmyk \rightarrow rgb_{de}$   
output: 3D-linearization to  $rgb^*_{de}$

1-113130-F0