

Input and Output: Offset Reflective System ORS18a for relative CIELAB hue $h_{ab,a,rel} = h_{ab}/360 = 298/360 = 0.82$

$H^*_- = B00R_-$

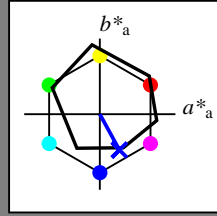
Data for any device (d) or elementary (e) colour:

HIC^*_-

hue text for the colours of this page:

$H^*_- = B00R_-$

triangle lightness T^*



ORS18a; adapted (a) CIELAB data

name	$L^*=L^*_a a^*_a$	b^*_a	$C^*_{ab,a}$	$h^*_{ab,a}$
R _{-,Ma}	47.9	65.3	50.5	82.6
Y _{-,Ma}	90.3	-10.2	91.7	92.3
G _{-,Ma}	50.9	-62.8	34.9	71.9
C _{-,Ma}	58.6	-30.3	-45.0	54.2
B _{-,Ma}	25.7	31.0	-44.4	54.2
M _{-,Ma}	48.1	75.2	-8.3	75.7
N _{-,Ma}	18.0	0.0	0.0	0.0
W _{-,Ma}	95.4	0.0	0.0	0.0
R _{-,CIE}	39.9	58.7	27.9	65.0
Y _{-,CIE}	81.2	-2.8	71.5	71.6
G _{-,CIE}	52.2	-42.4	13.6	44.5
B _{-,CIE}	30.5	1.4	-46.4	46.4

Data for maximum colour (Ma):

$LabCh^*_{-,Ma}$: 27 25 -47 53 298

$HIC^*_{-,Ma}$: B00R_100_100_

$rgbic^*_{-,Ma}$:

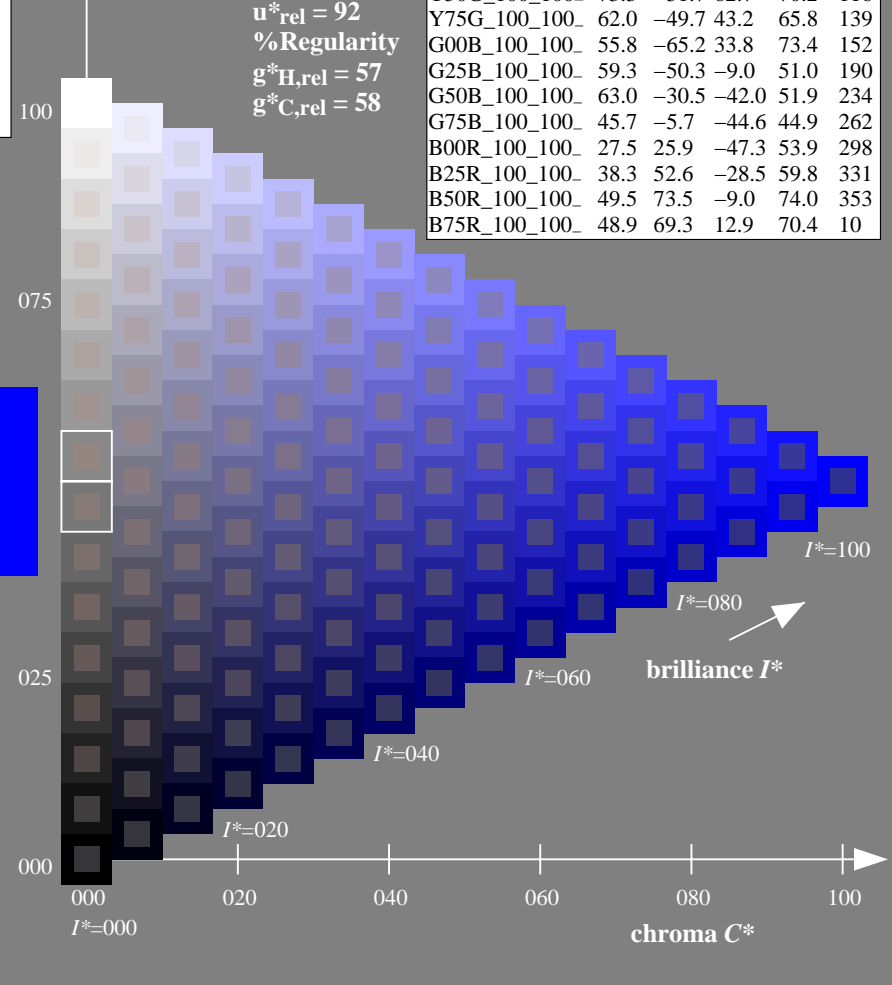

0.0 0.0 1.0 1.0 1.0

triangle lightness T^*

ORS20a; adapted (a) CIELAB data

H^*_-	$L^*=L^*_a a^*_a$	b^*_a	$C^*_{ab,a}$	$h^*_{ab,a}$
R00Y_100_100_	48.4	66.1	40.2	77.3
R25Y_100_100_	56.8	48.0	50.5	69.6
R50Y_100_100_	68.6	25.0	63.9	68.6
R75Y_100_100_	80.6	4.8	77.2	77.3
Y00G_100_100_	90.2	-9.6	88.2	88.7
Y25G_100_100_	83.2	-18.4	79.9	81.9
Y50G_100_100_	73.3	-31.7	62.7	70.2
Y75G_100_100_	62.0	-49.7	43.2	65.8
G00B_100_100_	55.8	-65.2	33.8	73.4
G25B_100_100_	59.3	-50.3	-9.0	51.0
G50B_100_100_	63.0	-30.5	-42.0	51.9
G75B_100_100_	45.7	-5.7	-44.6	44.9
B00R_100_100_	27.5	25.9	-47.3	53.9
B25R_100_100_	38.3	52.6	-28.5	59.8
B50R_100_100_	49.5	73.5	-9.0	74.0
B75R_100_100_	48.9	69.3	12.9	70.4

%Gamut
 $u^*_{rel} = 92$
%Regularity
 $g^*_{H,rel} = 57$
 $g^*_{C,rel} = 58$



see similar files: http://130.149.60.45/~farbmetrik/RE10/RE10.HTM
technical information: http://www.ps.bam.de or http://130.149.60.45/~farbmetrik

TUB registration: 20130201-RE10/RE10LOFP.PDF /.PS
application for measurement of display output

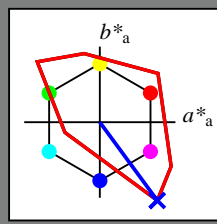
TUB material: code=rh4ta

Input and Output: Television Luminous System TLS00a for relative CIELAB hue $h_{ab,a,rel} = h_{ab}/360 = 306/360 = 0.85$

$H^*_d = B00R_d$

Data for any device (d) or elementary (e) colour:

HIC^*_d
hue text for the colours of this page:
 $H^*_d = B00R_d$
triangle lightness T^*



TLS00a; adapted (a) CIELAB data

name	$L^*=L^*_a a^*_a$	b^*_a	$C^*_{ab,a}$	$h^*_{ab,a}$
$R_{d, Ma}$	50.4	76.9	64.5	100.4
$Y_{d, Ma}$	92.6	-20.7	90.7	93.0
$G_{d, Ma}$	83.6	-82.7	79.8	115.0
$C_{d, Ma}$	86.8	-46.1	-13.5	48.1
$B_{d, Ma}$	30.3	76.0	-103.5	128.5
$M_{d, Ma}$	57.2	94.3	-58.4	110.9
$N_{d, Ma}$	0.0	0.0	0.0	0
$W_{d, Ma}$	95.4	0.0	0.0	0
$R_{d, CIE}$	39.9	58.7	27.9	65.0
$Y_{d, CIE}$	81.2	-2.8	71.5	71.6
$G_{d, CIE}$	52.2	-42.4	13.6	44.5
$B_{d, CIE}$	30.5	1.4	-46.4	46.4

Data for maximum colour (Ma):

$LabCh^*_{d, Ma}$: 30 76 -103 128 306

$HIC^*_{d, Ma}$: B00R_100_100d

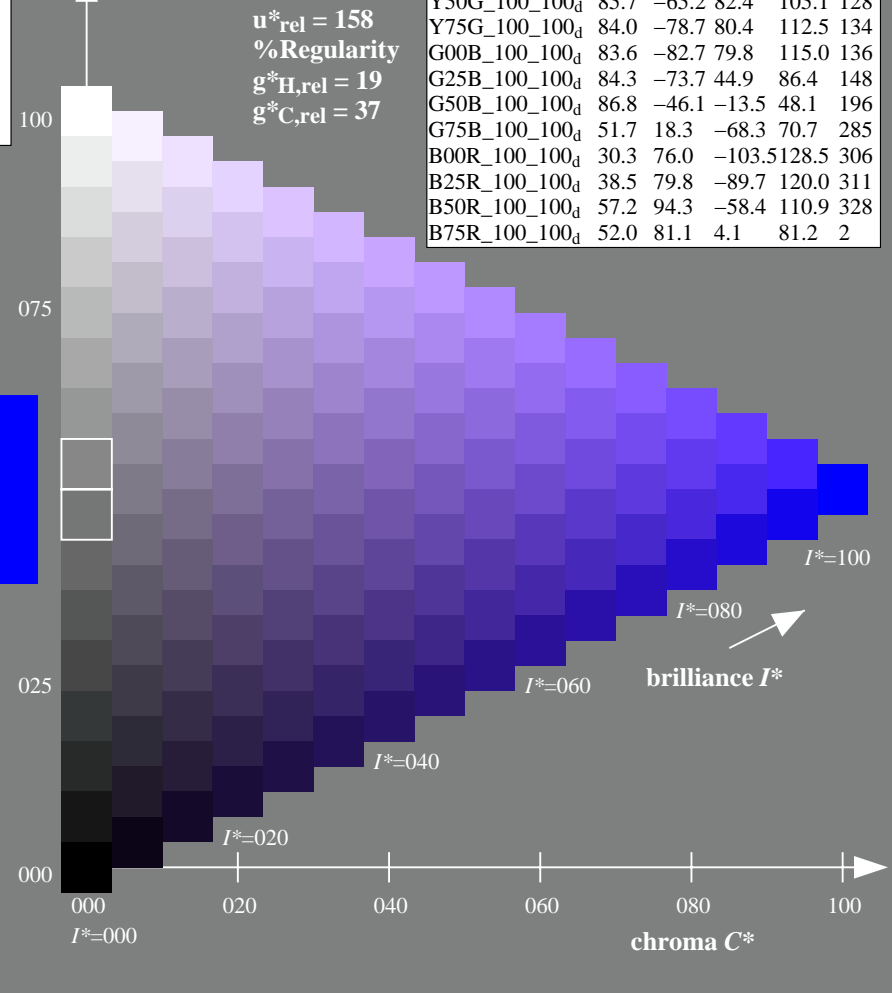
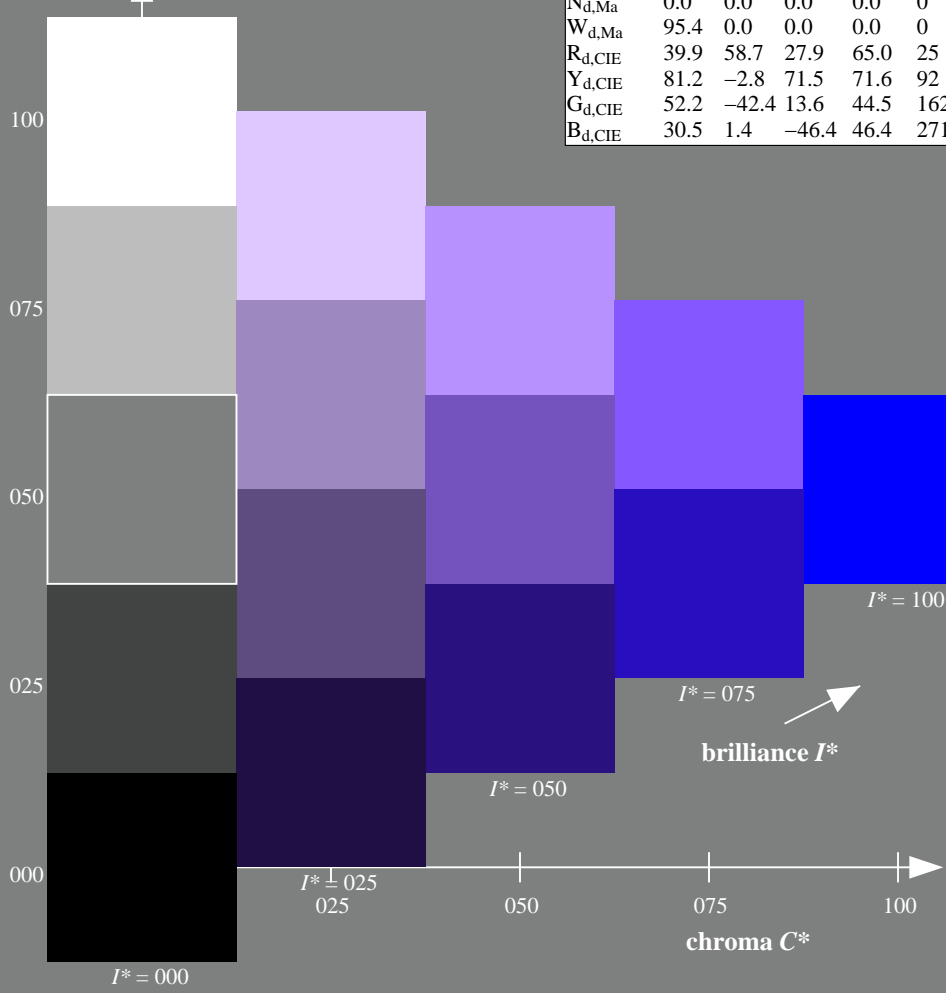
$rgbic^*_{d, Ma}$: 0.0 0.0 1.0 1.0 1.0

triangle lightness T^*

TLS00a; adapted (a) CIELAB data

H^*_d	$L^*=L^*_a a^*_a$	b^*_a	$C^*_{ab,a}$	$h^*_{ab,a}$
$R00Y_{100_100d}$	50.4	76.9	64.5	100.4
$R25Y_{100_100d}$	53.7	67.6	65.8	94.4
$R50Y_{100_100d}$	63.6	41.3	71.0	82.2
$R75Y_{100_100d}$	78.2	7.8	80.6	81.0
$Y00G_{100_100d}$	92.6	-20.7	90.7	93.0
$Y25G_{100_100d}$	88.7	-43.3	86.2	96.5
$Y50G_{100_100d}$	85.7	-65.2	82.4	105.1
$Y75G_{100_100d}$	84.0	-78.7	80.4	112.5
$G00B_{100_100d}$	83.6	-82.7	79.8	115.0
$G25B_{100_100d}$	84.3	-73.7	44.9	86.4
$G50B_{100_100d}$	86.8	-46.1	-13.5	48.1
$G75B_{100_100d}$	51.7	18.3	-68.3	70.7
$B00R_{100_100d}$	30.3	76.0	-103.5	128.5
$B25R_{100_100d}$	38.5	79.8	-89.7	120.0
$B50R_{100_100d}$	57.2	94.3	-58.4	110.9
$B75R_{100_100d}$	52.0	81.1	4.1	81.2

%Gamut
 $u^*_{rel} = 158$
%Regularity
 $g^*_{H,rel} = 19$
 $g^*_{C,rel} = 37$



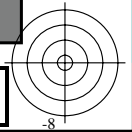
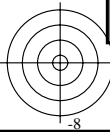
see similar files: http://130.149.60.45/~farbmetrik/RE10/RE10L0FP.PDF /.PS
technical information: http://www.ps.bam.de or http://130.149.60.45/~farbmetrik

TUB registration: 20130201-RE10/RE10L0FP.PDF /.PS
application for measurement of display output, no separation

TUB material: code=rh4ta

TUB-test chart RE10; hue code: $H^*_d=B00R_d$
Test chart according to DIN 33872, 3D=1, de=0, sRGB*

input: $rgb/cmyk \rightarrow rgb_{dd}$
output: 3D-linearization to rgb^*_{dd}



Input and Output: Offset Reflective System ORS18a for relative CIELAB hue $h_{ab,a,rel} = h_{ab}/360 = 298/360 = 0.82$

$H^*_ = B00R_$

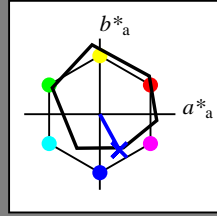
Data for any device (d) or elementary (e) colour:

$HIC^*_$

hue text for the colours of this page:

$H^*_ = B00R_$

triangle lightness T^*



ORS18a; adapted (a) CIELAB data

name	$L^*=L^*_a a^*_a$	b^*_a	$C^*_{ab,a}$	$h^*_{ab,a}$
R _{-,Ma}	47.9	65.3	50.5	82.6
Y _{-,Ma}	90.3	-10.2	91.7	92.3
G _{-,Ma}	50.9	-62.8	34.9	71.9
C _{-,Ma}	58.6	-30.3	-45.0	54.2
B _{-,Ma}	25.7	31.0	-44.4	54.2
M _{-,Ma}	48.1	75.2	-8.3	75.7
N _{-,Ma}	18.0	0.0	0.0	0.0
W _{-,Ma}	95.4	0.0	0.0	0.0
R _{-,CIE}	39.9	58.7	27.9	65.0
Y _{-,CIE}	81.2	-2.8	71.5	71.6
G _{-,CIE}	52.2	-42.4	13.6	44.5
B _{-,CIE}	30.5	1.4	-46.4	46.4

Data for maximum colour (Ma):

$LabCh^*_{-,Ma}$: 27 25 -47 53 298

$HIC^*_{-,Ma}$: B00R_100_100_

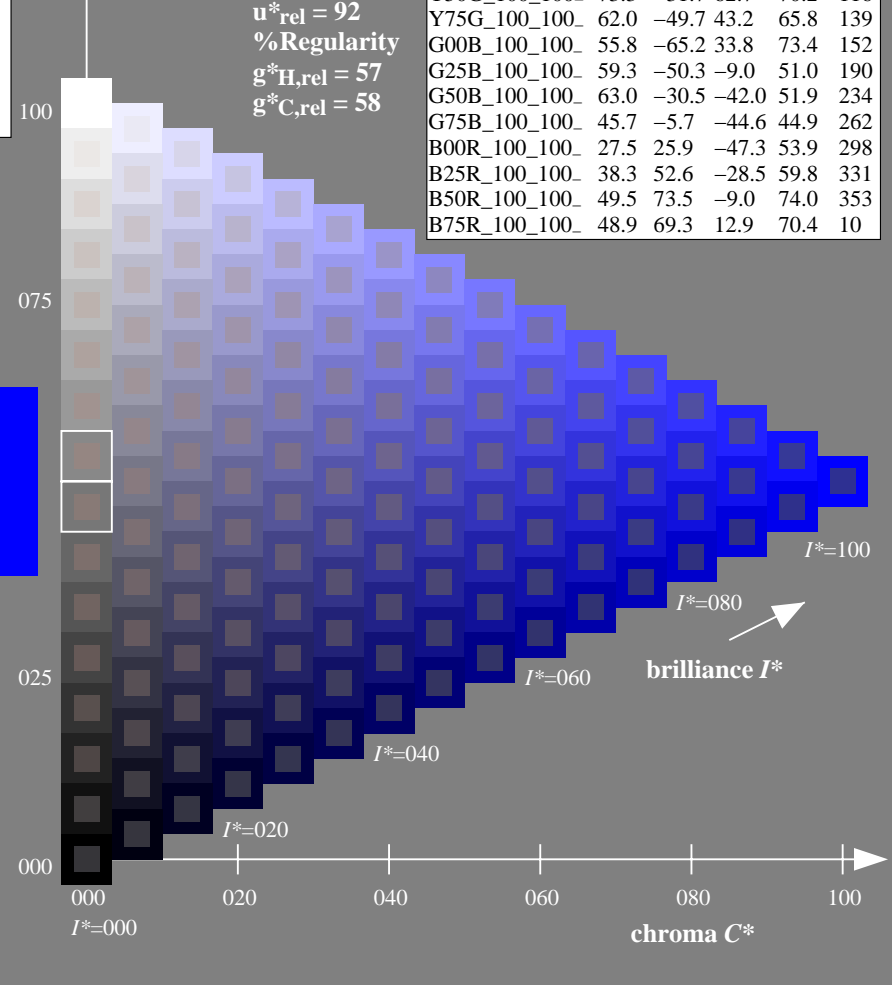

$rgbic^*_{-,Ma}$:

0.0 0.0 1.0 1.0 1.0

triangle lightness T^*

ORS20a; adapted (a) CIELAB data

$H^*_$	$L^*=L^*_a a^*_a$	b^*_a	$C^*_{ab,a}$	$h^*_{ab,a}$
R00Y_100_100_	48.4	66.1	40.2	77.3
R25Y_100_100_	56.8	48.0	50.5	69.6
R50Y_100_100_	68.6	25.0	63.9	68.6
R75Y_100_100_	80.6	4.8	77.2	77.3
Y00G_100_100_	90.2	-9.6	88.2	88.7
Y25G_100_100_	83.2	-18.4	79.9	81.9
Y50G_100_100_	73.3	-31.7	62.7	70.2
Y75G_100_100_	62.0	-49.7	43.2	65.8
G00B_100_100_	55.8	-65.2	33.8	73.4
G25B_100_100_	59.3	-50.3	-9.0	51.0
G50B_100_100_	63.0	-30.5	-42.0	51.9
G75B_100_100_	45.7	-5.7	-44.6	44.9
B00R_100_100_	27.5	25.9	-47.3	53.9
B25R_100_100_	38.3	52.6	-28.5	59.8
B50R_100_100_	49.5	73.5	-9.0	74.0
B75R_100_100_	48.9	69.3	12.9	70.4



see similar files: <http://130.149.60.45/~farbmetrik/RE10/RE10.HTM>
technical information: <http://www.ps.bam.de> or <http://130.149.60.45/~farbmetrik>

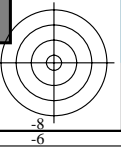
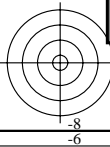
TUB registration: 20130201-RE10/RE10LOFP.PDF /.PS
application for measurement of display output

TUB material: code=rh4ta

1-113030-L0 RE100-7N

TUB-test chart RE10; hue code: $H^*_ = B00R_$
Test chart according to DIN 33872, 3D=1, de=1, sRGB*

input: $rgb/cmyk \rightarrow rgb/cmyk$
output: no change



Input and Output: Television Luminous System TLS00a for relative CIELAB hue $h_{ab,a,rel} = h_{ab}/360 = 271/360 = 0.75$

$H^*_e = B00R_e$

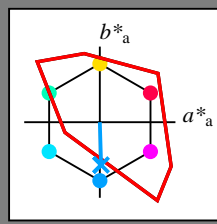
Data for any device (d) or elementary (e) colour:

HIC^*_e

hue text for the colours of this page:

$H^*_e = B00R_e$

triangle lightness T^*



TLS00a; adapted (a) CIELAB data

name	$L^*=L^*_a$	a^*_a	b^*_a	$C^*_{ab,a}$	$h^*_{ab,a}$
Re,Ma	50.9	78.3	37.3	86.7	25
Ye,Ma	83.7	-3.4	84.5	84.5	92
Ge,Ma	85.1	-64.6	20.7	67.9	162
Ce,Ma	79.0	-34.2	-25.7	42.8	216
Be,Ma	59.2	1.7	-56.6	56.6	271
Me,Ma	57.1	94.1	-57.4	110.3	328
Ne,Ma	0.0	0.0	0.0	0.0	0
We,Ma	95.4	0.0	0.0	0.0	0
Re,CIE	39.9	58.7	27.9	65.0	25
Ye,CIE	81.2	-2.8	71.5	71.6	92
Ge,CIE	52.2	-42.4	13.6	44.5	162
Be,CIE	30.5	1.4	-46.4	46.4	271

Data for maximum colour (Ma):

$LabCh^*_{e, Ma}: 59 \ 1 \ -56 \ 56 \ 271$

$HIC^*_{e, Ma}: B00R_100_100_e$

$rgbic^*_{e, Ma}$:

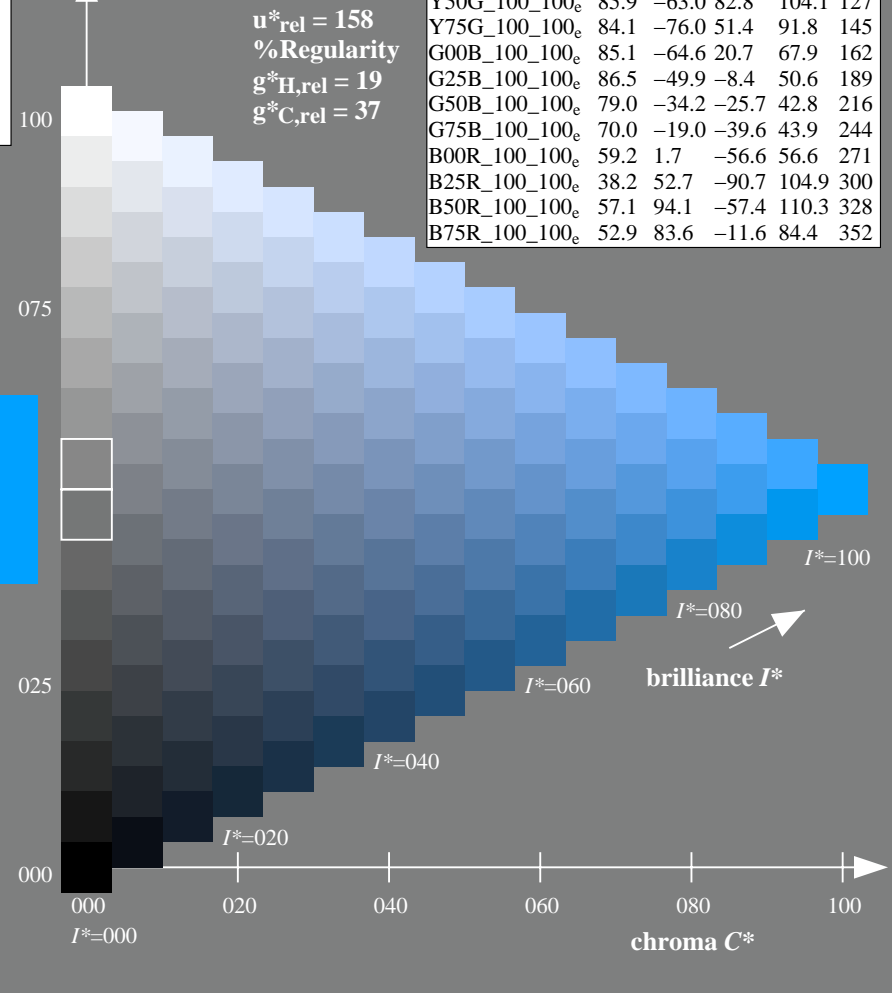
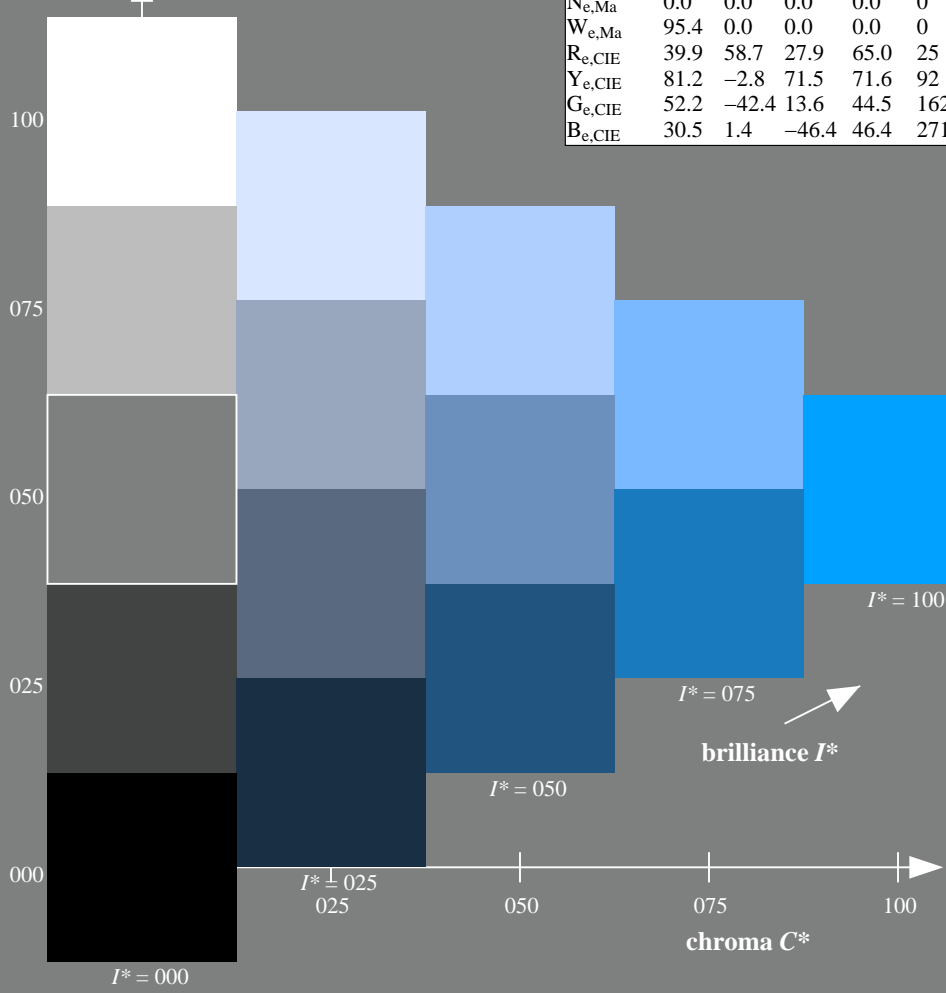
0.0 0.6 1.0 1.0 1.0

triangle lightness T^*

TLS00a; adapted (a) CIELAB data

H^*_e	$L^*=L^*_a$	a^*_a	b^*_a	$C^*_{ab,a}$	$h^*_{ab,a}$
R00Y_100_100_e	50.9	78.3	37.3	86.7	25
R25Y_100_100_e	51.3	74.4	64.8	98.7	41
R50Y_100_100_e	63.1	42.7	70.8	82.7	58
R75Y_100_100_e	73.5	18.3	77.7	79.8	76
Y00G_100_100_e	83.7	-3.4	84.5	84.5	92
Y25G_100_100_e	91.0	-29.9	88.9	93.8	108
Y50G_100_100_e	85.9	-63.0	82.8	104.1	127
Y75G_100_100_e	84.1	-76.0	51.4	91.8	145
G00B_100_100_e	85.1	-64.6	20.7	67.9	162
G25B_100_100_e	86.5	-49.9	-8.4	50.6	189
G50B_100_100_e	79.0	-34.2	-25.7	42.8	216
G75B_100_100_e	70.0	-19.0	-39.6	43.9	244
B00R_100_100_e	59.2	1.7	-56.6	56.6	271
B25R_100_100_e	38.2	52.7	-90.7	104.9	300
B50R_100_100_e	57.1	94.1	-57.4	110.3	328
B75R_100_100_e	52.9	83.6	-11.6	84.4	352

%Gamut
 $u^*_{rel} = 158$
%Regularity
 $g^*_{H,rel} = 19$
 $g^*_{C,rel} = 37$



see similar files: <http://130.149.60.45/~farbmetrik/RE10/RE10L0FP.PDF> / .PS
technical information: <http://www.ps.bam.de> or <http://130.149.60.45/~farbmetrik>

TUB registration: 20130201-RE10/RE10L0FP.PDF / .PS
application for measurement of display output, no separation

TUB material: code=rh4ta