


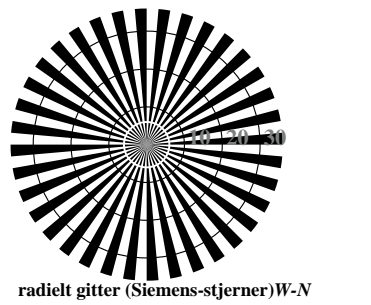
se lignende filer: http://130.149.60.45/~farbmetrik/RN99/RN99.HTM
teknisk informasjon: http://www.ps.bam.de eller http://130.149.60.45/~farbmetrik

TUB registrering: 20150901-RN99/RN99L0FP.PDF /.PS
anvendelse for måling av display output, ingen separasjon


TUB-material: code=rh4ta



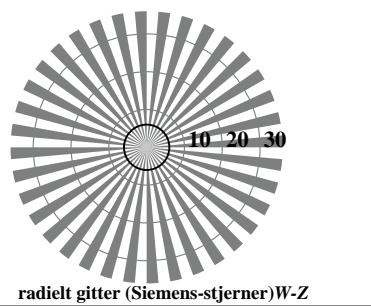
radielt gitter (Siemens-stjerner)N-W



radielt gitter (Siemens-stjerner)W-N

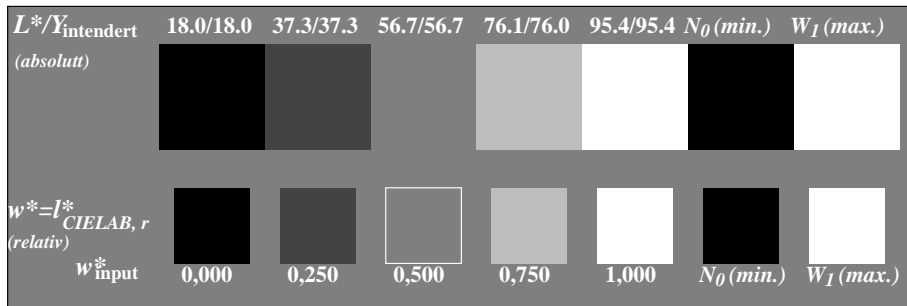


radielt gitter (Siemens-stjerner)N-Z

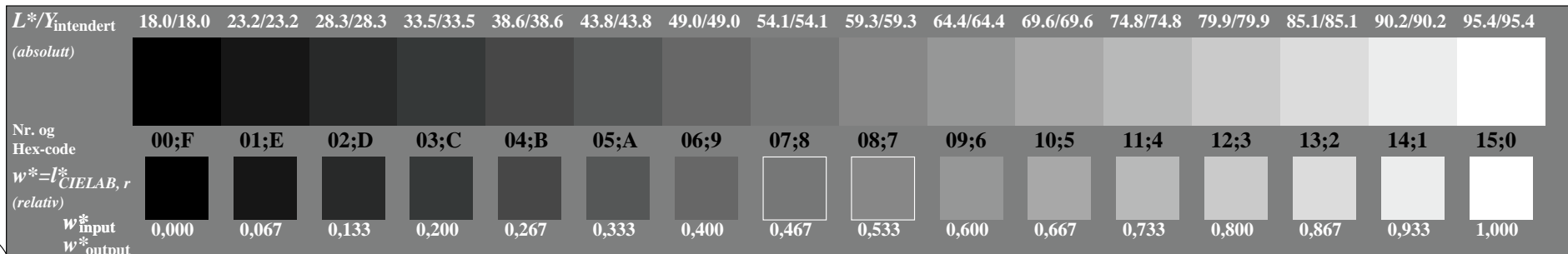


radielt gitter (Siemens-stjerner)W-Z

RN990-3, Figur A1Wde: Element A: Radielt gitter N-W, W-N, N-Z og W-Z; PS operator: w* setgray



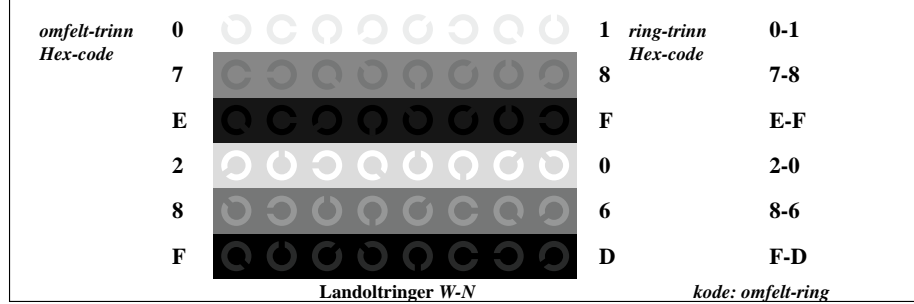

RN990-5, Figur A2Wde: Element B: 5 visuelle ekvidistante L^* -gråtrinn + N_0 + W_1 ; PS operator: w* setgray



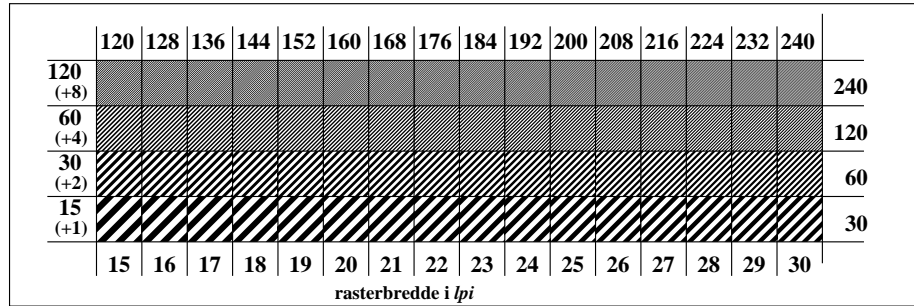
RN990-7, Figur A3Wde: Element C: 16 visuelle ekvidistante L^* -gråtrinn; PS operator: w* setgray



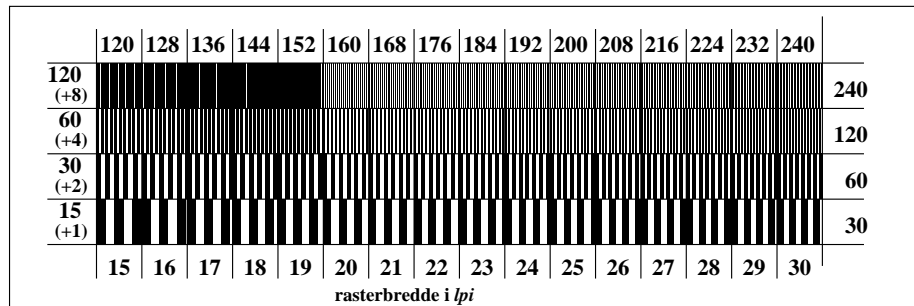
prøveplansje RN99; ME16(ISO 9241-306), 3(ISO/IEC 15775) input: $rgb/cmyk \rightarrow rgb_{de}$
akromatisk prøveplansje N, 3D=1, de=1, sRGB* output: 3D-linearisering til rgb^*_{de}



RN991-1, Figur A4Wde: Element D: Landoltringer W-N; PS operator: w* setgray



RN991-3, Figur A5Wde: Element E: Linjeraster med 45° (eller 135°); PS operator: w* setgray



RN991-5, Figur A6Wde: Element F: Linjeraster med 90° (eller 0°); PS operator: w* setgray