

Entrada i salida: Television Luminous System TLS00a for relative CIELAB hue $h_{ab,a,rel} = h_{ab}/360 = 285/360 = 0.79$

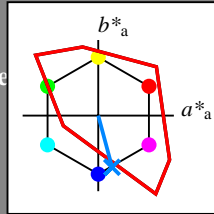
$H^*_d = G75B_d$

Datos del dispositivo (d) o elemental (e) color:

HIC^*_d
código de tono para los colores
esta página:

$H^*_d = G75B_d$

triángulo claridad T^*



TLS00a; datos adaptados CIELAB (a)

name	$L^*=L^*_a$	a^*_a	b^*_a	$C^*_{ab,a}$	$h^*_{ab,a}$
R _{d,Ma}	50.4	76.9	64.5	100.4	40
Y _{d,Ma}	92.6	-20.7	90.7	93.0	102
G _{d,Ma}	83.6	-82.7	79.8	115.0	136
C _{d,Ma}	86.8	-46.1	-13.5	48.1	196
B _{d,Ma}	30.3	76.0	-103.5	128.5	306
M _{d,Ma}	57.2	94.3	-58.4	110.9	328
N _{d,Ma}	0.0	0.0	0.0	0.0	0
W _{d,Ma}	95.4	0.0	0.0	0.0	0
R _{d,CIE}	39.9	58.7	27.9	65.0	25
Y _{d,CIE}	81.2	-2.8	71.5	71.6	92
G _{d,CIE}	52.2	-42.4	13.6	44.5	162
B _{d,CIE}	30.5	1.4	-46.4	46.4	271

Los datos de color máximo (Ma):

$LabCh^*_d, Ma$: 51 18 -68 70 285

HIC^*_d, Ma : G75B_100_100d

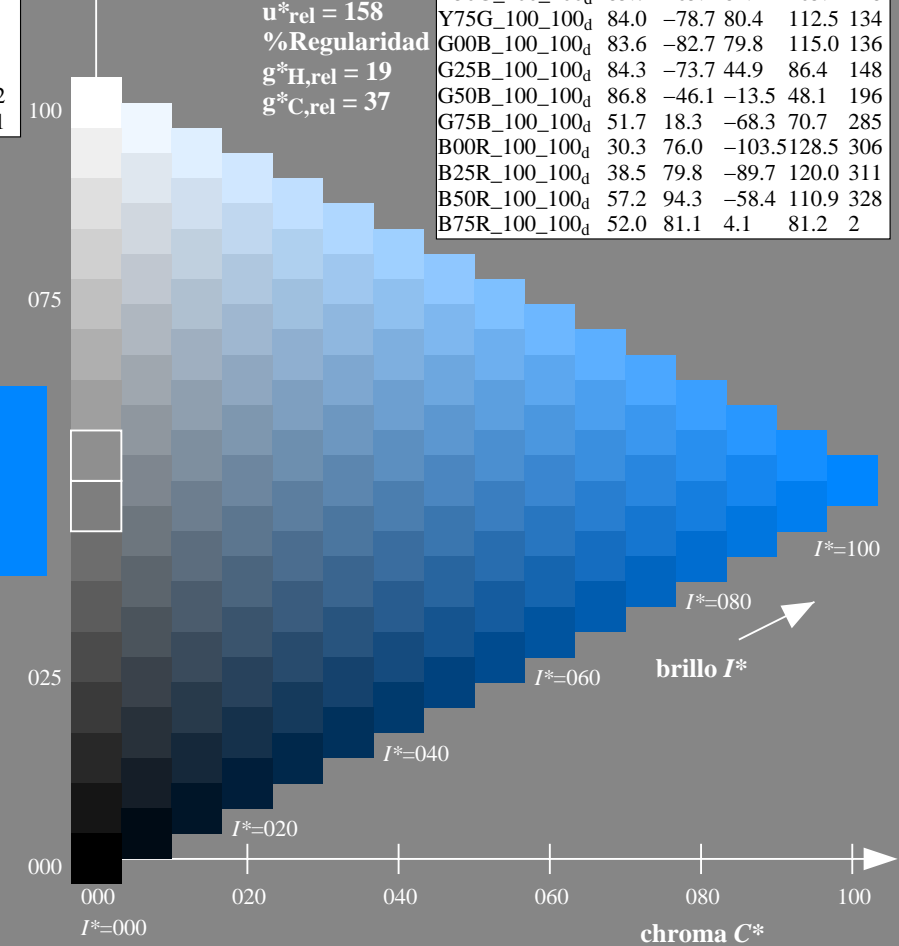
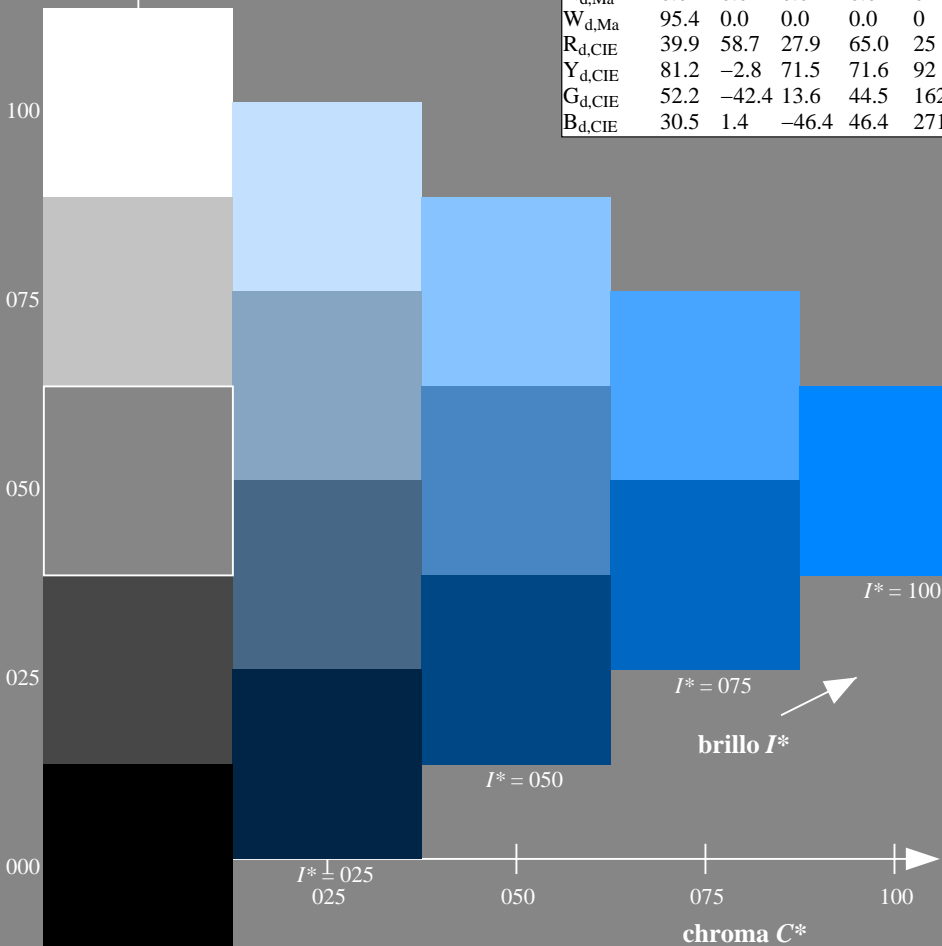
$rgbic^*_d, Ma$:

0.0 0.5 1.0 1.0 1.0

triángulo claridad T^*

TLS00a; datos adaptados CIELAB (a)

H^*_d	$L^*=L^*_a$	a^*_a	b^*_a	$C^*_{ab,a}$	$h^*_{ab,a}$
R00Y_100_100d	50.4	76.9	64.5	100.4	40
R25Y_100_100d	53.7	67.6	65.8	94.4	44
R50Y_100_100d	63.6	41.3	71.0	82.2	59
R75Y_100_100d	78.2	7.8	80.6	81.0	84
Y00G_100_100d	92.6	-20.7	90.7	93.0	102
Y25G_100_100d	88.7	-43.3	86.2	96.5	116
Y50G_100_100d	85.7	-65.2	82.4	105.1	128
Y75G_100_100d	84.0	-78.7	80.4	112.5	134
G00B_100_100d	83.6	-82.7	79.8	115.0	136
G25B_100_100d	84.3	-73.7	44.9	86.4	148
G50B_100_100d	86.8	-46.1	-13.5	48.1	196
G75B_100_100d	51.7	18.3	-68.3	70.7	285
B00R_100_100d	30.3	76.0	-103.5	128.5	306
B25R_100_100d	38.5	79.8	-89.7	120.0	311
B50R_100_100d	57.2	94.3	-58.4	110.9	328
B75R_100_100d	52.0	81.1	4.1	81.2	2



vea archivos semejantes: <http://130.149.60.45/~farbmetrik/RS00/RS00.HTM>
información técnica: <http://www.ps.bam.de> o <http://130.149.60.45/~farbmetrik>

TUB matrícula: 20130201-RS00/RS00LONP.PDF /.PS
aplicación para la medida de display output, ninguna separación

TUB material: code=thadta