

$XYZ_w=84.1998, 88.59, 96.46$

$$A = (a - a_n) Y$$

$$B = (b - b_n) Y$$

$$a = a_2 [x/y]$$

$$b = b_2 [z/y]$$

$$a_2 = 1$$

$$b_2 = -0,4$$

$$n = D65$$

LABCab 85

Name und Spektralbereich

R_m 565_770 Y_m 495_770

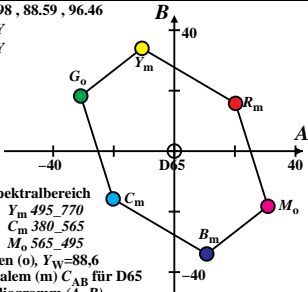
G_o 495_565 C_m 380_565

B_m 380_495 M_o 565_495

Optimalfarben (o), $Y_w=88,6$

4 von maximalem (m) C_{AB} für D65

in Buntwertdiagramm (A, B)



$XYZ_w=85.421, 88.59, 73.08$

$A = (a - a_n) Y$

$B = (b - b_n) Y$

$a = a_2 [x/y]$

$b = b_2 [z/y]$

$a_2 = 1$

$b_2 = -0,4$

$n = D50$

LABCab 85

Name und Spektralbereich

R_m 565_770 Y_m 495_770

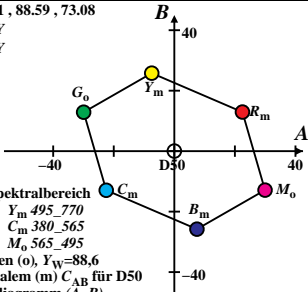
G_o 495_565 C_m 380_565

B_m 380_495 M_o 565_495

Optimalfarben (o), $Y_w=88,6$

4 von maximalem (m) C_{AB} für D50

in Buntwertdiagramm (A, B)



$XYZ_w=89.4154, 88.59, 57.3$

$$A = (a - a_n) Y$$

$$B = (b - b_n) Y$$

$$a = a_2 [x/y]$$

$$b = b_2 [z/y]$$

$$a_2 = 1$$

$$b_2 = -0,4$$

$$n = P40$$

LABCab 85

Name und Spektralbereich

R_m 565_770 Y_m 495_770

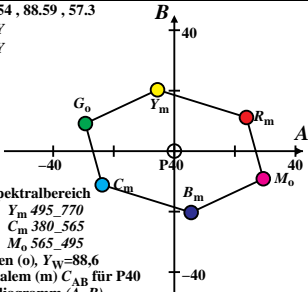
G_o 495_565 C_m 380_565

B_m 380_495 M_o 565_495

Optimalfarben (o), $Y_w=88,6$

4 von maximalem (m) C_{AB} für P40

in Buntwertdiagramm (A, B)



$XYZ_w=97.3152, 88.59, 31.52$

$$A = (a - a_n) Y$$

$$B = (b - b_n) Y$$

$$a = a_2 [x/y]$$

$$b = b_2 [z/y]$$

$$a_2 = 1$$

$$b_2 = -0,4$$

$$n = A00$$

LABCab 85

Name und Spektralbereich

R_m 565_770 Y_m 495_770

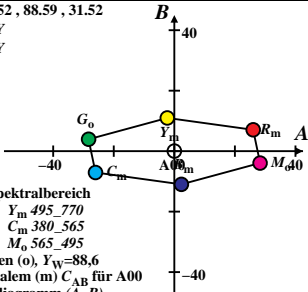
G_o 495_565 C_m 380_565

B_m 380_495 M_o 565_495

Optimalfarben (o), $Y_w=88,6$

4 von maximalem (m) C_{AB} für A00

in Buntwertdiagramm (A, B)



$XYZ_w=88.5907, 88.59, 88.59$

$$A = (a - a_n) Y$$

$$B = (b - b_n) Y$$

$$a = a_2 [x/y]$$

$$b = b_2 [z/y]$$

$$a_2 = 1$$

$$b_2 = -0,4$$

$$n = E00$$

LABCab 85

Name und Spektralbereich

R_m 565_770 Y_m 495_770

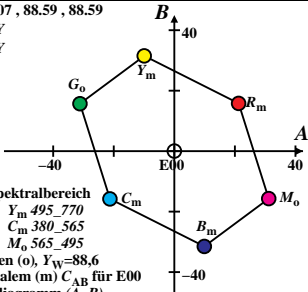
G_o 495_565 C_m 380_565

B_m 380_495 M_o 565_495

Optimalfarben (o), $Y_w=88,6$

4 von maximalem (m) C_{AB} für E00

in Buntwertdiagramm (A, B)



$XYZ_w=86.8818, 88.59, 104.73$

$$A = (a - a_n) Y$$

$$B = (b - b_n) Y$$

$$a = a_2 [x/y]$$

$$b = b_2 [z/y]$$

$$a_2 = 1$$

$$b_2 = -0,4$$

$$n = C00$$

LABCab 85

Name und Spektralbereich

R_m 565_770 Y_m 495_770

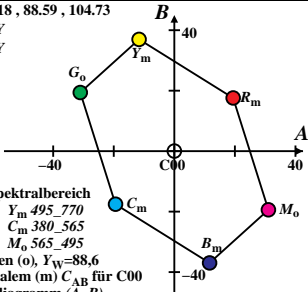
G_o 495_565 C_m 380_565

B_m 380_495 M_o 565_495

Optimalfarben (o), $Y_w=88,6$

4 von maximalem (m) C_{AB} für C00

in Buntwertdiagramm (A, B)



$XYZ_w=90.421, 88.59, 71.81$

$$A = (a - a_n) Y$$

$$B = (b - b_n) Y$$

$$a = a_2 [x/y]$$

$$b = b_2 [z/y]$$

$$a_2 = 1$$

$$b_2 = -0,4$$

$$n = P00$$

LABCab 85

Name und Spektralbereich

R_m 565_770 Y_m 495_770

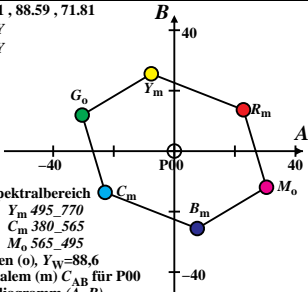
G_o 495_565 C_m 380_565

B_m 380_495 M_o 565_495

Optimalfarben (o), $Y_w=88,6$

4 von maximalem (m) C_{AB} für P00

in Buntwertdiagramm (A, B)



$XYZ_w=86.7591, 88.59, 105.38$

$$A = (a - a_n) Y$$

$$B = (b - b_n) Y$$

$$a = a_2 [x/y]$$

$$b = b_2 [z/y]$$

$$a_2 = 1$$

$$b_2 = -0,4$$

$$n = Q00$$

LABCab 85

Name und Spektralbereich

R_m 565_770 Y_m 495_770

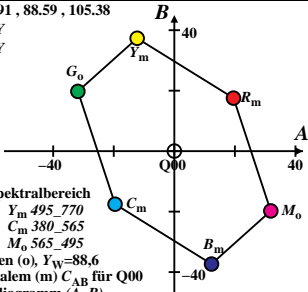
G_o 495_565 C_m 380_565

B_m 380_495 M_o 565_495

Optimalfarben (o), $Y_w=88,6$

4 von maximalem (m) C_{AB} für Q00

in Buntwertdiagramm (A, B)



$XYZ_w=84.1998, 88.59, 96.46$

$$A = (a - a_n) Y$$

$$B = (b - b_n) Y$$

$$a = a_2 [x/y]$$

$$b = b_2 [z/y]$$

$$a_2 = 1$$

$$b_2 = -0,4$$

$$n = D65$$

LABCab 85

Name und Spektralbereich

R_m 565_770 Y_m 495_770

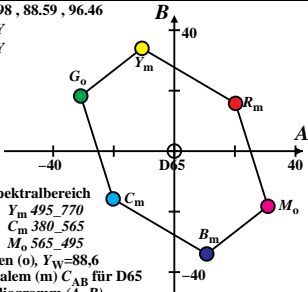
G_o 495_565 C_m 380_565

B_m 380_495 M_o 565_495

Optimalfarben (o), $Y_w=88,6$

4 von maximalem (m) C_{AB} für D65

in Buntwertdiagramm (A, B)



$XYZ_w=85.421, 88.59, 73.08$

$$A = (a - a_n) Y$$

$$B = (b - b_n) Y$$

$$a = a_2 [x/y]$$

$$b = b_2 [z/y]$$

$$a_2 = 1$$

$$b_2 = -0,4$$

$$n = D50$$

LABCab 85

Name und Spektralbereich

R_m 565_770 Y_m 495_770

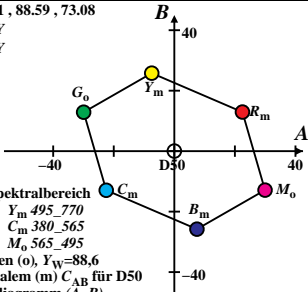
G_o 495_565 C_m 380_565

B_m 380_495 M_o 565_495

Optimalfarben (o), $Y_w=88,6$

4 von maximalem (m) C_{AB} für D50

in Buntwertdiagramm (A, B)



$XYZ_w=89.4154, 88.59, 57.3$

$$A = (a - a_n) Y$$

$$B = (b - b_n) Y$$

$$a = a_2 [x/y]$$

$$b = b_2 [z/y]$$

$$a_2 = 1$$

$$b_2 = -0,4$$

$$n = P40$$

LABCab 85

Name und Spektralbereich

R_m 565_770 Y_m 495_770

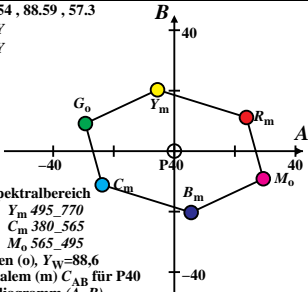
G_o 495_565 C_m 380_565

B_m 380_495 M_o 565_495

Optimalfarben (o), $Y_w=88,6$

4 von maximalem (m) C_{AB} für P40

in Buntwertdiagramm (A, B)



$XYZ_w=97.3152, 88.59, 31.52$

$$A = (a - a_n) Y$$

$$B = (b - b_n) Y$$

$$a = a_2 [x/y]$$

$$b = b_2 [z/y]$$

$$a_2 = 1$$

$$b_2 = -0,4$$

$$n = A00$$

LABCab 85

Name und Spektralbereich

R_m 565_770 Y_m 495_770

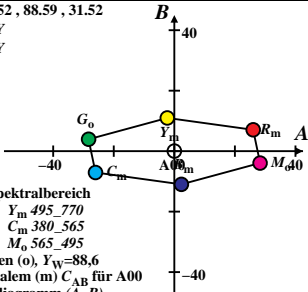
G_o 495_565 C_m 380_565

B_m 380_495 M_o 565_495

Optimalfarben (o), $Y_w=88,6$

4 von maximalem (m) C_{AB} für A00

in Buntwertdiagramm (A, B)



$XYZ_w=88.5907, 88.59, 88.59$

$$A = (a - a_n) Y$$

$$B = (b - b_n) Y$$

$$a = a_2 [x/y]$$

$$b = b_2 [z/y]$$

$$a_2 = 1$$

$$b_2 = -0,4$$

$$n = E00$$

LABCab 85

Name und Spektralbereich

R_m 565_770 Y_m 495_770

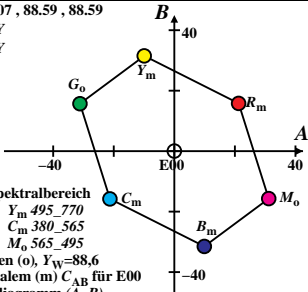
G_o 495_565 C_m 380_565

B_m 380_495 M_o 565_495

Optimalfarben (o), $Y_w=88,6$

4 von maximalem (m) C_{AB} für E00

in Buntwertdiagramm (A, B)



$XYZ_w=86.8818, 88.59, 104.73$

$$A = (a - a_n) Y$$

$$B = (b - b_n) Y$$

$$a = a_2 [x/y]$$

$$b = b_2 [z/y]$$

$$a_2 = 1$$

$$b_2 = -0,4$$

$$n = C00$$

LABCab 85

Name und Spektralbereich

R_m 565_770 Y_m 495_770

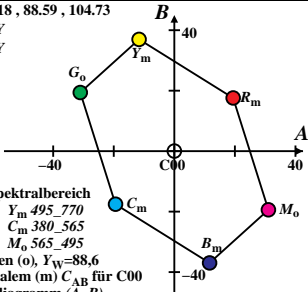
G_o 495_565 C_m 380_565

B_m 380_495 M_o 565_495

Optimalfarben (o), $Y_w=88,6$

4 von maximalem (m) C_{AB} für C00

in Buntwertdiagramm (A, B)



$XYZ_w=90.421, 88.59, 71.81$

$$A = (a - a_n) Y$$

$$B = (b - b_n) Y$$

$$a = a_2 [x/y]$$

$$b = b_2 [z/y]$$

$$a_2 = 1$$

$$b_2 = -0,4$$

$$n = P00$$

LABCab 85

Name und Spektralbereich

R_m 565_770 Y_m 495_770

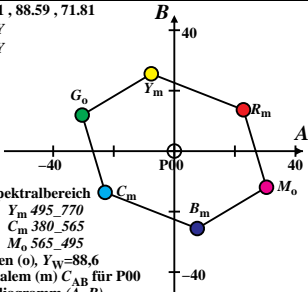
G_o 495_565 C_m 380_565

B_m 380_495 M_o 565_495

Optimalfarben (o), $Y_w=88,6$

4 von maximalem (m) C_{AB} für P00

in Buntwertdiagramm (A, B)



$XYZ_w=86.7591, 88.59, 105.38$

$$A = (a - a_n) Y$$

$$B = (b - b_n) Y$$

$$a = a_2 [x/y]$$

$$b = b_2 [z/y]$$

$$a_2 = 1$$

$$b_2 = -0,4$$

$$n = Q00$$

LABCab 85

Name und Spektralbereich

R_m 565_770 Y_m 495_770

G_o 495_565 C_m 380_565

B_m 380_495 M_o 565_495

Optimalfarben (o), $Y_w=88,6$

4 von maximalem (m) C_{AB} für Q00

in Buntwertdiagramm (A, B)

