

Entrada i salida: Offset Reflective System ORS18a

Datos del dispositivo (d) o elemental (e) color:

HIC*

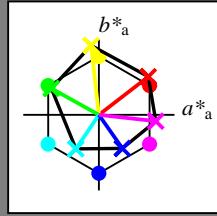
código de tono para los colores

esta página:

H* = R00Y_, R25Y_, ..., B75R_

ORS20a; datos adaptados CIELAB (a)

H*_	L*=L*_a a*_a	b*_a	C*_ab,a	h*_ab,a	
R00Y_100_100_	48.4	66.1	40.2	77.3	31
R25Y_100_100_	56.8	48.0	50.5	69.6	46
R50Y_100_100_	68.6	25.0	63.9	68.6	68
R75Y_100_100_	80.6	4.8	77.2	77.3	86
Y00G_100_100_	90.2	-9.6	88.2	88.7	96
Y25G_100_100_	83.2	-18.4	79.9	81.9	102
Y50G_100_100_	73.3	-31.7	62.7	70.2	116
Y75G_100_100_	62.0	-49.7	43.2	65.8	139
G00B_100_100_	55.8	-65.2	33.8	73.4	152
G25B_100_100_	59.3	-50.3	-9.0	51.0	190
G50B_100_100_	63.0	-30.5	-42.0	51.9	234
G75B_100_100_	45.7	-5.7	-44.6	44.9	262
B00R_100_100_	27.5	25.9	-47.3	53.9	298
B25R_100_100_	38.3	52.6	-28.5	59.8	331
B50R_100_100_	49.5	73.5	-9.0	74.0	353
B75R_100_100_	48.9	69.3	12.9	70.4	10



%Gama
u*_rel = 92
%Regularidad
g*_H,rel = 57
g*_C,rel = 58

ORS18a; datos adaptados CIELAB (a)

Name	L*=L*_a a*_a	b*_a	C*_ab,a	h*_ab,a	
R_.,Ma	47.9	65.3	50.5	82.6	37
Y_.,Ma	90.3	-10.2	91.7	92.3	96
G_.,Ma	50.9	-62.8	34.9	71.9	150
C_.,Ma	58.6	-30.3	-45.0	54.2	236
B_.,Ma	25.7	31.0	-44.4	54.2	305
M_.,Ma	48.1	75.2	-8.3	75.7	353
N_.,Ma	18.0	0.0	0.0	0.0	0
W_.,Ma	95.4	0.0	0.0	0.0	0
R_.,CIE	39.9	58.7	27.9	65.0	25
Y_.,CIE	81.2	-2.8	71.5	71.6	92
G_.,CIE	52.2	-42.4	13.6	44.5	162
B_.,CIE	30.5	1.4	-46.4	46.4	271

vea archivos semejantes: http://130.149.60.45/~farbmetrik/SS00/SS00.HTM
información técnica: http://www.ps.bam.de o http://130.149.60.45/~farbmetrik

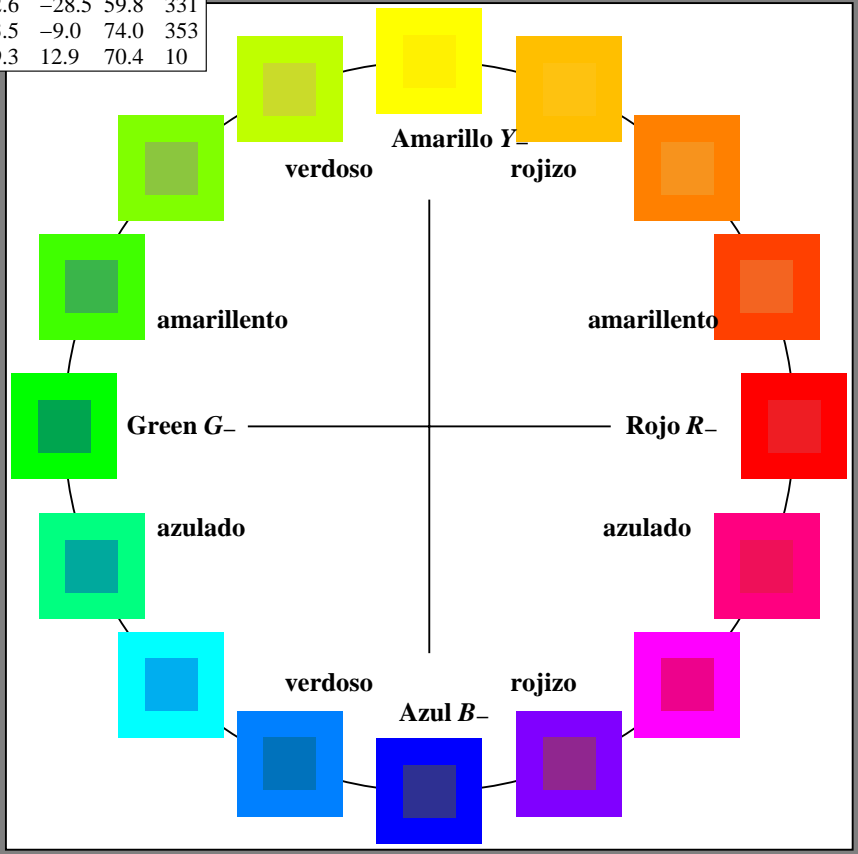
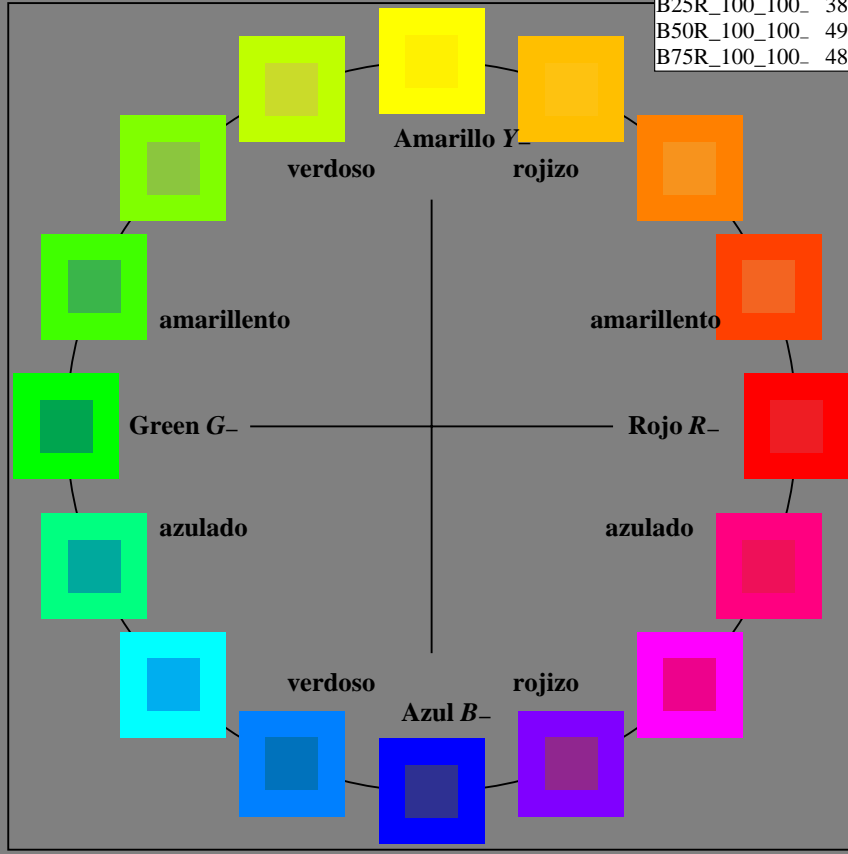


gráfico TUB-SS00; círculo de tono, 16 pasos
gráfico según a DIN 33872

entrada: rgb/cmyk -> rgb/cmyk
salida: ningún cambio



TUB matrícula: 20130201-SS00/SS00L0NA.TXT /.PS
aplicación para la medida de display output

TUB material: code=rh4ta

Entrada i salida: Television Luminous System TLS00a

Datos del dispositivo (d) o elemental (e) color:

HIC^*_d

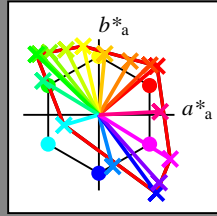
código de tono para los colores

esta página:

$H^*_d = R00Y_d, R25Y_d, \dots, B75R_d$

TLS00a; datos adaptados CIELAB (a)

H^*_d	$L^*=L^*_a a^*_a$	b^*_a	$C^*_{ab,a}$	$h^*_{ab,a}$
R00Y_100_100 _d	50.4	76.9	64.5	100.4 40
R25Y_100_100 _d	53.7	67.6	65.8	94.4 44
R50Y_100_100 _d	63.6	41.3	71.0	82.2 59
R75Y_100_100 _d	78.2	7.8	80.6	81.0 84
Y00G_100_100 _d	92.6	-20.7	90.7	93.0 102
Y25G_100_100 _d	88.7	-43.3	86.2	96.5 116
Y50G_100_100 _d	85.7	-65.2	82.4	105.1 128
Y75G_100_100 _d	84.0	-78.7	80.4	112.5 134
G00B_100_100 _d	83.6	-82.7	79.8	115.0 136
G25B_100_100 _d	84.3	-73.7	44.9	86.4 148
G50B_100_100 _d	86.8	-46.1	-13.5	48.1 196
G75B_100_100 _d	51.7	18.3	-68.3	70.7 285
B00R_100_100 _d	30.3	76.0	-103.5	128.5 306
B25R_100_100 _d	38.5	79.8	-89.7	120.0 311
B50R_100_100 _d	57.2	94.3	-58.4	110.9 328
B75R_100_100 _d	52.0	81.1	4.1	81.2 2



%Gama
 $u^*_{rel} = 158$
 %Regularidad
 $g^*_{H,rel} = 19$
 $g^*_{C,rel} = 37$

TLS00a; datos adaptados CIELAB (a)

Name	$L^*=L^*_a a^*_a$	b^*_a	$C^*_{ab,a}$	$h^*_{ab,a}$
R _{d, Ma}	50.4	76.9	64.5	100.4 40
Y _{d, Ma}	92.6	-20.7	90.7	93.0 102
G _{d, Ma}	83.6	-82.7	79.8	115.0 136
C _{d, Ma}	86.8	-46.1	-13.5	48.1 196
B _{d, Ma}	30.3	76.0	-103.5	128.5 306
M _{d, Ma}	57.2	94.3	-58.4	110.9 328
N _{d, Ma}	0.0	0.0	0.0	0.0 0
W _{d, Ma}	95.4	0.0	0.0	0.0 0
R _{d, CIE}	39.9	58.7	27.9	65.0 25
Y _{d, CIE}	81.2	-2.8	71.5	71.6 92
G _{d, CIE}	52.2	-42.4	13.6	44.5 162
B _{d, CIE}	30.5	1.4	-46.4	46.4 271

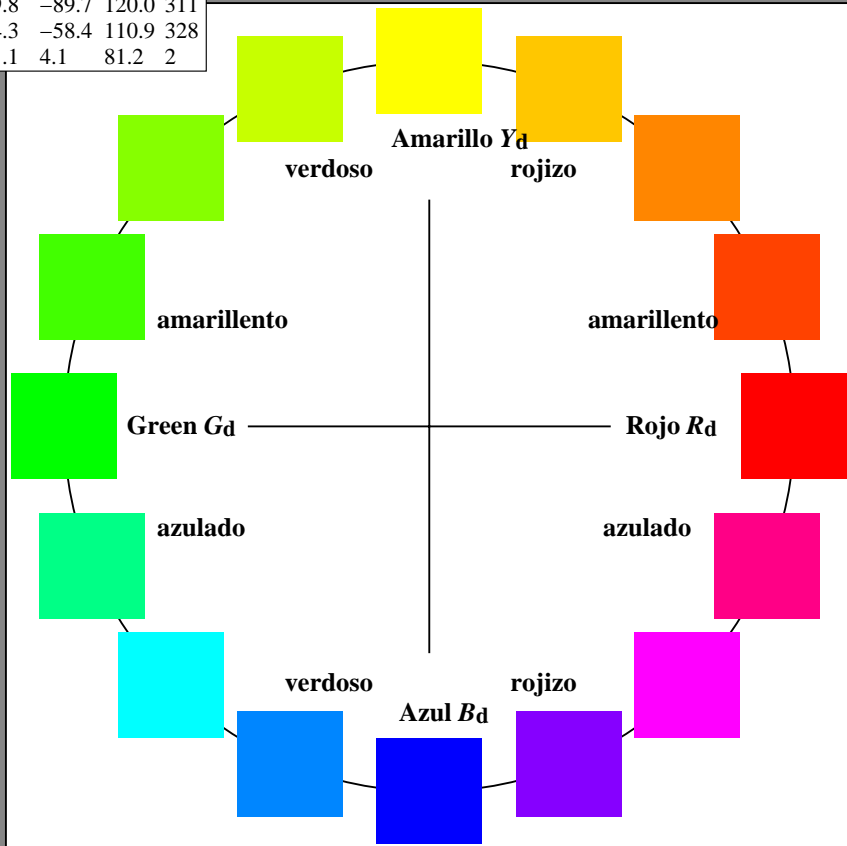
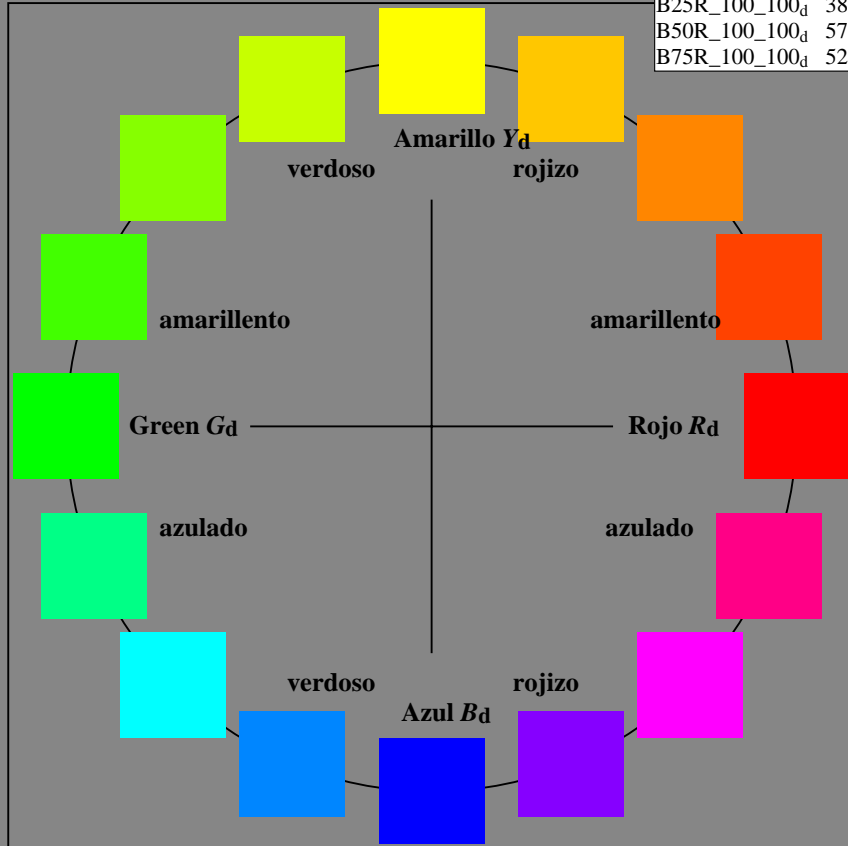


gráfico TUB-SS00; círculo de tono, 16 pasos
 gráfico según a DIN 33872, 3D=0, de=0, sRGB

entrada: $rgb/cmyk \rightarrow rgb_d$
 salida: $transfiera a rgb_d$

vea archivos semejantes: <http://130.149.60.45/~farbmetrik/SS00/SS00.HTM>
 información técnica: <http://www.ps.bam.de> o <http://130.149.60.45/~farbmetrik>

TUB matrícula: 20130201-SS00/SS00L0NA.TXT /.PS
 aplicación para la medida de display output, ninguna separación

TUB material: code=rh4ta

Entrada i salida: Offset Reflective System ORS18a

Datos del dispositivo (d) o elemental (e) color:

HIC*

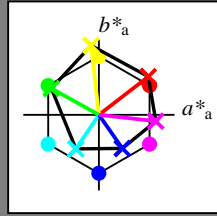
código de tono para los colores

esta página:

H* = R00Y_, R25Y_, ..., B75R_

ORS20a; datos adaptados CIELAB (a)

H*_	L*=L*_a a*_a	b*_a	C*_ab,a	h*_ab,a	
R00Y_100_100_	48.4	66.1	40.2	77.3	31
R25Y_100_100_	56.8	48.0	50.5	69.6	46
R50Y_100_100_	68.6	25.0	63.9	68.6	68
R75Y_100_100_	80.6	4.8	77.2	77.3	86
Y00G_100_100_	90.2	-9.6	88.2	88.7	96
Y25G_100_100_	83.2	-18.4	79.9	81.9	102
Y50G_100_100_	73.3	-31.7	62.7	70.2	116
Y75G_100_100_	62.0	-49.7	43.2	65.8	139
G00B_100_100_	55.8	-65.2	33.8	73.4	152
G25B_100_100_	59.3	-50.3	-9.0	51.0	190
G50B_100_100_	63.0	-30.5	-42.0	51.9	234
G75B_100_100_	45.7	-5.7	-44.6	44.9	262
B00R_100_100_	27.5	25.9	-47.3	53.9	298
B25R_100_100_	38.3	52.6	-28.5	59.8	331
B50R_100_100_	49.5	73.5	-9.0	74.0	353
B75R_100_100_	48.9	69.3	12.9	70.4	10

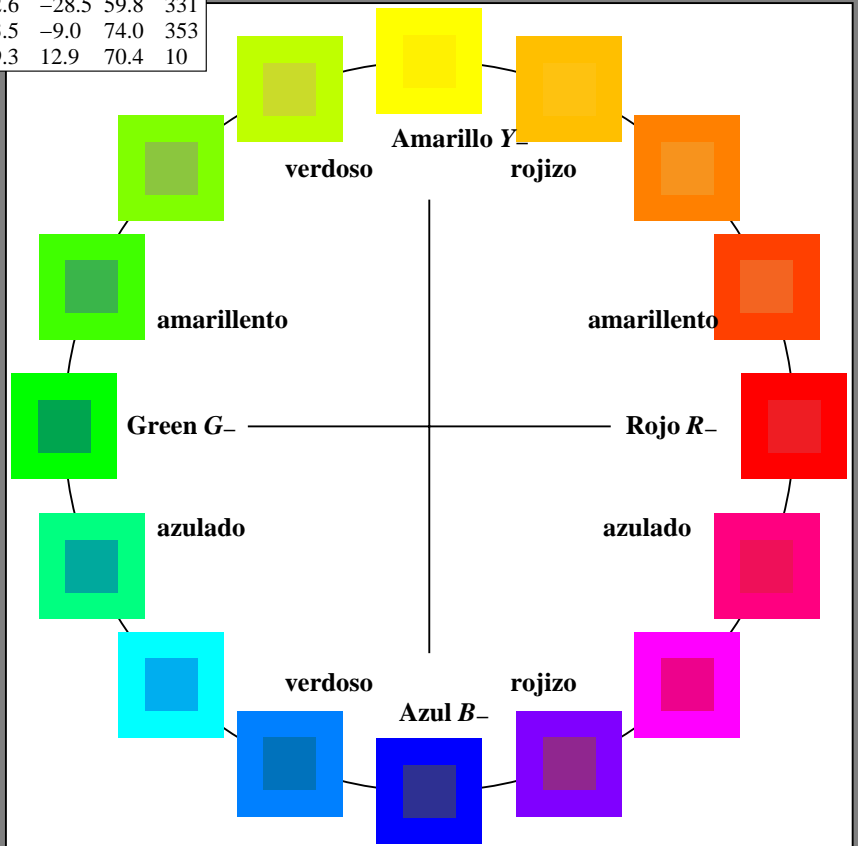
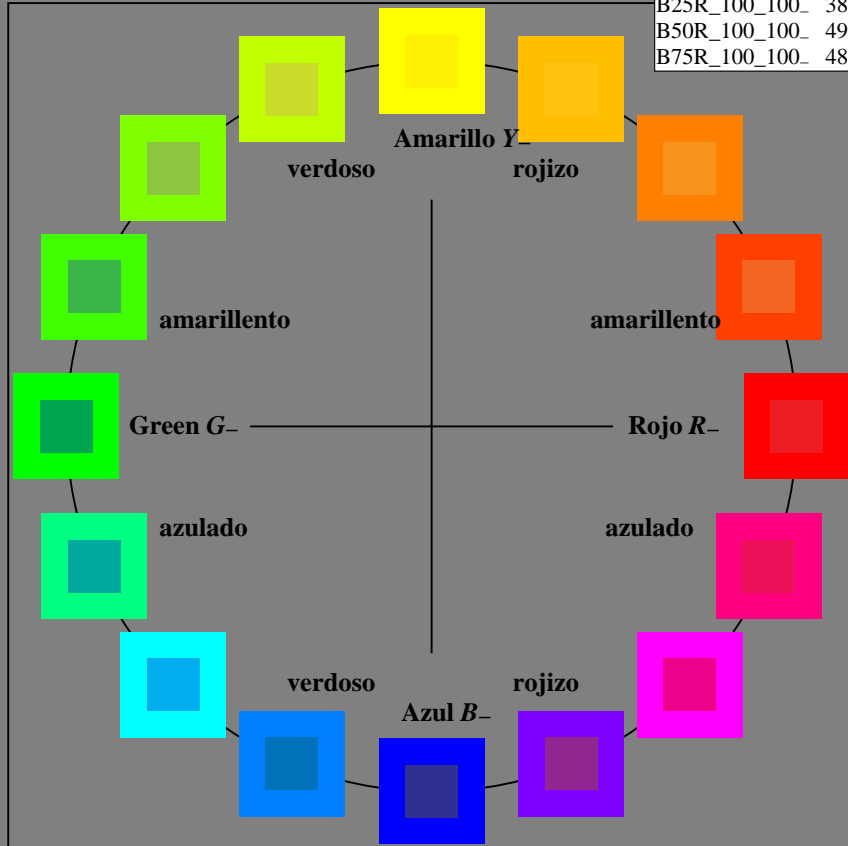


%Gama
u*_rel = 92
%Regularidad
g*_H,rel = 57
g*_C,rel = 58

ORS18a; datos adaptados CIELAB (a)

Name	L*=L*_a a*_a	b*_a	C*_ab,a	h*_ab,a	
R_.,Ma	47.9	65.3	50.5	82.6	37
Y_.,Ma	90.3	-10.2	91.7	92.3	96
G_.,Ma	50.9	-62.8	34.9	71.9	150
C_.,Ma	58.6	-30.3	-45.0	54.2	236
B_.,Ma	25.7	31.0	-44.4	54.2	305
M_.,Ma	48.1	75.2	-8.3	75.7	353
N_.,Ma	18.0	0.0	0.0	0.0	0
W_.,Ma	95.4	0.0	0.0	0.0	0
R_.,CIE	39.9	58.7	27.9	65.0	25
Y_.,CIE	81.2	-2.8	71.5	71.6	92
G_.,CIE	52.2	-42.4	13.6	44.5	162
B_.,CIE	30.5	1.4	-46.4	46.4	271

vea archivos semejantes: http://130.149.60.45/~farbmetrik/SS00/SS00.HTM
información técnica: http://www.ps.bam.de o http://130.149.60.45/~farbmetrik



SS000-7N
gráfico TUB-SS00; círculo de tono, 16 pasos
gráfico según a DIN 33872

entrada: rgb/cmyk -> rgb/cmyk
salida: ningún cambio



TUB matrícula: 20130201-SS00/SS00L0NA.TXT /.PS
aplicación para la medida de display output

TUB material: code=rh4ta

Entrada i salida: Television Luminous System TLS00a

Datos del dispositivo (d) o elemental (e) color:

HIC^*_e

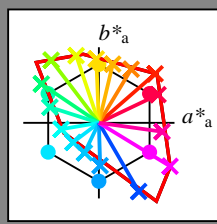
código de tono para los colores

esta página:

$H^*_e = R00Y_e, R25Y_e, \dots, B75R_e$

TLS00a; datos adaptados CIELAB (a)

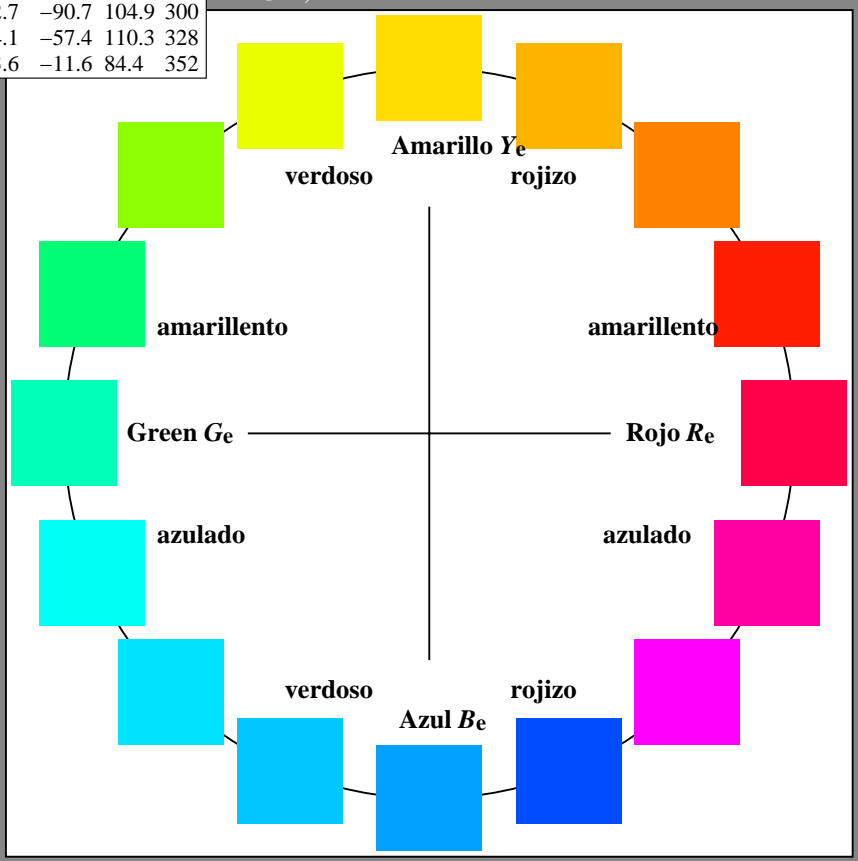
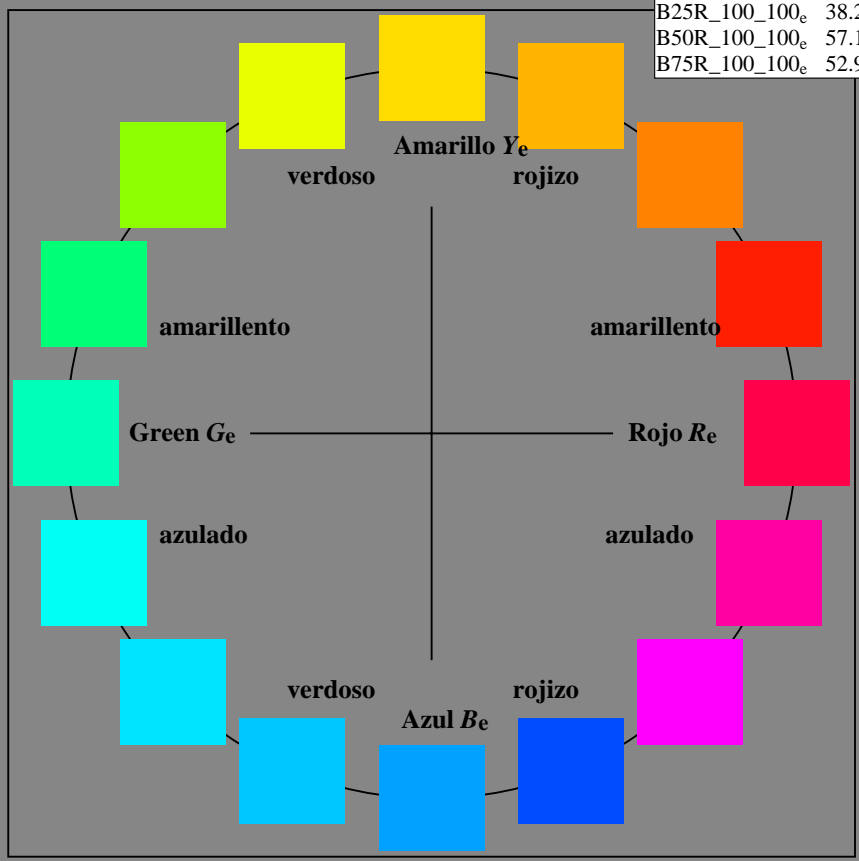
H^*_e	$L^*=L^*_a a^*_a$	b^*_a	$C^*_{ab,a}$	$h^*_{ab,a}$	
R00Y_100_100 _e	50.9	78.3	37.3	86.7	25
R25Y_100_100 _e	51.3	74.4	64.8	98.7	41
R50Y_100_100 _e	63.1	42.7	70.8	82.7	58
R75Y_100_100 _e	73.5	18.3	77.7	79.8	76
Y00G_100_100 _e	83.7	-3.4	84.5	84.5	92
Y25G_100_100 _e	91.0	-29.9	88.9	93.8	108
Y50G_100_100 _e	85.9	-63.0	82.8	104.1	127
Y75G_100_100 _e	84.1	-76.0	51.4	91.8	145
G00B_100_100 _e	85.1	-64.6	20.7	67.9	162
G25B_100_100 _e	86.5	-49.9	-8.4	50.6	189
G50B_100_100 _e	79.0	-34.2	-25.7	42.8	216
G75B_100_100 _e	70.0	-19.0	-39.6	43.9	244
B00R_100_100 _e	59.2	1.7	-56.6	56.6	271
B25R_100_100 _e	38.2	52.7	-90.7	104.9	300
B50R_100_100 _e	57.1	94.1	-57.4	110.3	328
B75R_100_100 _e	52.9	83.6	-11.6	84.4	352



%Gama
 $u^*_{rel} = 158$
 %Regularidad
 $g^*_{H,rel} = 19$
 $g^*_{C,rel} = 37$

TLS00a; datos adaptados CIELAB (a)

Name	$L^*=L^*_a a^*_a$	b^*_a	$C^*_{ab,a}$	$h^*_{ab,a}$	
$R_{e, Ma}$	50.9	78.3	37.3	86.7	25
$Y_{e, Ma}$	83.7	-3.4	84.5	84.5	92
$G_{e, Ma}$	85.1	-64.6	20.7	67.9	162
$C_{e, Ma}$	79.0	-34.2	-25.7	42.8	216
$B_{e, Ma}$	59.2	1.7	-56.6	56.6	271
$M_{e, Ma}$	57.1	94.1	-57.4	110.3	328
$N_{e, Ma}$	0.0	0.0	0.0	0.0	0
$W_{e, Ma}$	95.4	0.0	0.0	0.0	0
$R_{e, CIE}$	39.9	58.7	27.9	65.0	25
$Y_{e, CIE}$	81.2	-2.8	71.5	71.6	92
$G_{e, CIE}$	52.2	-42.4	13.6	44.5	162
$B_{e, CIE}$	30.5	1.4	-46.4	46.4	271



vea archivos semejantes: http://130.149.60.45/~farbmetrik/SS00/SS00.L0NA.TXT /.PS información técnica: http://www.ps.bam.de o http://130.149.60.45/~farbmetrik

TUB matrícula: 20130201-SS00/SS00L0NA.TXT /.PS aplicación para la medida de display output, ninguna separación

TUB material: code=rh4ta



2-013130-L0 SS000-71
 gráfico TUB-SS00; círculo de tono, 16 pasos
 gráfico según a DIN 33872, 3D=0, de=1, sRGB

entrada: $rgb/cmyk \rightarrow rgb_e$
 salida: transfiera a rgb_e

