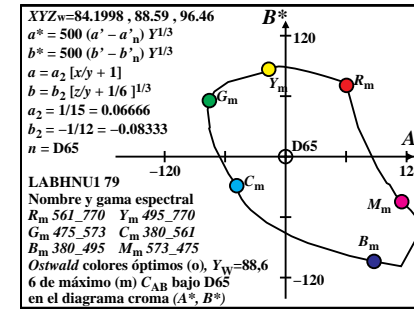
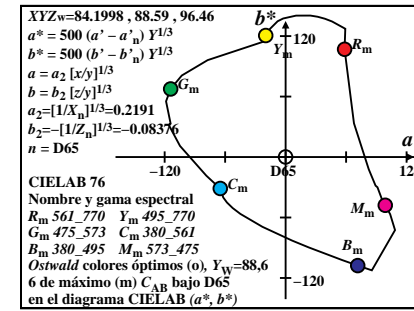
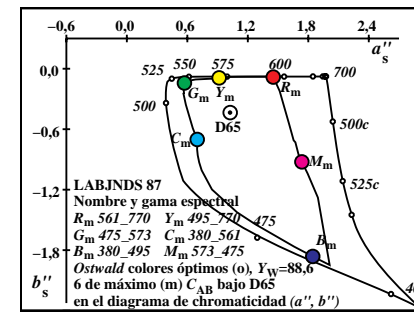
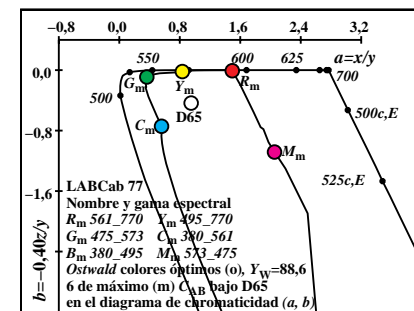
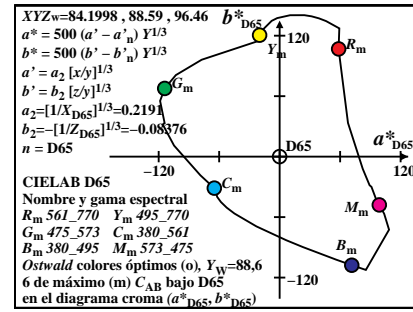
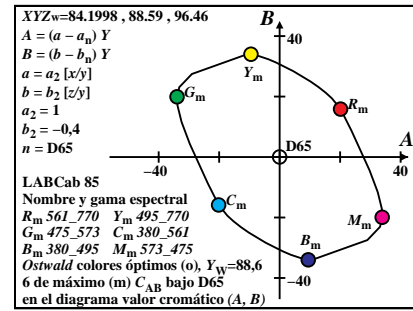
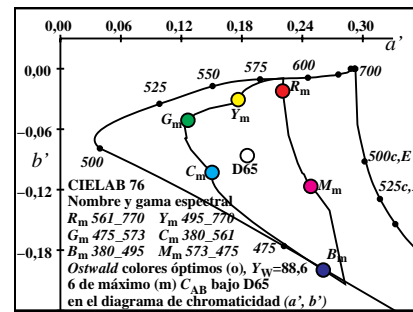
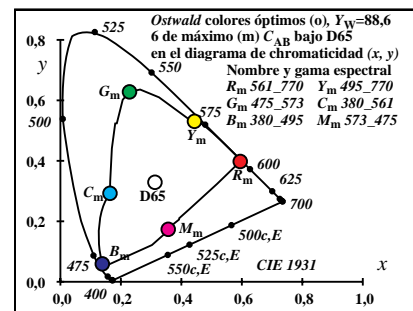


Ostwald colores óptimos (o) de máximo (m) C_{AB} bajo D65, $Y_w=88,6$, $Y_m=495_770$

i_1, λ_1	i_2, λ_2	$X_{88,6}$	$Y_{88,6}$	$Z_{88,6}$	x	y	z	h_{xy}	i_d, λ_d	i_c, λ_c	Code
0	405	32 561	28.85	51.56	95.79	0.1637	0.2926	0.5436	193.7	16 483	37 589 Cm
6	435	32 562	25.77	52.08	78.6	0.1647	0.3328	0.5023	178.4	17 486	42 610
10	450	32 563	20.31	52.64	46.4	0.1702	0.441	0.3887	141.8	19 496	-1 496c
12	460	33 565	18.49	53.43	30.14	0.1812	0.5234	0.2952	124.0	21 505	-1 505c
12	465	33 567	19.45	54.62	30.14	0.1866	0.5241	0.2892	122.8	21 506	-1 506c
14	470	33 569	19.02	55.56	17.7	0.206	0.602	0.1918	111.3	24 520	-1 520c
15	475	34 573	21.05	57.84	13.21	0.2285	0.6279	0.1434	105.6	25 528	-1 528c Gm
16	480	36 580	25.69	61.97	9.79	0.2636	0.6358	0.1005	99.0	27 537	-1 537c
17	485	39 595	37.3	69.76	7.29	0.3261	0.6099	0.0638	87.2	29 548	-1 548c
18	490	-1 490c	68.29	83.1	5.43	0.4354	0.5298	0.0346	58.5	33 565	11 459 Ym
19	495	-1 495c	68.25	81.77	4.0	0.4431	0.5308	0.026	57.1	33 566	12 462 Ym
20	500	-1 500c	68.23	80.1	2.89	0.4511	0.5296	0.0191	55.3	33 567	12 464
22	510	-1 510c	68.12	75.54	1.45	0.4694	0.5205	0.01	50.7	33 569	13 469
23	520	-1 519c	67.91	72.63	1.03	0.4797	0.513	0.0072	47.7	34 570	14 471
25	530	-1 529c	66.91	65.59	0.51	0.503	0.4931	0.0038	40.7	34 573	15 475
27	540	-1 539c	64.9	57.49	0.23	0.5292	0.4688	0.0019	32.8	35 577	15 478
28	545	-1 544c	63.48	53.27	0.16	0.5429	0.4556	0.0014	28.7	35 579	15 479
29	550	-1 549c	61.75	48.96	0.11	0.5571	0.4417	0.001	24.7	36 582	16 480
30	555	-1 554c	59.71	44.65	0.08	0.5716	0.4274	0.0008	20.8	36 584	16 481
32	560	-1 560c	54.73	36.33	0.05	0.6007	0.3987	0.0005	13.6	37 589	16 483 Rm
32	561	0 405	66.18	48.43	13.1	0.5182	0.3792	0.1025	13.7	37 589	16 483 Rm
32	562	6 435	69.27	47.91	30.28	0.4697	0.3249	0.2053	358.4	42 610	17 486
32	563	10 450	74.73	47.35	62.49	0.4048	0.2565	0.3385	321.8	-1 496c	19 496
33	565	12 460	76.54	46.56	78.74	0.3792	0.2306	0.3901	304.1	-1 505c	21 505
33	567	12 465	75.59	45.37	78.74	0.3785	0.2271	0.3942	302.9	-1 506c	21 506
33	569	14 470	76.02	44.43	91.18	0.3592	0.2099	0.4308	291.3	-1 520c	24 520
34	573	15 475	73.98	42.15	95.67	0.3492	0.199	0.4516	285.7	-1 528c	25 528 Mm
36	580	16 480	69.34	38.02	99.09	0.3358	0.1841	0.4799	279.1	-1 537c	27 537
39	595	17 485	57.73	30.23	101.59	0.3045	0.1594	0.5359	267.2	-1 548c	29 548
-1	490c	18 490	26.74	16.89	103.45	0.1818	0.1148	0.7032	238.5	11 459	33 565 Bm
-1	495c	19 495	26.79	18.22	104.88	0.1787	0.1215	0.6996	237.1	12 462	33 566 Bm
-1	500c	20 500	26.81	19.89	105.99	0.1755	0.1302	0.6941	235.4	12 464	33 567
-1	510c	22 510	26.92	24.45	107.43	0.1695	0.1539	0.6765	230.7	13 469	33 569
-1	519c	23 520	27.12	27.36	107.85	0.167	0.1685	0.6643	227.7	14 471	34 570
-1	529c	25 530	28.12	34.4	108.38	0.1645	0.2012	0.6341	220.7	15 475	34 573
-1	539c	27 540	30.13	42.5	108.65	0.1662	0.2344	0.5993	212.8	15 478	35 577
-1	544c	28 545	31.55	46.72	108.72	0.1687	0.2498	0.5813	208.8	15 479	35 579
-1	549c	29 550	33.29	51.03	108.77	0.1723	0.2643	0.5632	204.7	16 480	36 582
-1	554c	30 555	35.32	55.34	108.8	0.1771	0.2774	0.5454	200.8	16 481	36 584
-1	560c	32 560	40.31	63.66	108.84	0.1894	0.2991	0.5114	193.6	16 483	37 589
380	770	84.19	88.59	96.46	0.3127	0.329	0.3582	0.0			

gráfico TUB-SS73; maximum C_{AB} , $Y_m=495_770$
 XYZ, xyz , h data for illuminant D65, $Y_w=100$

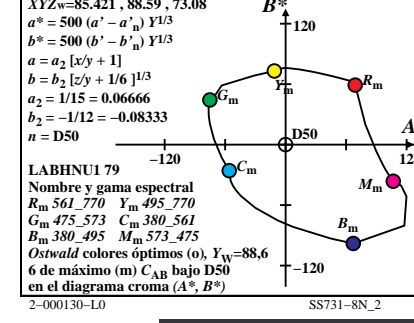
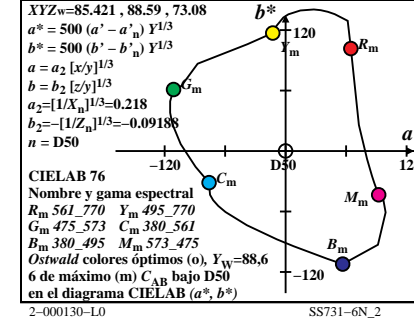
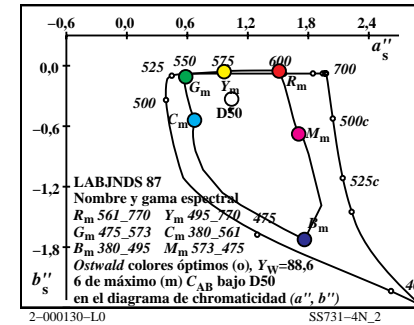
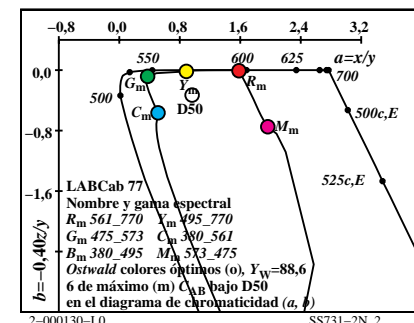
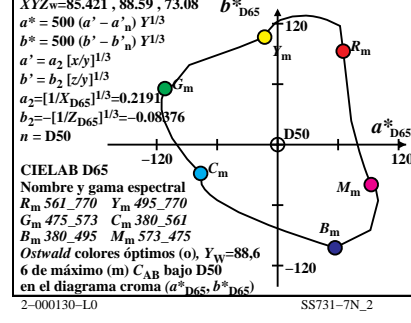
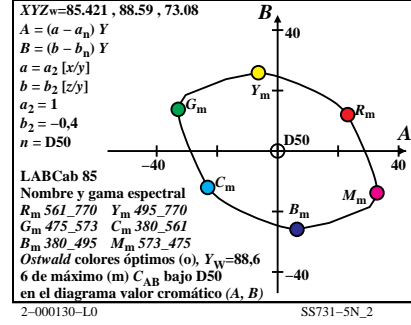
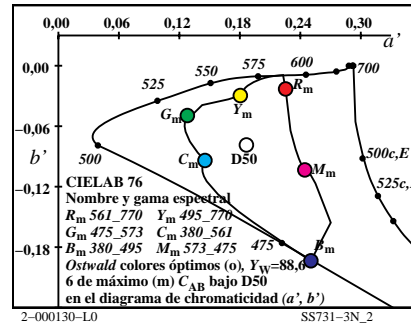
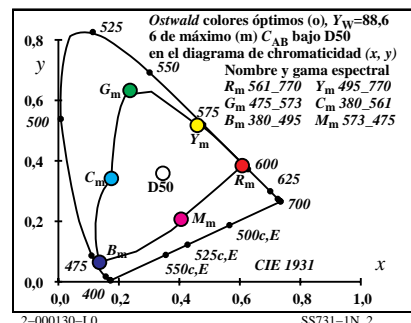


entrada: w/rgb/cmyk -> w/rgb/cmyk_
 salida: ningún cambio

Ostwald colores óptimos (o) de máximo (m) C_{AB} bajo D50, Y_w=88,6, Y_m=495_770

i ₁ , λ ₁	i ₂ , λ ₂	X _{88,6}	Y _{88,6}	Z _{88,6}	x	y	z	h _{xy}	i _d , λ _d	i _c , λ _c	Code
1	405	32	564	26.24	51.21	72.29	0.1752	0.3419	0.4827	185.5	17 486 38 592 Cm
7	435	33	565	23.33	51.54	56.25	0.1779	0.393	0.4289	168.3	18 490 46 634
10	450	33	566	20.4	51.98	37.62	0.1854	0.4725	0.342	144.5	19 497 -1 497c
12	460	33	567	19.02	52.53	25.04	0.1969	0.5437	0.2592	128.7	21 506 -1 506c
13	465	33	568	18.88	53.11	19.63	0.206	0.5796	0.2143	122.2	22 511 -1 511c
14	470	34	570	19.36	54.07	15.11	0.2187	0.6106	0.1706	116.7	23 519 -1 519c
15	475	34	573	20.87	55.72	11.43	0.237	0.6329	0.1299	111.5	25 527 -1 527c Gm
15	480	35	578	24.45	59.28	11.44	0.2569	0.6227	0.1202	108.5	26 531 -1 531c
17	485	37	587	31.29	64.0	6.49	0.3074	0.6287	0.0637	98.0	28 544 -1 544c
18	490	44	620	58.12	77.97	4.9	0.4122	0.5529	0.0348	71.0	32 561 -1 561c
19	495	-1	495c	73.62	82.96	3.66	0.4594	0.5177	0.0228	54.4	33 568 12 463 Ym
20	500	-1	500c	73.61	81.49	2.68	0.4665	0.5164	0.0169	52.5	33 569 13 466
22	510	-1	510c	73.51	77.37	1.37	0.4827	0.5081	0.009	47.4	34 571 14 471
23	520	-1	519c	73.32	74.67	0.99	0.4921	0.5012	0.0066	44.2	34 572 14 473
25	530	-1	529c	72.37	68.03	0.49	0.5136	0.4828	0.0035	36.4	35 575 15 477
27	540	-1	539c	70.43	60.24	0.23	0.538	0.4601	0.0018	27.8	35 579 16 480
28	545	-1	544c	69.05	56.11	0.16	0.5509	0.4477	0.0013	23.4	36 581 16 481
29	550	-1	549c	67.34	51.87	0.11	0.5643	0.4346	0.0009	19.1	36 583 16 483
30	555	-1	554c	65.31	47.59	0.08	0.578	0.4211	0.0007	15.0	37 585 16 484
32	560	-1	560c	60.3	39.22	0.05	0.6055	0.3938	0.0005	7.7	38 590 17 486
32	564	1	405	70.17	48.78	10.19	0.5433	0.3776	0.0789	5.5	38 592 17 486 Rm
33	565	7	435	73.09	48.45	26.24	0.4945	0.3278	0.1775	348.3	46 634 18 490
33	566	10	450	76.01	48.01	44.87	0.45	0.2842	0.2656	324.5	-1 497c 19 497
33	567	12	460	77.39	47.46	57.44	0.4245	0.2603	0.3151	308.8	-1 506c 21 506
33	568	13	465	77.53	46.88	62.85	0.414	0.2503	0.3356	302.3	-1 511c 22 511
34	570	14	470	77.05	45.92	67.38	0.4047	0.2412	0.3539	296.7	-1 519c 23 519
34	573	15	475	75.55	44.27	71.05	0.3957	0.2319	0.3722	291.6	-1 527c 25 527 Mm
35	578	15	480	71.96	40.71	71.05	0.3916	0.2216	0.3867	288.5	-1 531c 26 531
37	587	17	485	65.12	35.99	76.0	0.3676	0.2032	0.429	278.0	-1 544c 28 544
44	620	18	490	38.29	22.02	77.58	0.2777	0.1596	0.5626	251.1	-1 561c 32 561
-1	495c	19	495	22.79	17.03	78.83	0.192	0.1435	0.6643	234.4	12 463 33 568 Bm
-1	500c	20	500	22.8	18.5	79.81	0.1882	0.1528	0.6589	232.5	13 466 33 569
-1	510c	22	510	22.91	22.62	81.11	0.1808	0.1786	0.6404	227.5	14 471 34 571
-1	519c	23	520	23.09	25.32	81.5	0.1777	0.1948	0.6273	224.2	14 473 34 572
-1	529c	25	530	24.04	31.96	81.99	0.1742	0.2315	0.5941	216.5	15 477 35 575
-1	539c	27	540	25.98	39.75	82.25	0.1755	0.2686	0.5558	207.8	16 480 35 579
-1	544c	28	545	27.37	43.88	82.33	0.1782	0.2857	0.536	203.5	16 481 36 581
-1	549c	29	550	29.07	48.12	82.37	0.1821	0.3015	0.5162	199.2	16 483 36 583
-1	554c	30	555	31.1	52.4	82.4	0.1874	0.3158	0.4966	195.0	16 484 37 585
-1	560c	32	560	36.11	60.77	82.44	0.2013	0.3388	0.4597	187.7	17 486 38 590
380	770	85.42	88.59	73.08	0.3457	0.3585	0.2957	0.0			

gráfico TUB-SS73; maximum C_{AB}, Y_m=495_770
 XYZ, xyz, h data for illuminant D50, Y_w=100



entrada: w/rgb/cmyk -> w/rgb/cmyk-
 salida: ningún cambio

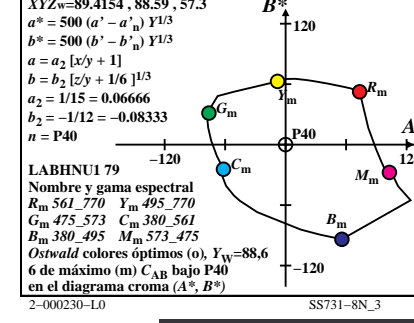
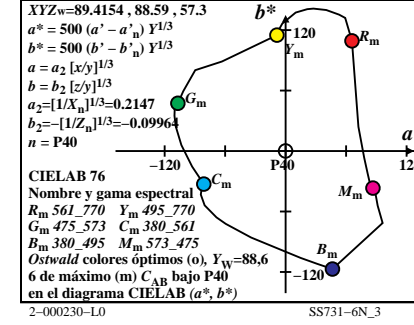
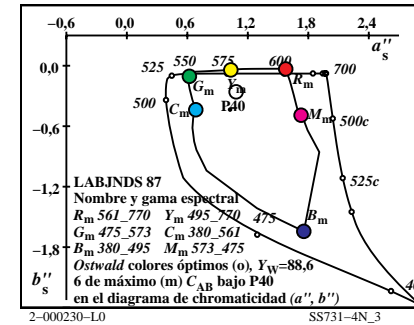
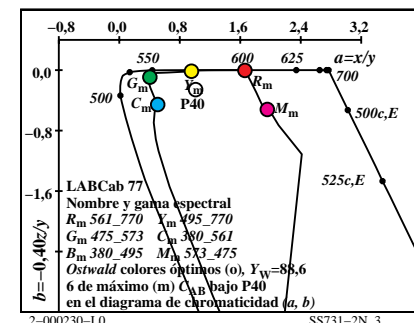
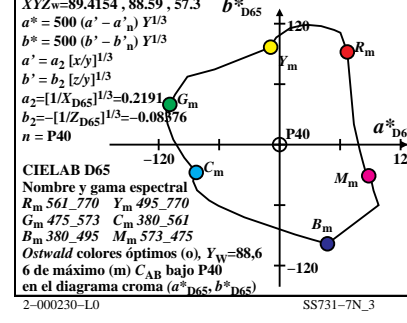
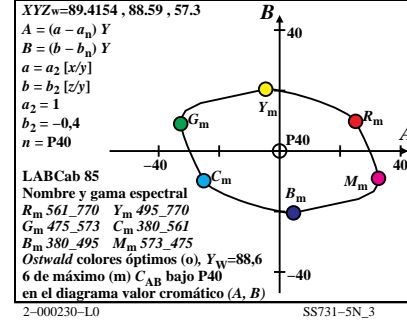
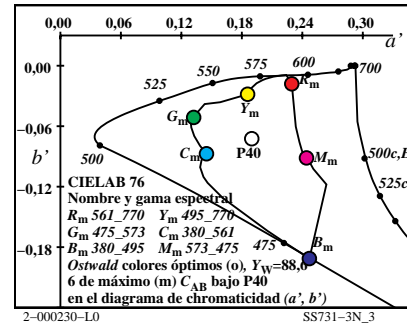
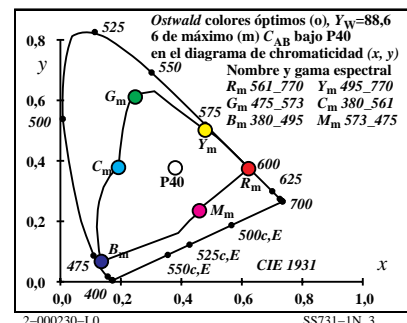
TUB matrícula: 20130201-SS73/SS73L0NP.PDF /.PS
 aplicación para la medida de display output

TUB material: code=rh4ta

Ostwald colores óptimos (o) de máximo (m) C_{AB} bajo P40, $Y_w=88,6$, $Y_m=495_770$

i_1, λ_1	i_2, λ_2	$X_{88,6}$	$Y_{88,6}$	$Z_{88,6}$	x	y	z	h_{xy}	i_d, λ_d	i_c, λ_c	Code
0	405	33	568	25.48	50.12	56.92	0.1922	0.3782	0.4295	179.4	17 488 38 594 Cm
7	435	33	568	22.92	50.37	42.95	0.1971	0.4333	0.3695	162.7	18 493 54 674
10	450	33	569	20.81	50.74	29.3	0.2063	0.5031	0.2905	143.8	19 499 -1 499c
12	460	34	570	19.89	51.2	20.08	0.2181	0.5615	0.2202	131.1	21 507 -1 507c
13	465	34	571	19.88	51.65	15.98	0.2271	0.5902	0.1825	125.5	22 512 -1 512c
14	470	34	572	20.36	52.42	12.49	0.2387	0.6147	0.1464	120.6	23 519 -1 519c
14	475	34	574	21.95	54.15	12.49	0.2477	0.6111	0.141	119.3	24 522 -1 522c Gm
15	480	35	578	24.49	56.54	9.64	0.2701	0.6234	0.1063	113.9	26 531 -1 531c
17	485	37	585	29.72	60.26	5.64	0.3108	0.6301	0.059	105.2	28 543 -1 543c
17	490	40	600	44.57	70.01	5.65	0.3707	0.5822	0.047	92.5	30 554 -1 554c
19	495	-1	495c	80.24	84.05	3.24	0.4789	0.5016	0.0193	51.6	34 571 12 464 Ym
20	500	-1	500c	80.23	82.78	2.4	0.485	0.5004	0.0145	49.6	34 571 13 467
21	510	-1	509c	80.21	81.16	1.75	0.4916	0.4975	0.0107	47.2	34 572 13 469
24	520	-1	520c	79.64	73.89	0.66	0.5164	0.4792	0.0042	36.9	35 575 15 476
26	530	-1	530c	78.35	67.28	0.33	0.5368	0.4609	0.0022	28.2	35 578 16 480
27	540	-1	539c	77.33	63.58	0.23	0.5478	0.4504	0.0016	23.7	36 580 16 481
29	545	-1	545c	74.41	55.69	0.12	0.5714	0.4276	0.0009	14.9	36 584 16 484
29	550	-1	549c	74.41	55.69	0.12	0.5714	0.4276	0.0009	14.9	36 584 16 484
31	555	-1	555c	70.15	47.4	0.07	0.5963	0.403	0.0006	6.9	37 588 17 486
32	560	-1	560c	67.45	43.22	0.05	0.6091	0.3903	0.0005	3.4	38 591 17 487
33	568	0	405	75.45	49.87	7.76	0.5669	0.3747	0.0583	359.4	38 594 17 488 Rm
33	568	7	435	78.01	49.62	21.73	0.5222	0.3322	0.1454	342.7	54 674 18 493
33	569	10	450	80.12	49.25	35.38	0.4862	0.2989	0.2147	323.9	-1 499c 19 499
34	570	12	460	81.04	48.79	44.6	0.4645	0.2797	0.2557	311.1	-1 507c 21 507
34	571	13	465	81.04	48.34	48.7	0.455	0.2714	0.2734	305.5	-1 512c 22 512
34	572	14	470	80.56	47.57	52.19	0.4467	0.2638	0.2894	300.6	-1 519c 23 519
34	574	14	475	78.97	45.84	52.19	0.4461	0.259	0.2948	299.4	-1 522c 24 522 Mm
35	578	15	480	76.43	43.45	55.04	0.4369	0.2484	0.3146	294.0	-1 531c 26 531
37	585	17	485	71.2	39.73	59.04	0.4188	0.2337	0.3473	285.2	-1 543c 28 543
40	600	17	490	56.35	29.98	59.03	0.3876	0.2062	0.406	272.6	-1 554c 30 554 Bm
-1	495c	19	495	20.68	15.94	61.44	0.2109	0.1625	0.6264	231.6	12 464 34 571
-1	500c	20	500	20.69	17.21	62.28	0.2065	0.1718	0.6215	229.7	13 467 34 571
-1	509c	21	510	20.72	18.83	62.93	0.2021	0.1837	0.614	227.3	13 469 34 572
-1	520c	24	520	21.28	26.1	64.02	0.191	0.2342	0.5746	216.9	15 476 35 575
-1	530c	26	530	22.57	32.71	64.35	0.1886	0.2734	0.5378	208.3	16 480 35 578
-1	539c	27	540	23.59	36.41	64.45	0.1895	0.2925	0.5178	203.7	16 481 36 580
-1	545c	29	545	26.51	44.3	64.56	0.1958	0.3272	0.4769	194.9	16 484 36 584
-1	549c	29	550	26.51	44.3	64.56	0.1958	0.3272	0.4769	194.9	16 484 36 584
-1	555c	31	555	30.78	52.59	64.61	0.2079	0.3553	0.4366	186.9	17 486 37 588
-1	560c	32	560	33.47	56.77	64.63	0.2161	0.3665	0.4172	183.4	17 487 38 591
380	770	89.41	88.59	57.3	0.3799	0.3764	0.2435	0.0			

gráfico TUB-SS73; maximum C_{AB} , $Y_m=495_770$
 XYZ, xy_z , h data for illuminant P40, $Y_w=100$



entrada: w/rgb/cmyk -> w/rgb/cmyk-
 salida: ningún cambio

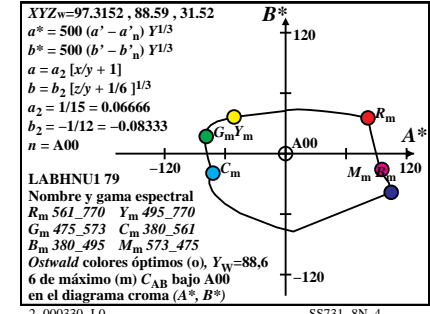
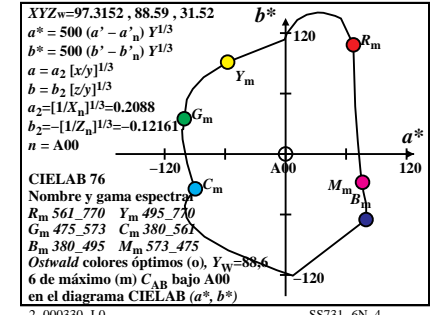
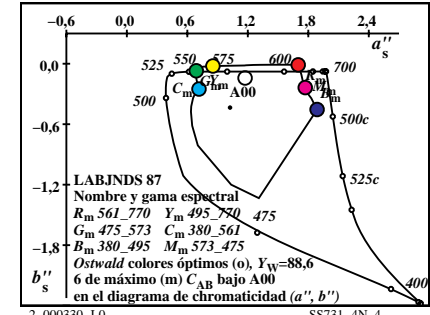
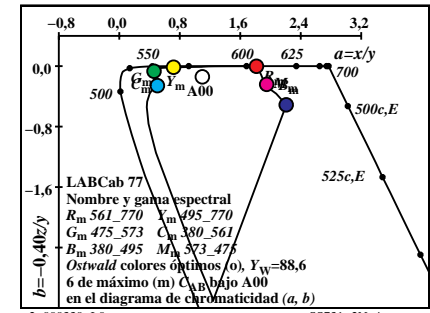
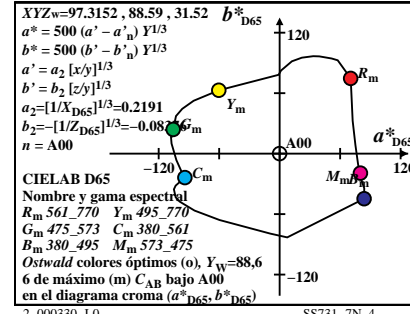
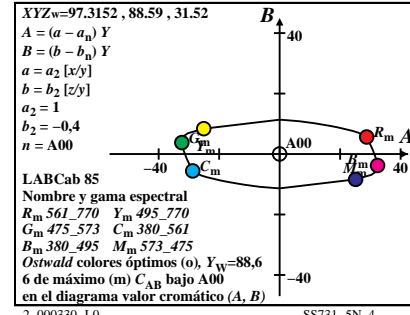
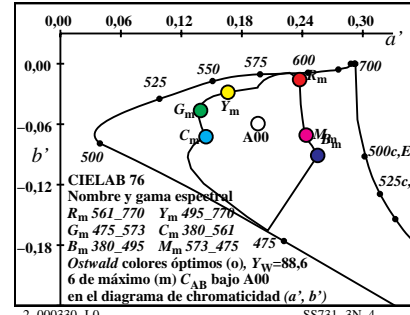
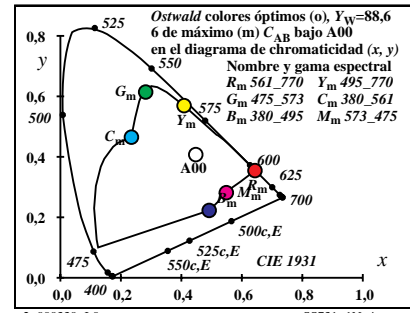
TUB matrícula: 20130201-SS73/SS73L0NP.PDF /.PS
 aplicación para la medida de display output

TUB material: code=rh4ta

Ostwald colores óptimos (o) de máximo (m) C_{AB} bajo A00, $Y_w=88.6$, $Y_m=495_770$

i_1, λ_1	i_2, λ_2	X88.6	Y88.6	Z88.6	x	y	z	h_{xy}	i_d, λ_d	i_c, λ_c	Code
1	405	34	574	24.45	48.43	31.25	0.2347	0.465	0.3001	164.8	18 494 39 599 Cm
6	435	34	574	23.77	48.59	27.06	0.239	0.4887	0.2722	158.6	19 496 42 611
9	450	34	574	22.82	48.83	20.66	0.2472	0.5289	0.2238	148.7	20 501 -1 501c
12	460	35	575	21.88	49.01	13.06	0.2606	0.5837	0.1556	136.6	21 508 -1 508c
13	465	35	575	21.91	49.25	10.67	0.2677	0.6018	0.1303	132.7	22 512 -1 512c
13	470	35	576	22.53	49.84	10.67	0.2712	0.6001	0.1285	132.4	22 513 -1 513c
14	475	35	577	23.21	50.59	8.56	0.2817	0.6142	0.104	128.7	23 519 -1 519c Gm
16	480	35	579	24.42	51.55	5.34	0.3003	0.6339	0.0656	123.0	26 532 -1 532c
17	485	36	582	27.25	53.64	4.18	0.3202	0.6305	0.0491	119.6	28 540 -1 540c
18	490	37	588	32.93	57.57	3.26	0.3512	0.6139	0.0348	114.9	29 548 -1 548c
19	495	40	601	47.38	65.98	2.53	0.4088	0.5693	0.0218	103.4	31 559 -1 559c Ym
20	500	-1	500c	92.54	84.75	1.93	0.5163	0.4728	0.0107	43.5	35 576 13 469
21	510	-1	509c	92.53	83.55	1.44	0.5212	0.4706	0.0081	40.5	35 576 14 472
24	520	-1	520c	92.07	77.79	0.58	0.5401	0.4563	0.0034	27.8	35 579 16 480
26	530	-1	530c	90.98	72.2	0.31	0.5564	0.4416	0.0019	17.4	36 582 16 484
28	540	-1	540c	88.92	65.49	0.16	0.5752	0.4236	0.001	7.2	37 585 17 487
28	545	-1	544c	88.92	65.49	0.16	0.5752	0.4236	0.001	7.2	37 585 17 487
29	550	-1	549c	87.43	61.79	0.12	0.5854	0.4137	0.0008	2.6	37 586 17 489
31	555	-1	555c	83.35	53.89	0.07	0.6069	0.3924	0.0005	354.6	38 590 18 491
32	560	-1	560c	80.69	49.77	0.06	0.6182	0.3813	0.0004	351.3	38 593 18 492
34	574	1	405	85.39	51.56	4.32	0.6044	0.3649	0.0306	344.8	39 599 18 494 Rm
34	574	6	435	86.07	51.4	8.51	0.5895	0.352	0.0583	338.7	42 611 19 496
34	574	9	450	87.02	51.16	14.92	0.5683	0.3341	0.0974	328.7	-1 501c 20 501
35	575	12	460	87.95	50.98	22.51	0.5447	0.3157	0.1394	316.7	-1 508c 21 508
35	575	13	465	87.93	50.74	24.91	0.5375	0.3101	0.1522	312.7	-1 512c 22 512
35	576	13	470	87.31	50.15	24.91	0.5377	0.3088	0.1534	312.4	-1 513c 22 513
35	577	14	475	86.63	49.4	27.01	0.5313	0.3029	0.1656	308.7	-1 519c 23 519 Mm
35	579	16	480	85.41	48.44	30.24	0.5205	0.2951	0.1842	303.0	-1 532c 26 532
36	582	17	485	82.59	46.35	31.39	0.5151	0.289	0.1958	299.7	-1 540c 28 540
37	588	18	490	76.91	42.42	32.31	0.5071	0.2797	0.213	295.0	-1 548c 29 548
40	601	19	495	62.46	34.01	33.05	0.4822	0.2626	0.2551	283.4	-1 559c 31 559 Bm
-1	500c	20	500	17.3	15.24	33.65	0.2613	0.2302	0.5083	223.5	13 469 35 576
-1	509c	21	510	17.31	16.44	34.14	0.255	0.2422	0.5027	220.6	14 472 35 576
-1	520c	24	520	17.77	22.2	34.99	0.237	0.2961	0.4667	207.8	16 480 35 579
-1	530c	26	530	18.86	27.79	35.27	0.2302	0.3392	0.4305	197.4	16 484 36 582
-1	540c	28	540	20.92	34.5	35.41	0.2303	0.3797	0.3898	187.2	17 487 37 585
-1	544c	28	545	20.92	34.5	35.41	0.2303	0.3797	0.3898	187.2	17 487 37 585
-1	549c	29	550	22.41	38.2	35.45	0.2333	0.3976	0.369	182.6	17 489 37 586
-1	555c	31	555	26.48	46.1	35.5	0.245	0.4264	0.3284	174.6	18 491 38 590
-1	560c	32	560	29.15	50.22	35.52	0.2537	0.4371	0.3091	171.2	18 492 38 593
380	770	97.31	88.58	31.52	0.4475	0.4074	0.1449	0.0			

gráfico TUB-SS73; maximum C_{AB} , $Y_m=495_770$
 XYZ, xy_z , h data for illuminant A00, $Y_w=100$

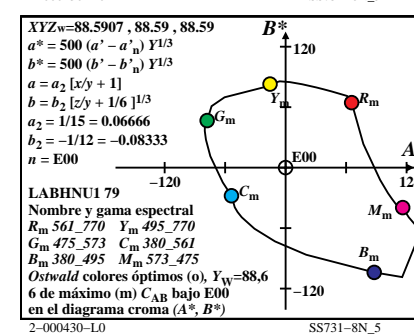
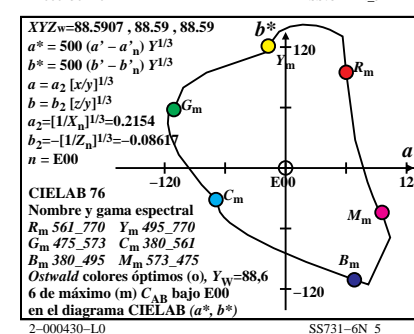
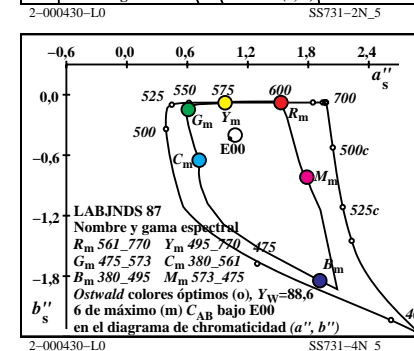
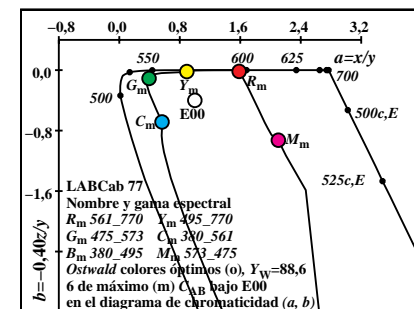
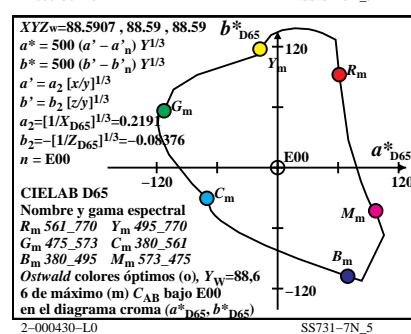
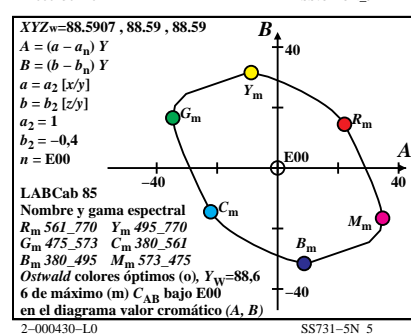
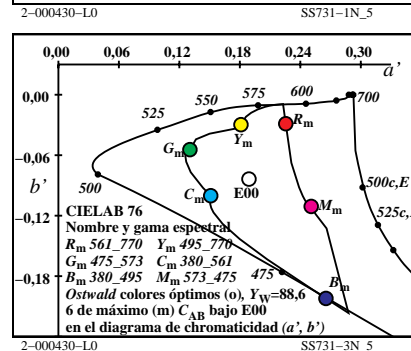
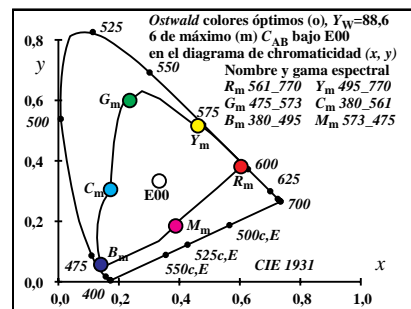


entrada: w/rgb/cmyk -> w/rgb/cmyk_
 salida: ningún cambio

Ostwald colores óptimos (o) de máximo (m) C_{AB} bajo E00, $Y_w=88,6$, $Y_m=495_770$

i_1, λ_1	i_2, λ_2	$X_{88,6}$	$Y_{88,6}$	$Z_{88,6}$	x	y	z	h_{xy}	i_d, λ_d	i_c, λ_c	Code
1	405	32	564	28.76	50.87	87.07	0.1725	0.3051	0.5222	189.9	16 484 38 592 Cm
6	435	33	565	25.48	51.3	69.01	0.1747	0.3518	0.4733	173.3	17 488 45 627
10	450	33	566	20.65	51.78	40.05	0.1835	0.4603	0.3561	139.6	19 498 -1 498c
12	460	33	568	19.25	52.51	26.36	0.1962	0.5351	0.2686	124.1	21 507 -1 507c
13	465	33	569	19.21	53.28	20.52	0.2065	0.5727	0.2206	117.8	22 514 -1 514c
14	470	34	571	20.0	54.5	15.7	0.2217	0.6041	0.174	112.3	24 522 -1 522c
14	475	35	575	22.49	57.16	15.7	0.2358	0.5994	0.1646	110.0	25 525 -1 525c Gm
16	480	36	581	26.5	60.43	8.9	0.2765	0.6305	0.0929	100.8	27 538 -1 538c
17	485	39	595	37.68	67.95	6.68	0.3355	0.6049	0.0594	89.5	29 549 -1 549c
18	490	-1	490c	73.83	83.75	4.99	0.4541	0.5151	0.0307	56.3	33 568 11 459
19	495	-1	495c	73.79	82.54	3.69	0.461	0.5157	0.0231	54.9	33 568 12 461 Ym
19	500	-1	499c	73.79	82.54	3.69	0.461	0.5157	0.0231	54.9	33 568 12 461
22	510	-1	510c	73.67	76.84	1.36	0.485	0.5059	0.0089	48.6	34 571 13 469
24	520	-1	520c	73.12	70.99	0.69	0.5049	0.4902	0.0047	42.4	34 574 14 473
26	530	-1	530c	71.74	63.88	0.33	0.5276	0.4698	0.0024	35.0	35 577 15 477
28	540	-1	540c	69.32	56.0	0.16	0.5524	0.4462	0.0012	27.2	36 581 15 479
29	545	-1	545c	67.68	51.9	0.11	0.5654	0.4336	0.0009	23.3	36 583 16 480
29	550	-1	549c	67.68	51.9	0.11	0.5654	0.4336	0.0009	23.3	36 583 16 480
30	555	-1	554c	65.72	47.77	0.08	0.5786	0.4205	0.0007	19.5	37 585 16 482
32	560	-1	560c	60.79	39.54	0.05	0.6055	0.3939	0.0005	12.5	38 590 16 483
32	564	1	405	71.23	49.12	12.92	0.5344	0.3685	0.097	9.9	38 592 16 484 Rm
33	565	6	435	74.51	48.69	30.98	0.4832	0.3157	0.2009	353.3	45 627 17 488
33	566	10	450	79.34	48.21	59.94	0.4231	0.2571	0.3196	319.7	-1 498c 19 498
33	568	12	460	80.74	47.48	73.64	0.3999	0.2352	0.3648	304.2	-1 507c 21 507
33	569	13	465	80.78	46.71	79.47	0.3903	0.2257	0.3839	297.9	-1 514c 22 514
34	571	14	470	79.99	45.49	84.29	0.3813	0.2168	0.4018	292.4	-1 522c 24 522
35	575	14	475	77.5	42.83	84.29	0.3787	0.2093	0.4119	290.1	-1 525c 25 525 Mm
36	581	16	480	73.49	39.56	91.09	0.36	0.1938	0.4461	280.8	-1 538c 27 538
39	595	17	485	62.31	32.04	93.32	0.332	0.1707	0.4972	269.5	-1 549c 29 549
-1	490c	18	490	26.16	16.24	95.0	0.1904	0.1182	0.6913	236.4	11 459 33 568
-1	495c	19	495	26.2	17.45	96.3	0.1872	0.1246	0.688	235.0	12 461 33 568 Bm
-1	499c	19	500	26.2	17.45	96.3	0.1872	0.1246	0.688	235.0	12 461 33 568
-1	510c	22	510	26.32	23.15	98.63	0.1777	0.1563	0.6659	228.6	13 469 34 571
-1	520c	24	520	26.87	29.0	99.3	0.1731	0.1868	0.6399	222.4	14 473 34 574
-1	530c	26	530	28.25	36.11	99.66	0.1722	0.2201	0.6075	215.1	15 477 35 577
-1	540c	28	540	30.67	43.99	99.83	0.1757	0.2521	0.5721	207.2	15 479 36 581
-1	545c	29	545	32.31	48.09	99.88	0.1792	0.2667	0.554	203.3	16 480 36 583
-1	549c	29	550	32.31	48.09	99.88	0.1792	0.2667	0.554	203.3	16 480 36 583
-1	554c	30	555	34.27	52.22	99.91	0.1838	0.2801	0.5359	199.5	16 482 37 585
-1	560c	32	560	39.2	60.45	99.94	0.1964	0.3028	0.5007	192.5	16 483 38 590
380	770	88.59	88.59	88.59	0.3333	0.3333	0.3333	0.0			

gráfico TUB-SS73; maximum C_{AB} , $Y_m=495_770$
 XYZ, x, y, z, h data for illuminant E00, $Y_w=100$



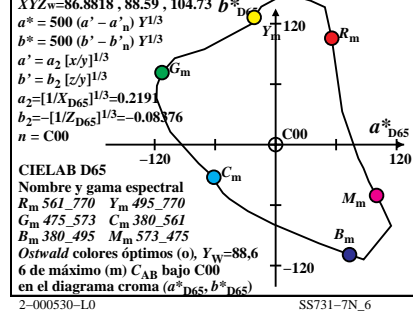
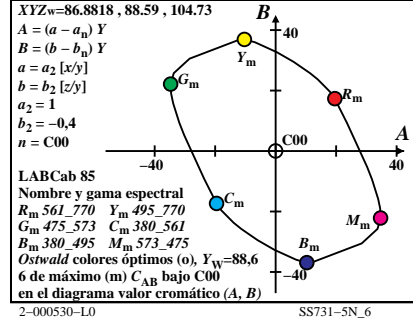
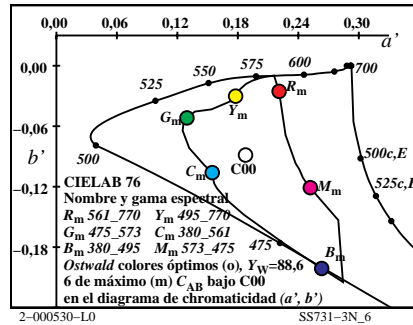
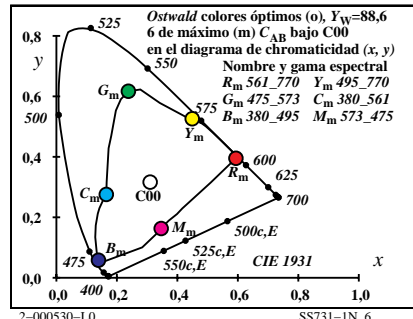
entrada: w/rgb/cmyk -> w/rgb/cmyk-
 salida: ningún cambio

Ostwald colores óptimos (o) de máximo (m) C_{AB} bajo C00, Y_w=88,6, Y_m=495_770

i ₁ , λ ₁	i ₂ , λ ₂	X _{88,6}	Y _{88,6}	Z _{88,6}	x	y	z	h _{xy}	i _d , λ _d	i _c , λ _c	Code
1	405	32	562	30.57	51.1	103.67	0.1649	0.2756	0.5593	195.5	16 482 37 589 Cm
6	435	32	563	27.1	51.69	84.28	0.1661	0.3169	0.5168	179.6	17 486 42 612
10	450	32	564	21.08	52.35	48.7	0.1726	0.4286	0.3987	140.6	19 496 -1 496c
11	460	33	566	20.72	53.63	39.94	0.1813	0.4691	0.3494	130.0	20 501 -1 501c
13	465	33	568	19.28	54.22	24.52	0.1967	0.5531	0.2501	115.5	22 513 -1 513c
14	470	34	570	20.14	55.77	18.52	0.2132	0.5906	0.1961	109.4	24 522 -1 522c
15	475	35	575	22.55	58.4	13.74	0.2381	0.6167	0.1451	103.4	26 530 -1 530c Gm
16	480	36	582	28.07	62.97	10.08	0.2775	0.6227	0.0996	96.0	28 540 -1 540c
16	485	40	602	43.26	73.14	10.09	0.342	0.5781	0.0798	83.0	30 551 -1 551c
18	490	-1	490c	69.45	82.68	5.32	0.441	0.525	0.0338	57.8	33 566 11 459 Ym
19	495	-1	495c	69.4	81.3	3.83	0.449	0.526	0.0248	56.4	33 567 12 462 Ym
19	500	-1	499c	69.4	81.3	3.83	0.449	0.526	0.0248	56.4	33 567 12 462
21	510	-1	509c	69.36	77.66	1.92	0.4656	0.5214	0.0128	52.8	33 568 13 466
24	520	-1	520c	68.74	69.63	0.69	0.4943	0.5006	0.0049	45.0	34 572 14 472
26	530	-1	530c	67.38	62.62	0.34	0.5169	0.4804	0.0026	38.4	35 575 15 475
28	540	-1	540c	64.9	54.54	0.16	0.5425	0.456	0.0013	31.0	35 579 15 478
28	545	-1	544c	64.9	54.54	0.16	0.5425	0.456	0.0013	31.0	35 579 15 478
29	550	-1	549c	63.17	50.25	0.11	0.5563	0.4425	0.001	27.1	36 581 15 479
31	555	-1	555c	58.67	41.49	0.06	0.5853	0.4139	0.0006	19.5	37 586 16 481
31	560	-1	559c	58.67	41.49	0.06	0.5853	0.4139	0.0006	19.5	37 586 16 481
32	562	1	405	67.5	48.89	14.54	0.5154	0.3734	0.111	15.5	37 589 16 482 Rm
32	563	6	435	70.97	48.3	33.93	0.4632	0.3152	0.2215	359.6	42 612 17 486
32	564	10	450	76.98	47.64	69.52	0.3965	0.2454	0.358	320.7	-1 496c 19 496
33	566	11	460	77.34	46.36	78.27	0.3829	0.2295	0.3875	310.1	-1 501c 20 501
33	568	13	465	78.78	45.77	93.7	0.3609	0.2097	0.4293	295.6	-1 513c 22 513
34	570	14	470	77.92	44.22	99.7	0.3512	0.1993	0.4494	289.4	-1 522c 24 522
35	575	15	475	75.51	41.59	104.48	0.3407	0.1876	0.4715	283.4	-1 530c 26 530 Mm
36	582	16	480	70.0	37.02	108.14	0.3253	0.172	0.5025	276.0	-1 540c 28 540
40	602	16	485	54.8	26.85	108.13	0.2887	0.1415	0.5697	263.0	-1 551c 30 551
-1	490c	18	490	28.61	17.31	112.89	0.1801	0.109	0.7107	237.9	11 459 33 566 Bm
-1	495c	19	495	28.66	18.69	114.38	0.1772	0.1155	0.7071	236.5	12 462 33 567
-1	499c	19	500	28.66	18.69	114.38	0.1772	0.1155	0.7071	236.5	12 462 33 567
-1	509c	21	510	28.7	22.33	116.3	0.1715	0.1334	0.6949	232.8	13 466 33 568
-1	520c	24	520	29.32	30.36	117.53	0.1654	0.1713	0.6632	225.0	14 472 34 572
-1	530c	26	530	30.68	37.37	117.88	0.165	0.201	0.6339	218.4	15 475 35 575
-1	540c	28	540	33.16	45.45	118.05	0.1686	0.231	0.6002	211.0	15 478 35 579
-1	544c	28	545	33.16	45.45	118.05	0.1686	0.231	0.6002	211.0	15 478 35 579
-1	549c	29	550	34.89	49.74	118.1	0.1721	0.2453	0.5825	207.1	15 479 36 581
-1	555c	31	555	39.39	58.5	118.15	0.1823	0.2707	0.5468	199.5	16 481 37 586
-1	559c	31	560	39.39	58.5	118.15	0.1823	0.2707	0.5468	199.5	16 481 37 586
380	770	86.88	88.59	104.73	0.31	0.3161	0.3737	0.0			

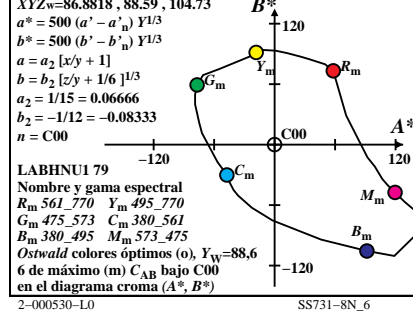
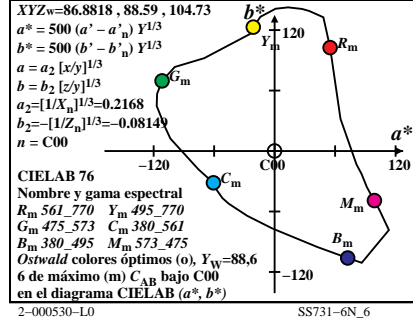
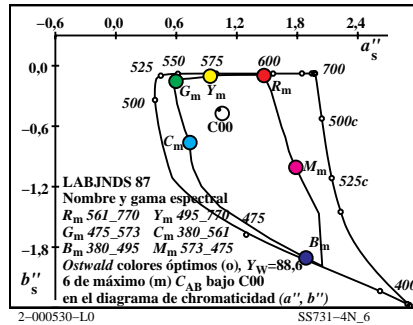
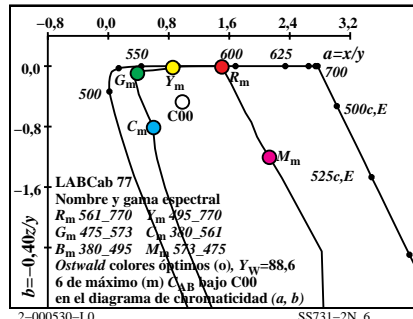
2-000530-L0 SS730-7N_6

gráfico TUB-SS73; maximum C_{AB}, Y_m=495_770
 XYZ, xyz, h data for illuminant C00, Y_w=100



2-000530-L0 SS731-7N_6

entrada: w/rgb/cmyk -> w/rgb/cmyk-
 salida: ningún cambio



2-000530-L0 SS731-8N_6

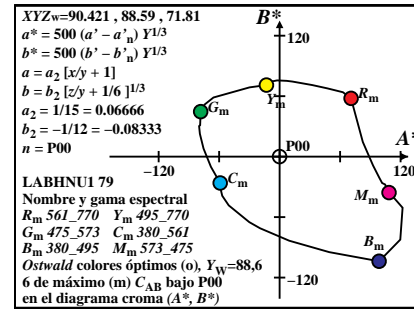
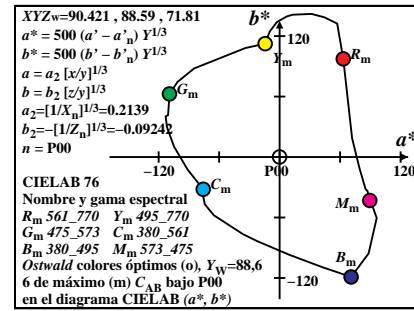
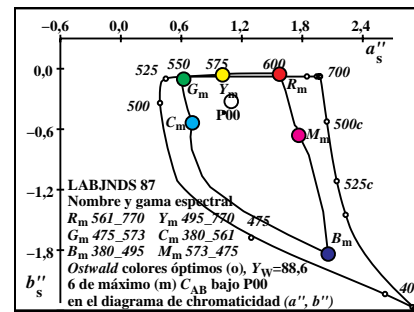
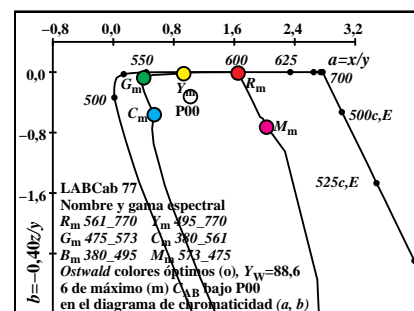
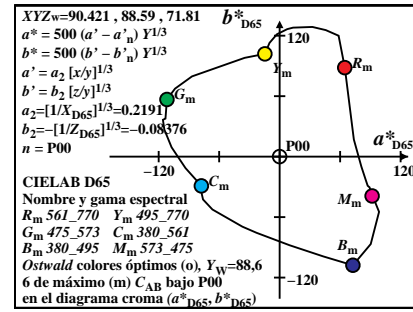
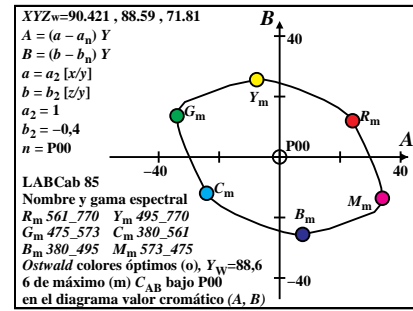
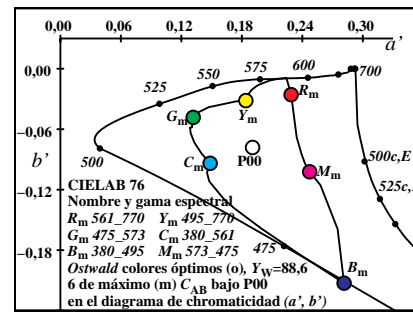
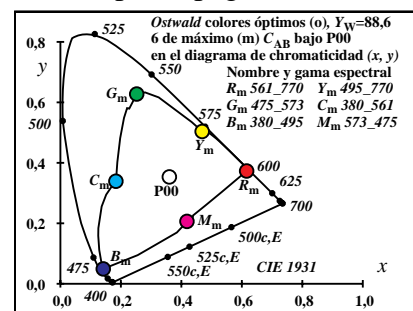
TUB matrícula: 20130201-SS73/SS73L0NP.PDF /.PS
 aplicación para la medida de display output

TUB material: code=rh4ta

Ostwald colores óptimos (o) de máximo (m) C_{AB} bajo P00, $Y_w=88,6$, $Y_m=495_770$

i_1, λ_1	i_2, λ_2	$X_{88,6}$	$Y_{88,6}$	$Z_{88,6}$	x	y	z	h_{xy}	i_d, λ_d	i_c, λ_c	Code
1	405	33	567	27.24	50.33	70.7	0.1837	0.3394	0.4768	184.4	17 486 38 594 Cm
7	435	33	567	23.68	50.61	51.5	0.1882	0.4023	0.4093	164.0	18 491 -1 491c
10	450	33	568	20.95	51.06	33.95	0.1977	0.4818	0.3204	141.6	19 499 -1 499c
12	460	34	570	19.8	51.65	22.7	0.2103	0.5485	0.2411	127.5	21 507 -1 507c
13	465	34	571	19.82	52.22	17.84	0.2205	0.5809	0.1984	121.5	22 513 -1 513c
13	470	34	572	21.05	53.56	17.84	0.2277	0.5792	0.1929	120.4	23 515 -1 515c
15	475	35	575	22.09	54.9	10.5	0.2524	0.6274	0.12	111.4	25 529 -1 529c Gm
16	480	36	580	25.6	57.9	7.96	0.2799	0.6329	0.087	106.0	27 537 -1 537c
17	485	37	589	33.5	63.52	6.02	0.325	0.6164	0.0584	97.6	29 547 -1 547c
18	490	45	625	63.97	78.78	4.54	0.4342	0.5348	0.0308	67.8	32 564 -1 564c
18	495	-1 494c	78.64	84.48	4.54	0.469	0.5038	0.0271	54.2	34 570	12 460 Ym
20	500	-1 500c	78.59	82.05	2.49	0.4817	0.5029	0.0153	50.9	34 571	13 465
22	510	-1 510c	78.49	78.23	1.29	0.4967	0.495	0.0081	46.1	34 573	14 470
24	520	-1 520c	77.98	72.8	0.66	0.5148	0.4807	0.0043	39.5	35 575	14 474
25	530	-1 529c	77.44	69.57	0.47	0.525	0.4717	0.0032	35.7	35 577	15 476
28	540	-1 540c	74.34	58.47	0.16	0.559	0.4397	0.0012	23.5	36 582	16 481
28	545	-1 544c	74.34	58.47	0.16	0.559	0.4397	0.0012	23.5	36 582	16 481
30	550	-1 550c	70.8	50.39	0.08	0.5837	0.4155	0.0007	15.5	37 586	16 483
30	555	-1 554c	70.8	50.39	0.08	0.5837	0.4155	0.0007	15.5	37 586	16 483
32	560	-1 560c	65.87	42.17	0.05	0.6093	0.3901	0.0005	8.4	38 591	17 485
33	567	1 405	74.81	49.66	10.35	0.5548	0.3683	0.0767	4.4	38 594	17 486 Rm
33	567	7 435	78.37	49.38	29.55	0.4982	0.3139	0.1878	344.0	-1 491c	18 491
33	568	10 450	81.11	48.93	47.1	0.4578	0.2762	0.2659	321.7	-1 499c	19 499
34	570	12 460	82.26	48.34	58.35	0.4353	0.2558	0.3088	307.5	-1 507c	21 507
34	571	13 465	82.23	47.77	63.21	0.4256	0.2472	0.3271	301.6	-1 513c	22 513
34	572	13 470	81.0	46.43	63.21	0.4248	0.2435	0.3315	300.4	-1 515c	23 515
35	575	15 475	79.97	45.09	70.55	0.4088	0.2305	0.3606	291.5	-1 529c	25 529 Mm
36	580	16 480	76.45	42.09	73.09	0.3989	0.2196	0.3814	286.0	-1 537c	27 537
37	589	17 485	68.56	36.47	75.03	0.3807	0.2025	0.4167	277.6	-1 547c	29 547
45	625	18 490	38.09	21.21	76.51	0.2804	0.1561	0.5633	247.9	-1 564c	32 564
-1 494c	18 495	23.42	15.51	76.51	0.2028	0.1343	0.6627	234.2	12 460	34 570 Bm	
-1 500c	20 500	23.47	17.94	78.56	0.1956	0.1495	0.6548	231.0	13 465	34 571	
-1 510c	22 510	23.56	21.76	79.76	0.1883	0.1739	0.6376	226.1	14 470	34 573	
-1 520c	24 520	24.07	27.19	80.39	0.1828	0.2065	0.6105	219.5	14 474	35 575	
-1 529c	25 530	24.61	30.42	80.58	0.1815	0.2243	0.5941	215.7	15 476	35 577	
-1 540c	28 540	27.72	41.52	80.89	0.1846	0.2765	0.5388	203.5	16 481	36 582	
-1 544c	28 545	27.72	41.52	80.89	0.1846	0.2765	0.5388	203.5	16 481	36 582	
-1 550c	30 550	31.26	49.6	80.97	0.1931	0.3065	0.5003	195.6	16 483	37 586	
-1 554c	30 555	31.26	49.6	80.97	0.1931	0.3065	0.5003	195.6	16 483	37 586	
-1 560c	32 560	36.19	57.82	81.0	0.2067	0.3303	0.4628	188.4	17 485	38 591	
380	770	90.42	88.59	71.81	0.3604	0.3531	0.2863	0.0			

gráfico TUB-SS73; maximum C_{AB} , $Y_m=495_770$
 XYZ, xy_z , h data for illuminant P00, $Y_w=100$

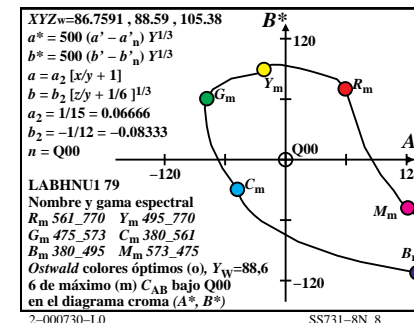
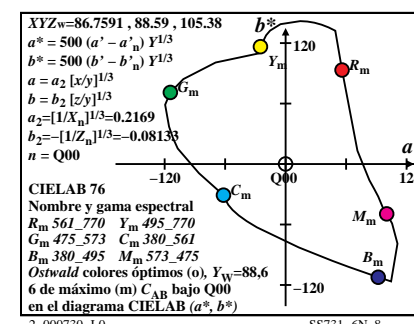
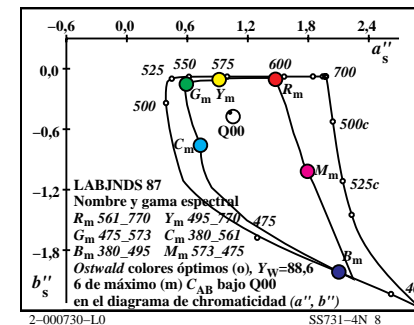
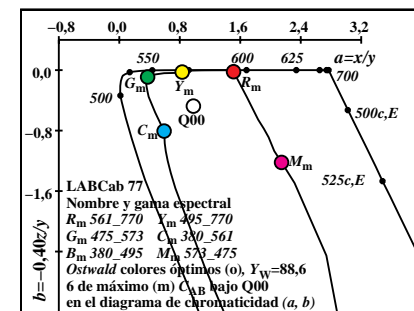
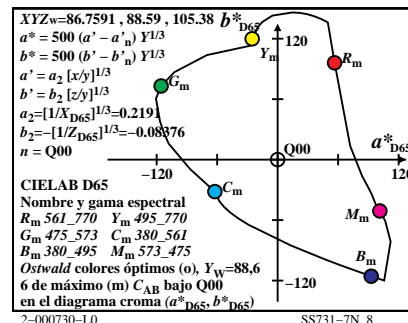
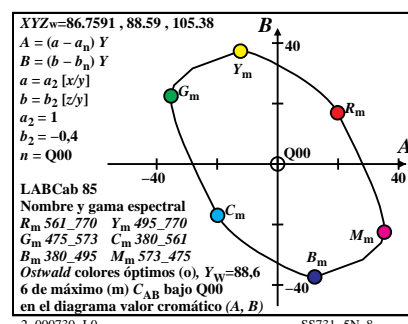
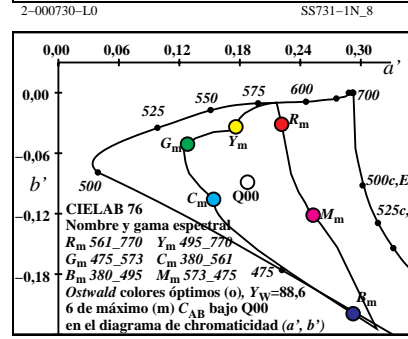
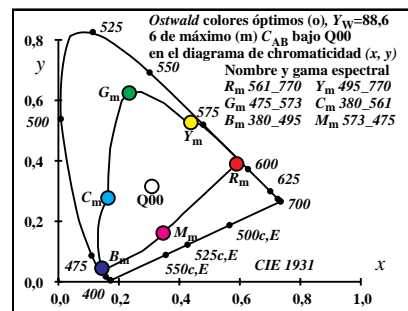


entrada: $w/rgb/cmyk \rightarrow w/rgb/cmyk$
 salida: ningún cambio

Ostwald colores óptimos (o) de máximo (m) C_{AB} bajo Q00, $Y_w=88,6$, $Y_m=495_770$

i_1, λ_1	i_2, λ_2	$X_{88,6}$	$Y_{88,6}$	$Z_{88,6}$	x	y	z	h_{xy}	i_d, λ_d	i_c, λ_c	Code
1	405	32	562	30.39	51.28	103.44	0.1641	0.277	0.5587	194.9	16 482 38 590 Cm
7	435	32	562	24.57	51.72	72.55	0.165	0.3474	0.4874	167.4	17 488 -1 488c
10	450	32	564	20.35	52.44	46.16	0.171	0.4408	0.388	137.7	19 497 -1 497c
11	460	33	566	20.01	53.67	37.79	0.1795	0.4814	0.339	127.9	20 502 -1 502c
12	465	33	568	19.74	54.66	30.01	0.189	0.5234	0.2874	119.9	21 508 -1 508c
14	470	34	570	19.52	55.78	17.62	0.21	0.6002	0.1896	109.1	24 522 -1 522c
15	475	35	575	21.9	58.38	13.22	0.2342	0.6243	0.1413	103.6	26 530 -1 530c Gm
16	480	36	582	27.43	62.99	9.85	0.2735	0.6281	0.0982	96.4	27 539 -1 539c
17	485	40	602	42.96	72.6	7.33	0.3496	0.5907	0.0596	81.5	30 552 -1 552c
17	490	-1	489c	69.13	84.1	7.34	0.4305	0.5237	0.0457	59.7	33 565 11 455
18	495	-1	494c	69.02	83.02	5.43	0.4382	0.5271	0.0345	58.5	33 565 11 458 Ym
20	500	-1	500c	68.96	80.01	2.88	0.4541	0.5268	0.019	55.5	33 567 12 463
21	510	-1	509c	68.93	77.94	2.04	0.4628	0.5233	0.0137	53.4	33 568 13 465
23	520	-1	519c	68.64	72.51	1.01	0.4828	0.51	0.0071	48.1	34 571 14 470
26	530	-1	530c	66.8	61.69	0.34	0.5185	0.4788	0.0026	37.9	35 576 15 475
27	540	-1	539c	65.69	57.66	0.23	0.5315	0.4665	0.0018	34.1	35 578 15 477
28	545	-1	544c	64.3	53.52	0.16	0.545	0.4536	0.0013	30.3	36 580 15 478
29	550	-1	549c	62.62	49.33	0.11	0.5587	0.4402	0.001	26.5	36 582 15 479
30	555	-1	554c	60.64	45.14	0.08	0.5727	0.4264	0.0007	22.7	36 584 16 480
31	560	-1	559c	58.33	40.99	0.06	0.5869	0.4124	0.0006	19.2	37 587 16 481
32	562	1	405	67.54	48.71	15.51	0.5125	0.3697	0.1177	14.8	38 590 16 482 Rm
32	562	7	435	73.36	48.27	46.39	0.4365	0.2872	0.2761	347.5	-1 488c 17 488
32	564	10	450	77.57	47.55	72.78	0.3919	0.2402	0.3677	317.7	-1 497c 19 497
33	566	11	460	77.92	46.32	81.15	0.3793	0.2255	0.3951	308.0	-1 502c 20 502
33	568	12	465	78.18	45.33	88.93	0.368	0.2133	0.4186	300.0	-1 508c 21 508
34	570	14	470	78.4	44.21	101.32	0.3501	0.1974	0.4524	289.2	-1 522c 24 522
35	575	15	475	76.02	41.61	105.73	0.3403	0.1862	0.4733	283.6	-1 530c 26 530 Mm
36	582	16	480	70.49	37.0	109.09	0.3254	0.1708	0.5036	276.5	-1 539c 27 539
40	602	17	485	54.96	27.39	111.61	0.2833	0.1412	0.5754	261.6	-1 552c 30 552
-1	489c	17	490	28.79	15.89	111.61	0.1842	0.1016	0.714	239.7	11 455 33 565
-1	494c	18	495	28.9	16.97	113.51	0.1813	0.1065	0.7121	238.6	11 458 33 565 Bm
-1	500c	20	500	28.97	19.98	116.06	0.1755	0.1211	0.7033	235.2	12 463 33 567
-1	509c	21	510	28.99	22.05	116.9	0.1726	0.1312	0.696	233.5	13 465 33 568
-1	519c	23	520	29.28	27.48	117.93	0.1676	0.1573	0.675	228.2	14 470 34 571
-1	530c	26	530	31.12	38.3	118.61	0.1655	0.2037	0.6307	217.9	15 475 35 576
-1	539c	27	540	32.23	42.33	118.72	0.1667	0.219	0.6141	214.1	15 477 35 578
-1	544c	28	545	33.62	46.47	118.79	0.169	0.2336	0.5972	210.3	15 478 36 580
-1	549c	29	550	35.3	50.66	118.83	0.1723	0.2473	0.5802	206.5	15 479 36 582
-1	554c	30	555	37.29	54.85	118.87	0.1767	0.2599	0.5633	202.8	16 480 36 584
-1	559c	31	560	39.59	59.0	118.89	0.182	0.2713	0.5466	199.2	16 481 37 587
380	770	86.75	88.59	105.38	0.309	0.3155	0.3753	0.0			

gráfico TUB-SS73; maximum C_{AB} , $Y_m=495_770$
 XYZ, x_{yz} , h data for illuminant Q00, $Y_w=100$

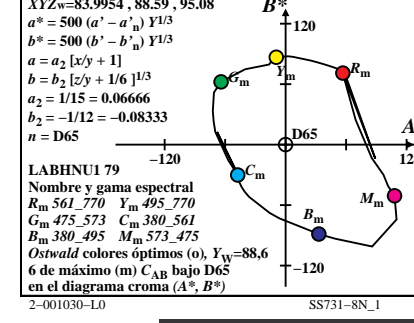
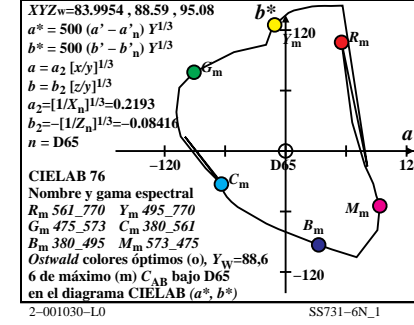
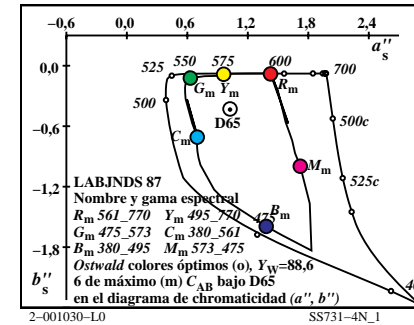
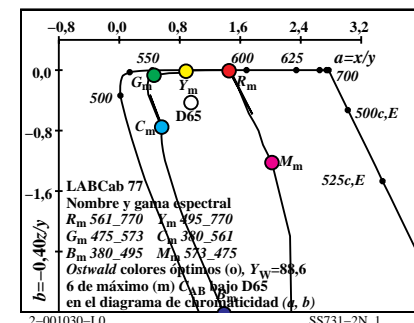
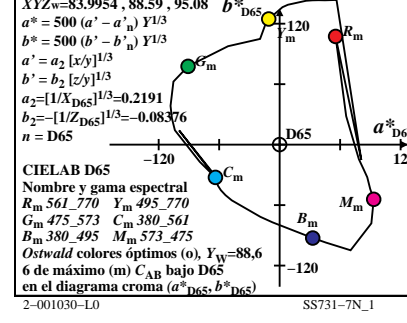
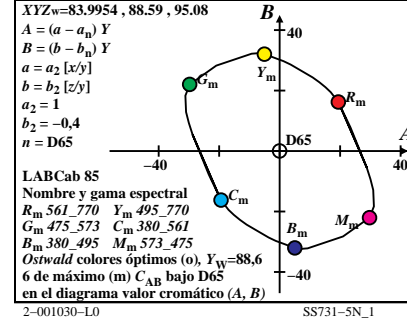
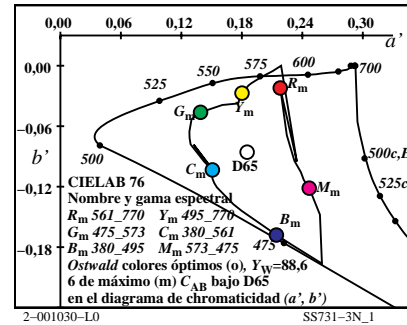
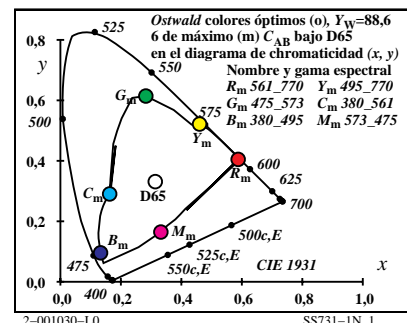


entrada: $w/rgb/cmyk \rightarrow w/rgb/cmyk$
 salida: ningún cambio

Ostwald colores óptimos (o) de máximo (m) C_{AB} bajo D65, Y_{w,10}=88,6, Y_m=495_770

i ₁ , λ ₁	i ₂ , λ ₂	X _{88,6}	Y _{88,6}	Z _{88,6}	x	y	z	h _{xy}	i _d , λ _d	i _c , λ _c	Code
0	405	31	556	28.12	50.11	94.37	0.1629	0.2903	0.5467	195.0	15 476 37 585 Cm
6	435	31	557	24.8	50.86	74.08	0.1656	0.3396	0.4947	176.6	16 480 44 621
10	450	31	559	19.54	50.96	41.21	0.1749	0.4561	0.3689	137.9	18 491 -1 491c
11	460	32	562	19.75	52.51	33.04	0.1875	0.4986	0.3137	126.9	19 498 -1 498c
12	465	33	565	20.22	53.96	25.67	0.2025	0.5403	0.2571	117.9	21 506 -1 506c
14	470	34	570	21.81	55.87	14.19	0.2373	0.6081	0.1544	105.3	24 522 -1 522c
15	475	35	579	27.93	60.81	10.22	0.2822	0.6144	0.1032	96.3	26 533 -1 533c Gm
16	480	41	606	47.87	72.59	7.29	0.3746	0.5682	0.0571	75.5	30 550 -1 550c
16	485	-1 484c	68.26	81.76	7.29	0.4339	0.5197	0.0463	57.5	32 560 10 454	
18	490	-1 490c	68.1	78.9	3.72	0.4518	0.5234	0.0247	54.3	32 562 11 459	
19	495	-1 495c	68.08	77.11	2.63	0.4605	0.5216	0.0178	52.4	32 563 12 461 Ym	
19	500	-1 499c	68.08	77.11	2.63	0.4605	0.5216	0.0178	52.4	32 563 12 461	
22	510	-1 510c	67.71	70.07	0.89	0.4882	0.5052	0.0064	44.9	33 566 13 466	
23	520	-1 519c	67.33	67.16	0.6	0.4983	0.4971	0.0045	41.9	33 568 13 468	
26	530	-1 530c	64.81	56.85	0.14	0.532	0.4667	0.0012	31.8	34 573 14 472	
27	540	-1 539c	63.44	53.07	0.07	0.5441	0.4551	0.0006	28.3	35 576 14 473	
28	545	-1 544c	61.79	49.2	0.03	0.5565	0.4431	0.0003	24.7	35 578 14 474	
29	550	-1 549c	59.85	45.28	0.01	0.5691	0.4306	0.0001	21.3	36 580 15 475	
31	555	-1 555c	55.06	37.53	0.0	0.5946	0.4053	0.0	14.8	37 586 15 476	
32	560	10 451	62.45	35.47	51.78	0.4171	0.2369	0.3458	317.7	-1 492c 18 492	
31	556	0 405	66.68	49.88	12.95	0.5148	0.3851	0.1	15.0	37 585 15 476 Rm	
31	557	6 435	70.0	49.13	33.24	0.4594	0.3224	0.2181	356.6	44 621 16 480	
31	559	10 450	75.26	49.03	66.11	0.3952	0.2575	0.3472	317.9	-1 491c 18 491	
32	562	11 460	75.06	47.48	74.29	0.3813	0.2412	0.3774	307.0	-1 498c 19 498	
33	565	12 465	74.58	46.03	81.65	0.3687	0.2275	0.4036	298.0	-1 506c 21 506	
34	570	14 470	73.0	44.12	93.14	0.3471	0.2098	0.4429	285.4	-1 522c 24 522	
35	579	15 475	66.88	39.18	97.11	0.3291	0.1928	0.4779	276.3	-1 533c 26 533 Mm	
41	606	16 480	46.93	27.4	100.03	0.2691	0.1571	0.5736	255.6	-1 550c 30 550	
-1	484c	16 485	26.54	18.23	100.03	0.1833	0.1258	0.6907	237.5	10 454 32 560	
-1	490c	18 490	26.71	21.09	103.61	0.1764	0.1393	0.6842	234.3	11 459 32 562	
-1	495c	19 495	26.73	22.88	104.69	0.1732	0.1482	0.6784	232.4	12 461 32 563 Bm	
-1	499c	19 500	26.73	22.88	104.69	0.1732	0.1482	0.6784	232.4	12 461 32 563	
-1	510c	22 510	27.1	29.92	106.43	0.1657	0.183	0.6511	225.0	13 466 33 566	
-1	519c	23 520	27.48	32.83	106.72	0.1645	0.1965	0.6389	222.0	13 468 33 568	
-1	530c	26 530	30.0	43.14	107.18	0.1663	0.2392	0.5943	211.8	14 472 34 573	
-1	539c	27 540	31.36	46.92	107.25	0.169	0.2529	0.578	208.3	14 473 35 576	
-1	544c	28 545	33.01	50.79	107.29	0.1727	0.2657	0.5614	204.8	14 474 35 578	
-1	549c	29 550	34.96	54.71	107.32	0.1774	0.2777	0.5447	201.3	15 475 36 580	
-1	555c	31 555	39.75	62.46	107.33	0.1896	0.298	0.5122	194.8	15 476 37 586	
10	451	32 560	32.36	64.52	55.55	0.2122	0.4232	0.3644	137.6	18 492 -1 492c	
380	770	83.99	88.59	95.08	0.3137	0.3309	0.3552	0.0			

gráfico TUB-SS73; maximum C_{AB}, Y_m=495_770
 XYZ, xyz, h data for illuminant D65, Y_{w,10}=100



entrada: w/rgb/cmyk -> w/rgb/cmyk_
 salida: ningún cambio

TUB matrícula: 20130201-SS73/SS73L0NP.PDF /.PS
 aplicación para la medida de display output

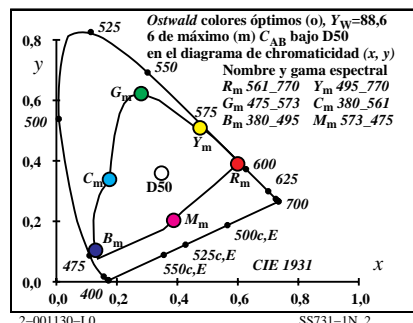
TUB material: code=rh4ta

Ostwald colores óptimos (o) de máximo (m) C_{AB} bajo D50, $Y_w=88,6$, $Y_m=495_770$

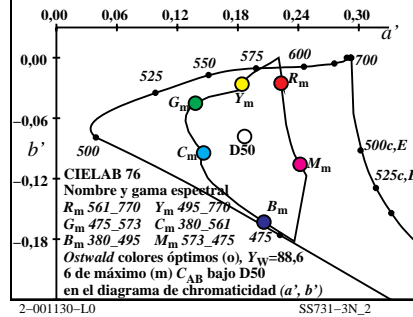
i_1, λ_1	i_2, λ_2	$X_{88,6}$	$Y_{88,6}$	$Z_{88,6}$	x	y	z	h_{xy}	i_d, λ_d	i_c, λ_c	Code
1	405	31	559	25.72	49.57	71.05	0.1757	0.3387	0.4855	186.9	15 479 37 589 Cm
7	435	32	561	22.74	49.98	52.96	0.1809	0.3976	0.4213	167.1	16 484 58 693
10	450	32	562	19.94	50.19	33.68	0.1921	0.4834	0.3244	141.4	18 493 -1 493c
12	460	32	564	19.11	50.86	21.5	0.2089	0.5559	0.2351	125.2	20 503 -1 503c
13	465	33	566	19.68	51.8	16.41	0.2239	0.5892	0.1867	118.3	22 512 -1 512c
14	470	34	570	21.54	53.71	12.21	0.2462	0.614	0.1396	111.7	24 521 -1 521c
15	475	35	576	25.74	57.15	8.92	0.2803	0.6224	0.0971	104.3	26 531 -1 531c Gm
16	480	38	590	36.57	64.56	6.46	0.3399	0.6	0.06	91.8	28 543 -1 543c
17	485	-1	485c	73.94	82.03	4.68	0.4602	0.5105	0.0291	53.2	32 563 11 458
18	490	-1	490c	73.91	80.7	3.39	0.4677	0.5107	0.0214	51.5	32 564 12 460
19	495	-1	495c	73.89	79.13	2.43	0.4753	0.509	0.0156	49.5	33 565 12 462 Ym
20	500	-1	500c	73.85	77.28	1.72	0.4831	0.5055	0.0113	47.1	33 566 12 464
21	510	-1	509c	73.75	75.15	1.22	0.4912	0.5005	0.0081	44.4	33 567 13 466
24	520	-1	520c	72.64	66.96	0.39	0.5188	0.4783	0.0027	34.7	34 571 14 471
25	530	-1	529c	71.83	63.63	0.24	0.5293	0.4688	0.0018	31.0	34 573 14 473
28	540	-1	540c	67.8	52.55	0.03	0.5631	0.4365	0.0002	19.6	35 579 15 476
29	545	-1	545c	65.86	48.65	0.01	0.575	0.4248	0.0001	16.0	36 581 15 477
29	550	-1	549c	65.86	48.65	0.01	0.575	0.4248	0.0001	16.0	36 581 15 477
31	555	-1	555c	61.01	40.81	0.0	0.5991	0.4008	0.0	9.3	37 587 15 479
32	560	2	411	58.5	37.02	1.78	0.6012	0.3804	0.0183	4.7	38 591 16 480
31	559	1	405	70.99	50.42	10.35	0.5387	0.3826	0.0785	6.9	37 589 15 479 Rm
32	561	7	435	73.98	50.01	28.44	0.4852	0.328	0.1866	347.1	58 693 16 484
32	562	10	450	76.78	49.8	47.72	0.4404	0.2857	0.2738	321.5	-1 493c 18 493
32	564	12	460	77.61	49.13	59.9	0.4158	0.2632	0.3209	305.2	-1 503c 20 503
33	566	13	465	77.03	48.19	64.99	0.4049	0.2533	0.3416	298.3	-1 512c 22 512
34	570	14	470	75.18	46.28	69.19	0.3943	0.2427	0.3629	291.7	-1 521c 24 521
35	576	15	475	70.98	42.84	72.48	0.3809	0.2299	0.389	284.4	-1 531c 26 531 Mm
38	590	16	480	60.14	35.43	74.95	0.3526	0.2077	0.4395	271.9	-1 543c 28 543
-1	485c	17	485	22.77	17.96	76.72	0.1938	0.1529	0.6531	233.3	11 458 32 563
-1	490c	18	490	22.81	19.29	78.02	0.1899	0.1605	0.6494	231.5	12 460 32 564
-1	495c	19	495	22.83	20.86	78.97	0.1861	0.1701	0.6437	229.5	12 462 33 565 Bm
-1	500c	20	500	22.86	22.71	79.68	0.1825	0.1813	0.636	227.1	12 464 33 566
-1	509c	21	510	22.96	24.84	80.18	0.1794	0.1941	0.6264	224.5	13 466 33 567
-1	520c	24	520	24.08	33.03	81.02	0.1743	0.2391	0.5865	214.7	14 471 34 571
-1	529c	25	530	24.88	36.36	81.16	0.1747	0.2553	0.5699	211.0	14 473 34 573
-1	540c	28	540	28.92	47.44	81.37	0.1833	0.3007	0.5158	199.6	15 476 35 579
-1	545c	29	545	30.86	51.34	81.39	0.1886	0.3138	0.4975	196.0	15 477 36 581
-1	549c	29	550	30.86	51.34	81.39	0.1886	0.3138	0.4975	196.0	15 477 36 581
-1	555c	31	555	35.7	59.18	81.41	0.2025	0.3356	0.4617	189.3	15 479 37 587
2	411	32	560	38.21	62.97	79.63	0.2113	0.3482	0.4403	184.7	16 480 38 591
380	770	85.68	88.58	72.12	0.3477	0.3595	0.2927	0.0			

2-001130-L0 SS730-7N_2

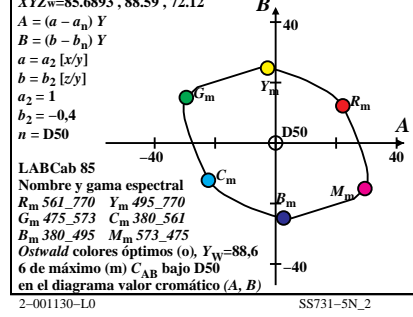
gráfico TUB-SS73; maximum C_{AB} , $Y_m=495_770$
 XYZ, xyz , h data for illuminant D50, $Y_w=100$



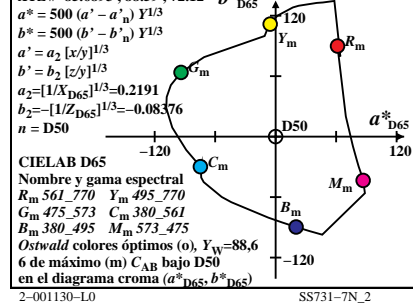
2-001130-L0 SS731-1N_2



2-001130-L0 SS731-3N_2




2-001130-L0 SS731-5N_2

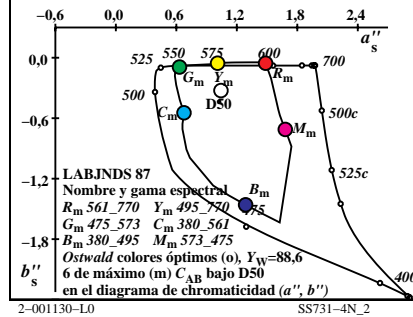


2-001130-L0 SS731-7N_2

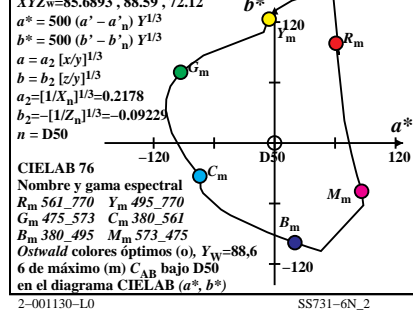
entrada: $w/rgb/cmyk \rightarrow w/rgb/cmyk$
 salida: ningún cambio



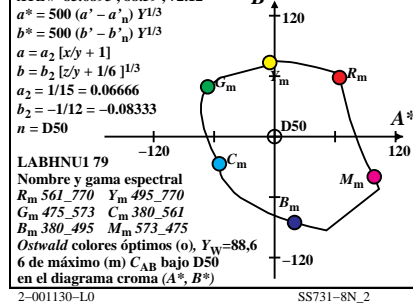
2-001130-L0 SS731-2N_2



2-001130-L0 SS731-4N_2



2-001130-L0 SS731-6N_2



2-001130-L0 SS731-8N_2

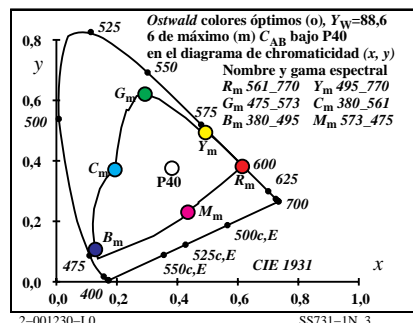
TUB matrícula: 20130201-SS73/SS73L0NP.PDF /.PS
 aplicación para la medida de display output

TUB material: code=rh4ta

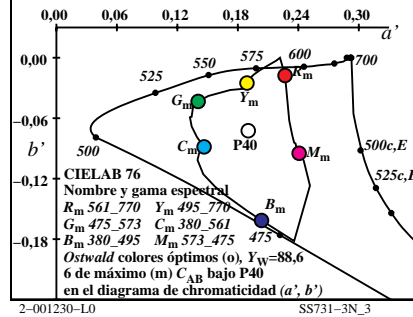
Ostwald colores óptimos (o) de máximo (m) C_{AB} bajo P40, Y_{w,10}=88,6, Y_m=495_770

i ₁ , λ ₁	i ₂ , λ ₂	X _{88,6}	Y _{88,6}	Z _{88,6}	x	y	z	h _{xy}	i _d , λ _d	i _c , λ _c	Code
0	405	32	563	25.22	48.29	56.71	0.1937	0.3708	0.4354	181.4	16 481 38 591 Cm
7	435	32	564	22.5	48.56	40.64	0.2014	0.4347	0.3638	161.8	17 487 -1 487c
10	450	33	565	20.53	48.79	26.34	0.2146	0.5099	0.2753	141.2	19 495 -1 495c
12	460	33	567	20.14	49.38	17.32	0.2319	0.5686	0.1994	127.9	21 505 -1 505c
12	465	33	568	21.3	50.64	17.32	0.2386	0.5673	0.194	126.8	21 506 -1 506c
14	470	34	571	22.34	51.74	10.14	0.2652	0.6142	0.1204	116.0	24 521 -1 521c
15	475	35	576	25.73	54.48	7.56	0.2931	0.6206	0.0861	109.9	26 531 -1 531c Gm
16	480	37	585	33.82	60.22	5.58	0.3394	0.6044	0.056	100.5	28 542 -1 542c
17	485	42	611	57.84	73.36	4.1	0.4274	0.5421	0.0303	74.7	31 558 -1 558c
17	490	-1 489c	80.89	83.41	4.1	0.4803	0.4952	0.0243	50.6	33 566 11 458	
19	495	-1 495c	80.84	80.92	2.17	0.4931	0.4935	0.0132	46.7	33 568 12 463 Ym	
20	500	-1 500c	80.81	79.31	1.56	0.4998	0.4905	0.0096	44.3	33 569 13 465	
22	510	-1 510c	80.54	75.25	0.78	0.5143	0.4805	0.005	38.4	34 571 13 469	
23	520	-1 519c	80.22	72.76	0.54	0.5225	0.4739	0.0035	35.0	34 572 14 471	
25	530	-1 529c	78.98	66.96	0.22	0.5403	0.4581	0.0015	27.5	35 575 14 474	
28	540	-1 540c	75.19	56.6	0.03	0.5703	0.4293	0.0002	15.9	36 581 15 477	
28	545	-1 544c	75.19	56.6	0.03	0.5703	0.4293	0.0002	15.9	36 581 15 477	
30	550	-1 550c	71.13	49.03	0.0	0.5919	0.408	0.0	8.7	37 585 15 479	
31	555	-1 555c	68.55	45.14	0.0	0.6029	0.397	0.0	5.5	37 587 16 480	
31	560	-1 559c	68.55	45.14	0.0	0.6029	0.397	0.0	5.5	37 587 16 480	
32	563	0	405	76.52	51.7	7.73	0.5628	0.3803	0.0568	1.4	38 591 16 481 Rm
32	564	7	435	79.24	51.43	23.8	0.5129	0.3329	0.154	341.9	-1 487c 17 487
33	565	10	450	81.21	51.2	38.09	0.4762	0.3003	0.2234	321.3	-1 495c 19 495
33	567	12	460	81.6	50.61	47.12	0.455	0.2822	0.2627	307.9	-1 505c 21 505
33	568	12	465	80.44	49.35	47.12	0.4547	0.2789	0.2663	306.8	-1 506c 21 506
34	571	14	470	79.4	48.25	54.29	0.4363	0.2651	0.2984	296.1	-1 521c 24 521
35	576	15	475	76.01	45.51	56.88	0.426	0.255	0.3188	290.0	-1 531c 26 531 Mm
37	585	16	480	67.92	39.77	58.85	0.4078	0.2387	0.3533	280.6	-1 542c 28 542
42	611	17	485	43.9	26.63	60.34	0.3354	0.2034	0.461	254.8	-1 558c 31 558
-1 489c	17 490	20.85	16.58	60.34	0.2132	0.1696	0.6171	230.6	11 458 33 566		
-1 495c	19 495	20.9	19.07	62.27	0.2044	0.1865	0.609	226.7	12 463 33 568 Bm		
-1 500c	20 500	20.93	20.68	62.88	0.2003	0.1979	0.6017	224.3	13 465 33 569		
-1 510c	22 510	21.2	24.74	63.66	0.1934	0.2257	0.5807	218.4	13 469 34 571		
-1 519c	23 520	21.53	27.23	63.9	0.191	0.2417	0.5671	215.0	14 471 34 572		
-1 529c	25 530	22.76	33.03	64.21	0.1897	0.2752	0.535	207.5	14 474 35 575		
-1 540c	28 540	26.55	43.39	64.41	0.1976	0.3229	0.4794	195.9	15 477 36 581		
-1 544c	28 545	26.55	43.39	64.41	0.1976	0.3229	0.4794	195.9	15 477 36 581		
-1 550c	30 550	30.61	50.96	64.44	0.2096	0.349	0.4413	188.7	15 479 37 585		
-1 555c	31 555	33.19	54.85	64.44	0.2176	0.3597	0.4226	185.5	16 480 37 587		
-1 559c	31 560	33.19	54.85	64.44	0.2176	0.3597	0.4226	185.5	16 480 37 587		
380	770	90.14	88.59	57.09	0.3822	0.3756	0.2421	0.0			

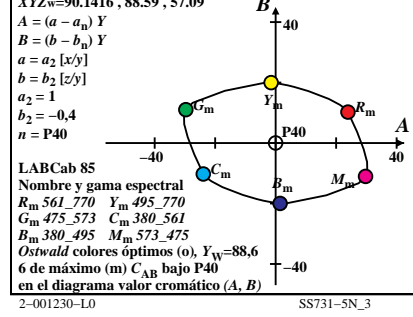
2-001230-L0 SS730-7N_3 gráfico TUB-SS73; maximum C_{AB}, Y_m=495_770
 XYZ, xyz, h data for illuminant P40, Y_{w,10}=100



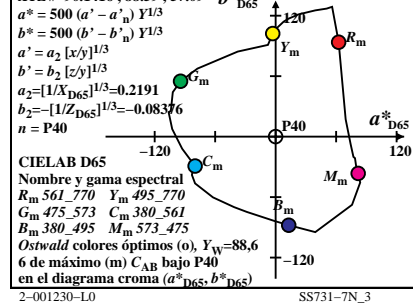
2-001230-L0 SS731-1N_3



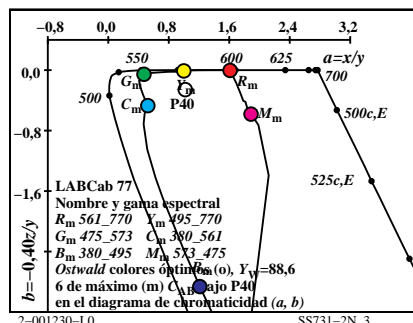
2-001230-L0 SS731-3N_3



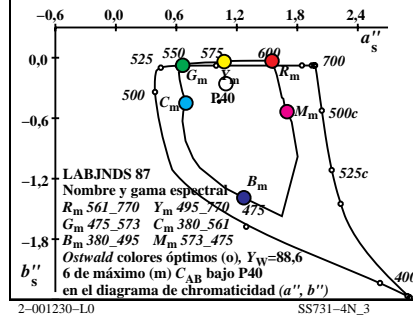
2-001230-L0 SS731-5N_3



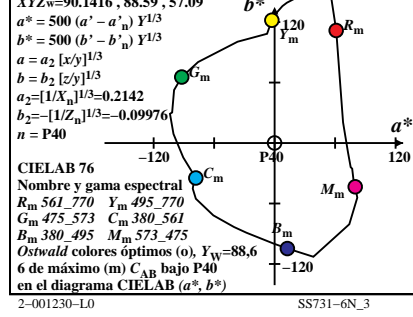
2-001230-L0 SS731-7N_3



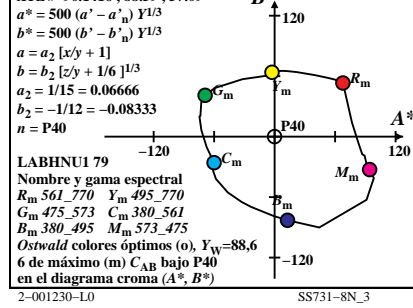
2-001230-L0 SS731-2N_3



2-001230-L0 SS731-4N_3



2-001230-L0 SS731-6N_3



2-001230-L0 SS731-8N_3

gráfico TUB-SS73; maximum C_{AB}, Y_m=495_770
 XYZ, xyz, h data for illuminant P40, Y_{w,10}=100

entrada: w/rgb/cmyk -> w/rgb/cmyk-
 salida: ningún cambio

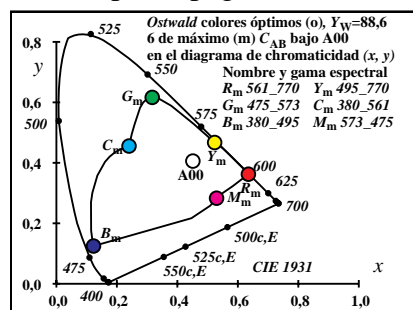
vea archivos semejantes: http://130.149.60.45/~farbmetrik/SS73/SS73L0NP.PDF /.PS
 información técnica: http://www.ps.bam.de o http://130.149.60.45/~farbmetrik

TUB matrícula: 20130201-SS73/SS73L0NP.PDF /.PS
 aplicación para la medida de display output
 TUB material: code=rh4ta

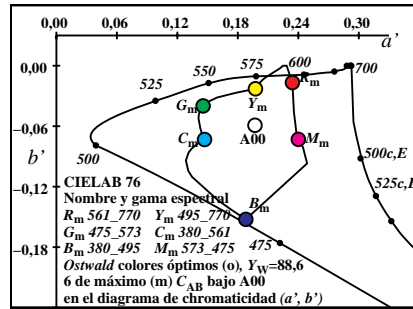
Ostwald colores óptimos (o) de máximo (m) C_{AB} bajo A00, $Y_w=88,6$, $Y_m=495_770$

i_1, λ_1	i_2, λ_2	$X_{88,6}$	$Y_{88,6}$	$Z_{88,6}$	x	y	z	h_{xy}	i_d, λ_d	i_c, λ_c	Code	
1	405	34	570	24.41	46.3	30.85	0.2404	0.4558	0.3037	166.6	17 487 39 597 Cm	
7	435	34	570	23.37	46.48	23.83	0.2494	0.4961	0.2544	155.9	18 491 47 639	
9	450	34	571	22.92	46.75	19.01	0.2584	0.5271	0.2144	147.8	19 495 -1 495c	
12	460	34	572	22.3	46.95	11.32	0.2768	0.5826	0.1405	134.6	21 505 -1 505c	
13	465	34	573	22.67	47.37	9.0	0.2867	0.5992	0.1139	130.3	22 512 -1 512c	
14	470	34	574	23.6	48.19	6.99	0.2995	0.6116	0.0887	126.3	24 520 -1 520c	
15	475	35	576	25.5	49.59	5.35	0.3169	0.6164	0.0665	122.5	25 528 -1 528c Gm	
16	480	36	581	29.32	52.34	4.06	0.342	0.6105	0.0474	118.0	27 537 -1 537c	
17	485	37	588	37.11	57.43	3.06	0.3802	0.5884	0.0313	111.2	29 547 -1 547c	
18	490	41	609	60.13	69.96	2.29	0.4542	0.5284	0.0173	88.5	32 561 -1 561c	
19	495	-1	495c	93.65	83.69	1.7	0.523	0.4674	0.0095	40.5	34 573 13 465 Ym	
20	500	-1	500c	93.63	82.5	1.25	0.5278	0.4651	0.007	37.6	34 573 13 468	
21	510	-1	509c	93.56	81.07	0.91	0.5329	0.4618	0.0052	34.3	34 574 14 470	
24	520	-1	520c	92.73	75.08	0.31	0.5515	0.4465	0.0018	22.0	35 577 15 476	
25	530	-1	529c	92.11	72.52	0.2	0.5588	0.4399	0.0012	17.5	35 578 15 477	
27	540	-1	539c	90.14	66.59	0.06	0.5748	0.4246	0.0004	8.6	36 581 16 480	
29	545	-1	545c	86.98	59.77	0.01	0.5926	0.4072	0.0	0.5	37 585 16 483	
30	550	-1	550c	84.87	56.1	0.0	0.602	0.3979	0.0	0.0	356.9	37 587 16 484
31	555	-1	555c	82.34	52.29	0.0	0.6116	0.3883	0.0	0.0	353.7	37 589 17 485
32	560	-1	560c	79.36	48.36	0.0	0.6213	0.3786	0.0	0.0	350.9	38 592 17 486
34	570	1	405	86.73	53.69	4.34	0.599	0.3709	0.03	346.6	39 597 17 487 Rm	
34	570	7	435	87.77	53.51	11.36	0.575	0.3505	0.0744	335.9	47 639 18 491	
34	571	9	450	88.22	53.24	16.18	0.5596	0.3377	0.1026	327.8	-1 495c 19 495	
34	572	12	460	88.84	53.04	23.87	0.5359	0.32	0.144	314.6	-1 505c 21 505	
34	573	13	465	88.47	52.62	26.19	0.5288	0.3145	0.1565	310.4	-1 512c 22 512	
34	574	14	470	87.54	51.8	28.2	0.5224	0.3091	0.1683	306.4	-1 520c 24 520	
35	576	15	475	85.64	50.4	29.84	0.5162	0.3038	0.1798	302.5	-1 528c 25 528 Mm	
36	581	16	480	81.82	47.65	31.13	0.5094	0.2966	0.1938	298.1	-1 537c 27 537	
37	588	17	485	74.03	42.56	32.13	0.4977	0.2861	0.216	291.2	-1 547c 29 547	
41	609	18	490	51.01	30.03	32.9	0.4476	0.2635	0.2887	268.6	-1 561c 32 561	
-1	495c	19	495	17.49	16.3	33.49	0.2599	0.2422	0.4977	220.5	13 465 34 573 Bm	
-1	500c	20	500	17.51	17.49	33.94	0.254	0.2536	0.4922	217.6	13 468 34 573	
-1	509c	21	510	17.58	18.92	34.28	0.2484	0.2672	0.4842	214.3	14 470 34 574	
-1	520c	24	520	18.41	24.91	34.88	0.2354	0.3185	0.446	202.0	15 476 35 577	
-1	529c	25	530	19.03	27.47	34.99	0.2335	0.3371	0.4293	197.5	15 477 35 578	
-1	539c	27	540	21.0	33.4	35.13	0.2345	0.373	0.3923	188.6	16 480 36 581	
-1	545c	29	545	24.16	40.22	35.18	0.2426	0.4039	0.3533	180.5	16 483 37 585	
-1	550c	30	550	26.27	43.89	35.19	0.2494	0.4165	0.334	176.9	16 484 37 587	
-1	555c	31	555	28.8	47.7	35.19	0.2578	0.427	0.315	173.7	17 485 37 589	
-1	560c	32	560	31.78	51.63	35.19	0.2679	0.4352	0.2967	170.8	17 486 38 592	
380	770	98.46	88.59	31.18	0.4511	0.4059	0.1428	0.0				

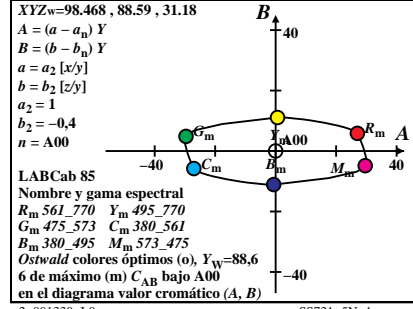
2-001330-L0 SS730-7N_4 gráfico TUB-SS73; maximum C_{AB} , $Y_m=495_770$
 XYZ, xyz , h data for illuminant A00, $Y_w=100$



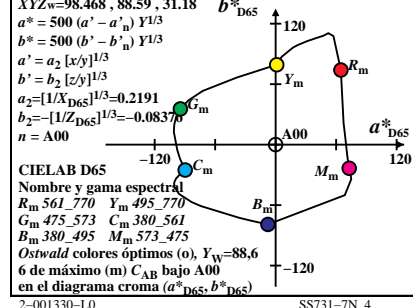
2-001330-L0 SS731-1N_4



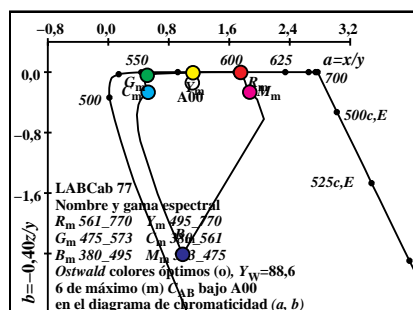
2-001330-L0 SS731-3N_4



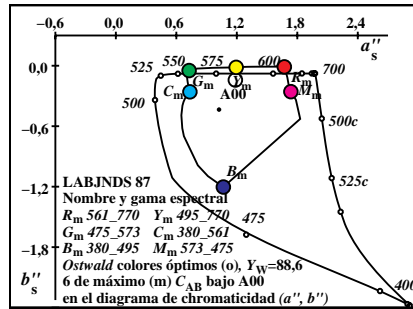
2-001330-L0 SS731-5N_4



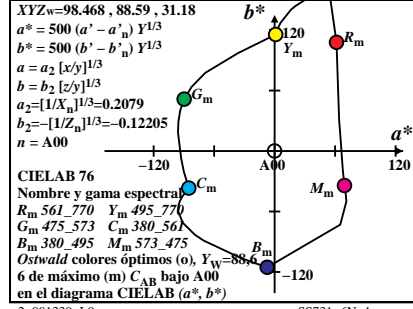
2-001330-L0 SS731-7N_4



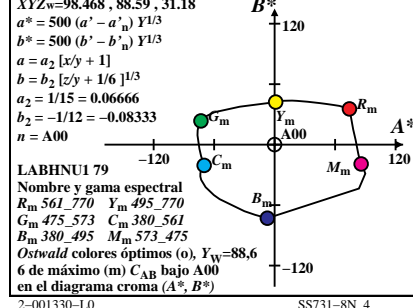
2-001330-L0 SS731-2N_4



2-001330-L0 SS731-4N_4



2-001330-L0 SS731-6N_4



2-001330-L0 SS731-8N_4

gráfico TUB-SS73; maximum C_{AB} , $Y_m=495_770$
 XYZ, xyz , h data for illuminant A00, $Y_w=100$

entrada: $w/rgb/cmyk \rightarrow w/rgb/cmyk$
 salida: ningún cambio

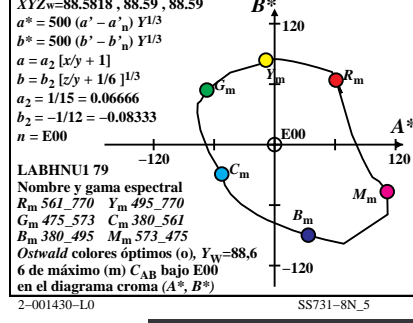
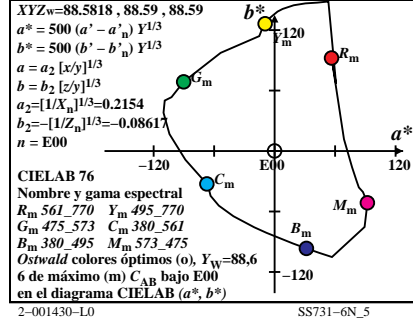
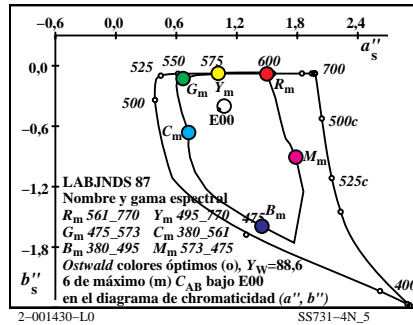
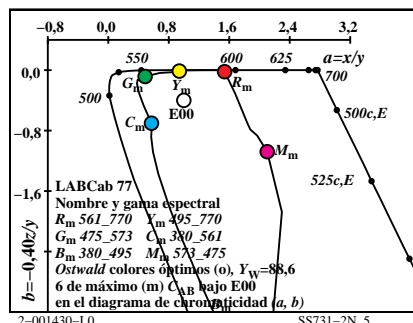
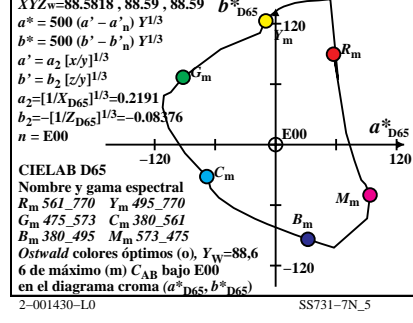
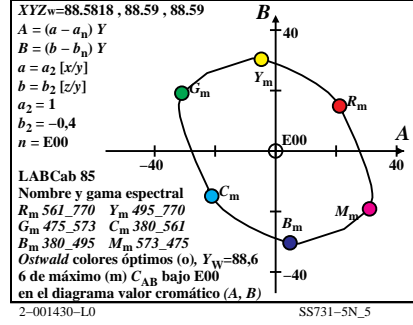
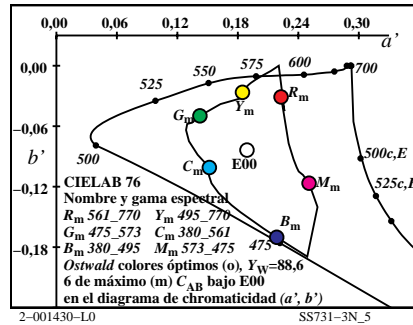
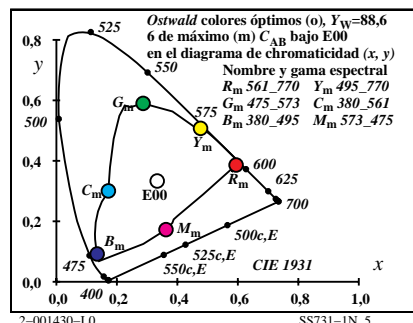
TUB matrícula: 20130201-SS73/SS73L0NP.PDF /.PS
 aplicación para la medida de display output

TUB material: code=rh4ta

Ostwald colores óptimos (o) de máximo (m) C_{AB} bajo E00, $Y_w=88,6$, $Y_m=495_770$

i_1, λ_1	i_2, λ_2	$X_{88,6}$	$Y_{88,6}$	$Z_{88,6}$	x	y	z	h_{xy}	i_d, λ_d	i_c, λ_c	Code
1	405	31 559	28.18	49.32	86.6	0.1717	0.3005	0.5277	191.4	15 477	37 589 Cm
7	435	32 561	23.26	49.67	58.35	0.1772	0.3783	0.4444	163.8	16 484	-1 484c
10	450	32 562	20.01	49.98	35.73	0.1893	0.4727	0.3379	135.9	18 493	-1 493c
12	460	33 565	19.33	50.94	22.54	0.2082	0.5488	0.2429	120.1	21 506	-1 506c
13	465	33 568	20.25	52.23	17.09	0.2261	0.583	0.1908	113.2	23 515	-1 515c
13	470	34 572	23.54	55.57	17.09	0.2447	0.5775	0.1776	109.9	24 520	-1 520c
14	475	36 581	29.38	60.42	12.63	0.2868	0.5897	0.1233	100.2	26 532	-1 532c Gm
16	480	40 604	48.47	71.12	6.66	0.3839	0.5632	0.0528	77.5	30 551	-1 551c
17	485	-1 485c	73.62	81.33	4.79	0.4608	0.5091	0.03	54.0	32 564	11 456
18	490	-1 490c	73.58	79.94	3.43	0.4688	0.5093	0.0218	52.3	32 564	11 458
19	495	-1 495c	73.57	78.31	2.44	0.4766	0.5074	0.0158	50.5	33 565	12 460 Ym
20	500	-1 500c	73.53	76.43	1.72	0.4847	0.5038	0.0113	48.3	33 566	12 462
22	510	-1 510c	73.22	71.82	0.84	0.5019	0.4922	0.0057	43.2	33 569	13 466
23	520	-1 519c	72.86	69.07	0.57	0.5113	0.4846	0.004	40.3	34 570	13 468
25	530	-1 529c	71.54	62.84	0.23	0.5314	0.4668	0.0017	33.9	34 573	14 470
27	540	-1 539c	69.22	55.84	0.07	0.5531	0.4462	0.0006	27.1	35 577	14 473
29	545	-1 545c	65.78	48.4	0.01	0.576	0.4238	0.0001	20.4	36 582	15 475
29	550	-1 549c	65.78	48.4	0.01	0.576	0.4238	0.0001	20.4	36 582	15 475
31	555	-1 555c	61.1	40.83	0.0	0.5993	0.4005	0.0	14.1	37 587	15 476
32	560	3 415	59.5	37.2	5.75	0.5806	0.3631	0.0562	6.8	39 595	15 478
31	559	1 405	71.8	50.67	13.4	0.5284	0.3729	0.0986	11.4	37 589	15 477 Rm
32	561	7 435	76.72	50.32	41.65	0.4547	0.2982	0.2469	343.9	-1 484c	16 484
32	562	10 450	79.97	50.01	64.27	0.4116	0.2574	0.3308	315.9	-1 493c	18 493
33	565	12 460	80.66	49.05	77.46	0.3893	0.2367	0.3738	300.1	-1 506c	21 506
33	568	13 465	79.73	47.76	82.91	0.3789	0.2269	0.394	293.2	-1 515c	23 515
34	572	13 470	76.44	44.42	82.91	0.3751	0.218	0.4068	289.9	-1 520c	24 520
36	581	14 475	70.6	39.57	87.37	0.3573	0.2003	0.4422	280.3	-1 532c	26 532 Mm
40	604	16 480	51.51	28.87	93.34	0.2965	0.1662	0.5372	257.6	-1 551c	30 551
-1	485c	17 485	26.36	18.66	95.21	0.1879	0.133	0.6789	234.0	11 456	32 564
-1	490c	18 490	26.4	20.05	96.57	0.1845	0.1402	0.6752	232.4	11 458	32 564
-1	495c	19 495	26.41	21.68	97.56	0.1813	0.1488	0.6697	230.5	12 460	33 565 Bm
-1	500c	20 500	26.45	23.56	98.28	0.1783	0.1588	0.6627	228.4	12 462	33 566
-1	510c	22 510	26.76	28.17	99.16	0.1736	0.1828	0.6434	223.3	13 466	33 569
-1	519c	23 520	27.12	30.92	99.43	0.1722	0.1963	0.6314	220.3	13 468	34 570
-1	529c	25 530	28.45	37.15	99.77	0.172	0.2246	0.6032	213.9	14 470	34 573
-1	539c	27 540	30.76	44.15	99.93	0.1759	0.2525	0.5715	207.2	14 473	35 577
-1	545c	29 545	34.2	51.59	99.99	0.1841	0.2776	0.5382	200.4	15 475	36 582
-1	549c	29 550	34.2	51.59	99.99	0.1841	0.2776	0.5382	200.4	15 475	36 582
-1	555c	31 555	38.88	59.16	100.0	0.1963	0.2987	0.5049	194.1	15 476	37 587
3	415	32 560	40.49	62.79	94.25	0.2049	0.3178	0.4771	186.8	15 478	39 595
380	770	88.58	88.58	88.59	0.3333	0.3333	0.3333	0.0			

gráfico TUB-SS73; maximum C_{AB} , $Y_m=495_770$
 XYZ, x_{yz} , h data for illuminant E00, $Y_w=100$



entrada: w/rgb/cmyk -> w/rgb/cmyk-
 salida: ningún cambio

TUB matrícula: 20130201-SS73/SS73L0NP.PDF /.PS
 aplicación para la medida de display output

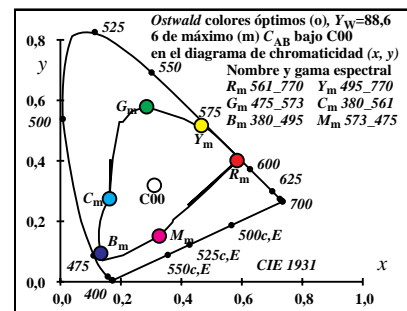
TUB material: code=rha4ta

Ostwald colores óptimos (o) de máximo (m) C_{AB} bajo C00, $Y_w=88,6$, $Y_m=495_770$

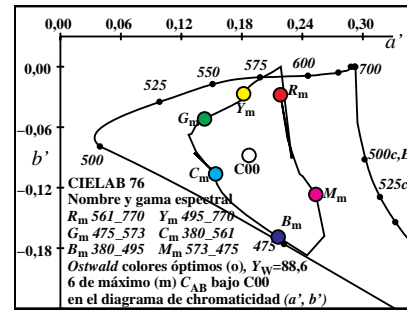
i_1, λ_1	i_2, λ_2	$X_{88,6}$	$Y_{88,6}$	$Z_{88,6}$	x	y	z	h_{xy}	i_d, λ_d	i_c, λ_c	Code
1	405	31 556	29.28	49.5	101.47	0.1624	0.2746	0.5629	196.7	15 475	37 586 Cm
6	435	31 558	25.71	50.35	79.37	0.1654	0.3239	0.5106	178.0	16 480	44 623
9	450	32 560	21.63	50.96	52.26	0.1732	0.4081	0.4185	146.9	17 487	-1 487c
12	460	32 563	19.07	51.67	27.03	0.1951	0.5284	0.2764	118.8	20 504	-1 504c
12	465	33 566	21.12	54.03	27.03	0.2066	0.5287	0.2645	116.2	21 507	-1 507c
13	470	34 572	23.98	57.3	20.34	0.236	0.5638	0.2001	106.8	24 520	-1 520c
14	475	36 582	31.09	63.12	14.85	0.285	0.5787	0.1362	95.5	26 533	-1 533c Gm
16	480	44 622	58.22	76.76	7.52	0.4085	0.5386	0.0527	65.8	31 556	0 403
17	485	-1 485c	68.92	79.83	5.25	0.4475	0.5183	0.0341	55.4	32 562	11 456
18	490	-1 490c	68.87	78.19	3.64	0.457	0.5188	0.0241	53.7	32 563	11 459
19	495	-1 495c	68.86	76.34	2.51	0.4661	0.5168	0.017	51.7	32 564	12 461 Ym
20	500	-1 500c	68.82	74.3	1.73	0.4751	0.5129	0.0119	49.6	33 565	12 463
22	510	-1 510c	68.51	69.61	0.82	0.493	0.5009	0.0059	44.8	33 567	13 466
24	520	-1 520c	67.63	64.04	0.37	0.5121	0.485	0.0028	39.4	34 570	13 468
26	530	-1 530c	65.87	57.57	0.14	0.5329	0.4658	0.0011	33.3	34 574	14 471
28	540	-1 540c	62.96	50.2	0.03	0.5561	0.4434	0.0003	26.8	35 578	14 473
28	545	-1 544c	62.96	50.2	0.03	0.5561	0.4434	0.0003	26.8	35 578	14 473
29	550	-1 549c	61.02	46.31	0.01	0.5684	0.4314	0.0001	23.5	36 580	14 474
31	555	-1 555c	56.12	38.38	0.0	0.5938	0.4061	0.0	17.0	37 585	15 475
31	560	9 447	66.32	39.93	51.32	0.4208	0.2533	0.3257	329.3	-1 487c	17 487
31	556	1 405	68.0	50.49	14.67	0.5106	0.3791	0.1101	16.6	37 586	15 475 Rm
31	558	6 435	71.57	49.64	36.77	0.453	0.3142	0.2327	358.0	44 623	16 480
32	560	9 450	75.65	49.03	63.87	0.4012	0.26	0.3387	327.0	-1 487c	17 487
32	563	12 460	78.2	48.32	89.11	0.3626	0.2241	0.4132	298.8	-1 504c	20 504
33	566	12 465	76.16	45.96	89.11	0.3605	0.2175	0.4218	296.3	-1 507c	21 507
34	572	13 470	73.29	42.69	95.8	0.346	0.2015	0.4523	286.9	-1 520c	24 520
36	582	14 475	66.19	36.87	101.28	0.3239	0.1804	0.4956	275.6	-1 533c	26 533 Mm
44	622	16 480	39.06	23.23	108.62	0.2285	0.1359	0.6355	245.9	0 403	31 556
-1	485c	17 485	28.35	20.16	110.89	0.1778	0.1264	0.6956	235.4	11 456	32 562
-1	490c	18 490	28.4	21.8	112.5	0.1745	0.134	0.6913	233.7	11 459	32 563
-1	495c	19 495	28.42	23.65	113.62	0.1715	0.1427	0.6857	231.7	12 461	32 564 Bm
-1	500c	20 500	28.46	25.69	114.41	0.1688	0.1524	0.6786	229.6	12 463	33 565
-1	510c	22 510	28.77	30.38	115.31	0.1649	0.1741	0.6609	224.9	13 466	33 567
-1	520c	24 520	29.65	35.95	115.77	0.1634	0.1982	0.6382	219.4	13 468	34 570
-1	530c	26 530	31.41	42.42	116.0	0.1654	0.2234	0.611	213.4	14 471	34 574
-1	540c	28 540	34.32	49.79	116.1	0.1714	0.2486	0.5798	206.8	14 473	35 578
-1	544c	28 545	34.32	49.79	116.1	0.1714	0.2486	0.5798	206.8	14 473	35 578
-1	549c	29 550	36.25	53.68	116.13	0.1759	0.2605	0.5635	203.5	14 474	36 580
-1	555c	31 555	41.16	61.61	116.14	0.188	0.2814	0.5305	197.0	15 475	37 585
9	447	31 560	30.95	60.06	64.81	0.1986	0.3854	0.4159	149.2	17 487	-1 487c
380	770	86.18	88.59	102.89	0.3103	0.319	0.3705	0.0			

2-001530-L0 SS730-7N_6

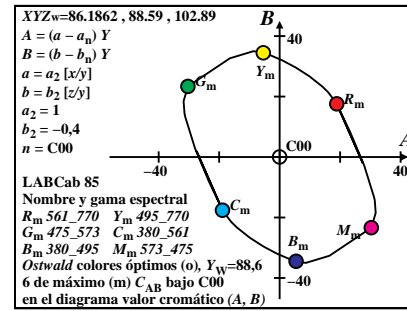
gráfico TUB-SS73; maximum C_{AB} , $Y_m=495_770$
 XYZ, xyz , h data for illuminant C00, $Y_w=100$



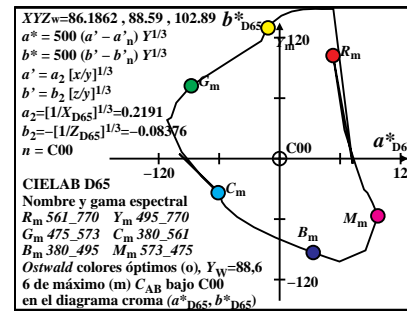
2-001530-L0 SS731-1N_6



2-001530-L0 SS731-3N_6

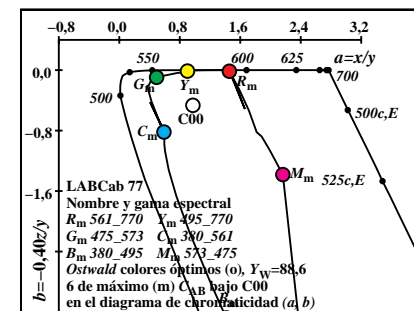


2-001530-L0 SS731-5N_6

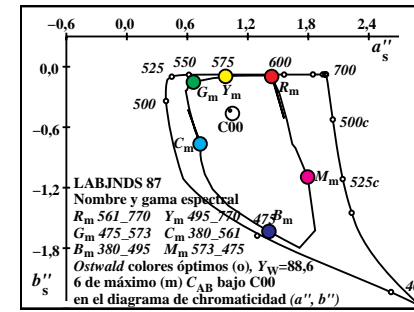


2-001530-L0 SS731-7N_6

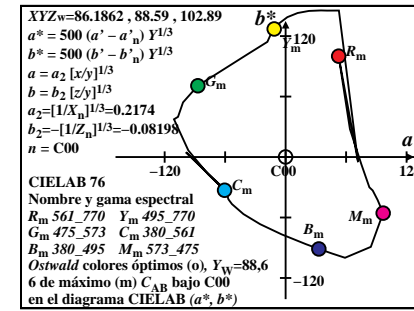
entrada: w/rgb/cmyk -> w/rgb/cmyk-
 salida: ningún cambio



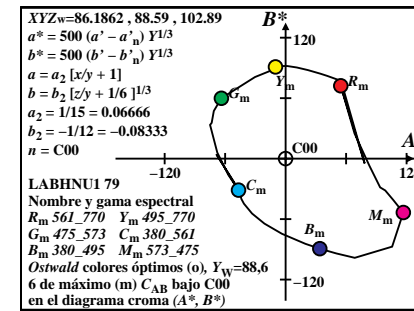
2-001530-L0 SS731-2N_6



2-001530-L0 SS731-4N_6



2-001530-L0 SS731-6N_6



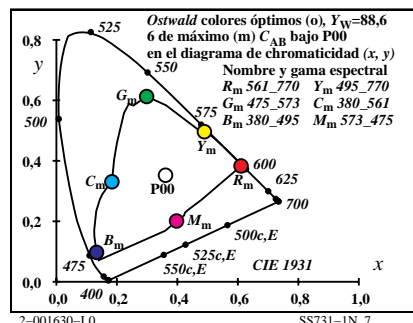
2-001530-L0 SS731-8N_6

Ostwald colores óptimos (o) de máximo (m) C_{AB} bajo P00, Y_{w,10}=88,6, Y_m=495_770

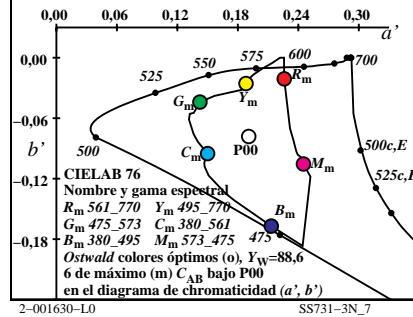
i ₁ , λ ₁	i ₂ , λ ₂	X _{88,6}	Y _{88,6}	Z _{88,6}	x	y	z	h _{xy}	i _d , λ _d	i _c , λ _c	Code
0	405	32	562	26.98	48.64	71.34	0.1836	0.3309	0.4854	186.9	15 479 38 591 Cm
7	435	32	563	23.05	48.91	48.7	0.191	0.4053	0.4035	162.7	17 485 -1 485c
9	450	32	564	21.55	49.48	36.49	0.2004	0.4601	0.3394	146.1	18 491 -1 491c
12	460	33	567	20.0	49.93	19.53	0.2235	0.558	0.2183	123.7	21 506 -1 506c
13	465	33	569	20.73	50.97	14.94	0.2392	0.5882	0.1724	117.2	22 514 -1 514c
13	470	34	572	23.45	53.65	14.94	0.2547	0.5828	0.1623	114.7	23 518 -1 518c
15	475	35	579	27.57	56.67	8.21	0.2982	0.6129	0.0888	103.5	26 534 -1 534c Gm
16	480	38	593	40.32	64.97	5.99	0.3623	0.5837	0.0538	89.6	29 547 -1 547c
17	485	-1	485c	78.71	82.48	4.35	0.4754	0.4982	0.0263	51.7	33 566 11 457
17	490	-1	489c	78.71	82.48	4.35	0.4754	0.4982	0.0263	51.7	33 566 11 457
19	495	-1	495c	78.66	79.78	2.26	0.4894	0.4964	0.014	48.2	33 567 12 461 Ym
19	500	-1	499c	78.66	79.78	2.26	0.4894	0.4964	0.014	48.2	33 567 12 461
22	510	-1	510c	78.35	73.83	0.8	0.5121	0.4826	0.0052	40.6	34 570 13 467
23	520	-1	519c	78.01	71.27	0.54	0.5206	0.4756	0.0036	37.6	34 572 13 469
26	530	-1	530c	75.76	62.09	0.13	0.549	0.4499	0.0009	27.3	35 577 14 473
28	540	-1	540c	72.97	55.01	0.03	0.57	0.4297	0.0002	20.2	36 580 15 475
28	545	-1	544c	72.97	55.01	0.03	0.57	0.4297	0.0002	20.2	36 580 15 475
29	550	-1	549c	71.13	51.31	0.01	0.5808	0.419	0.0	16.8	36 583 15 476
31	555	-1	555c	66.45	43.74	0.0	0.603	0.3969	0.0	10.3	37 587 15 478
32	560	-1	560c	63.56	39.93	0.0	0.6141	0.3858	0.0	7.4	38 590 15 479
32	562	0	405	75.38	51.35	9.9	0.5516	0.3758	0.0724	6.9	38 591 15 479 Rm
32	563	7	435	79.31	51.08	32.54	0.4867	0.3134	0.1997	342.7	-1 485c 17 485
32	564	9	450	80.82	50.51	44.75	0.4589	0.2868	0.2541	326.1	-1 491c 18 491
33	567	12	460	82.37	50.06	61.71	0.4242	0.2578	0.3178	303.8	-1 506c 21 506
33	569	13	465	81.63	49.02	66.3	0.4144	0.2488	0.3366	297.3	-1 514c 22 514
34	572	13	470	78.92	46.34	66.3	0.4119	0.2419	0.3461	294.7	-1 518c 23 518
35	579	15	475	74.79	43.32	73.04	0.3912	0.2266	0.382	283.5	-1 534c 26 534 Mm
38	593	16	480	62.05	35.02	75.25	0.36	0.2032	0.4366	269.6	-1 547c 29 547
-1	485c	17	485	23.65	17.51	76.89	0.2003	0.1483	0.6512	231.8	11 457 33 566
-1	489c	17	490	23.65	17.51	76.89	0.2003	0.1483	0.6512	231.8	11 457 33 566
-1	495c	19	495	23.7	20.21	78.99	0.1928	0.1644	0.6426	228.2	12 461 33 567 Bm
-1	499c	19	500	23.7	20.21	78.99	0.1928	0.1644	0.6426	228.2	12 461 33 567
-1	510c	22	510	24.02	26.16	80.45	0.1838	0.2002	0.6158	220.7	13 467 34 570
-1	519c	23	520	24.35	28.72	80.7	0.182	0.2147	0.6032	217.6	13 469 34 572
-1	530c	26	530	26.6	37.9	81.11	0.1826	0.2602	0.557	207.3	14 473 35 577
-1	540c	28	540	29.39	44.98	81.21	0.1889	0.289	0.5219	200.2	15 475 36 580
-1	544c	28	545	29.39	44.98	81.21	0.1889	0.289	0.5219	200.2	15 475 36 580
-1	549c	29	550	31.23	48.68	81.24	0.1938	0.302	0.5041	196.8	15 476 36 583
-1	555c	31	555	35.92	56.25	81.25	0.2071	0.3243	0.4685	190.4	15 478 37 587
-1	560c	32	560	38.8	60.06	81.25	0.2154	0.3334	0.451	187.4	15 479 38 590
380	770	90.69	88.59	71.98	0.3609	0.3525	0.2864	0.0			

2-001630-L0 SS730-7N_7

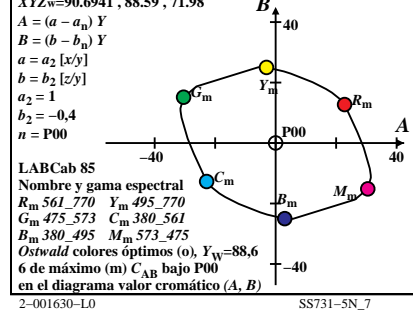
gráfico TUB-SS73; maximum C_{AB}, Y_m=495_770
 XYZ, xyz, h data for illuminant P00, Y_{w,10}=100



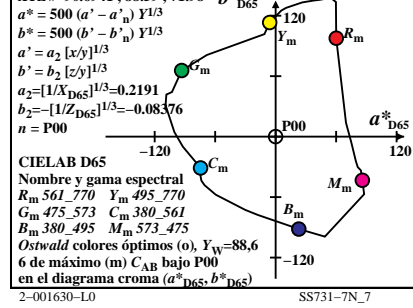
2-001630-L0 SS731-1N_7



2-001630-L0 SS731-3N_7

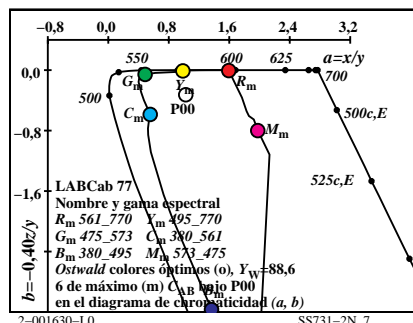


2-001630-L0 SS731-5N_7

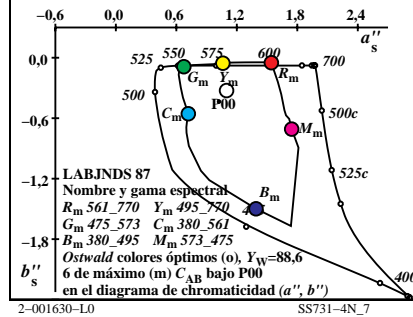


2-001630-L0 SS731-7N_7

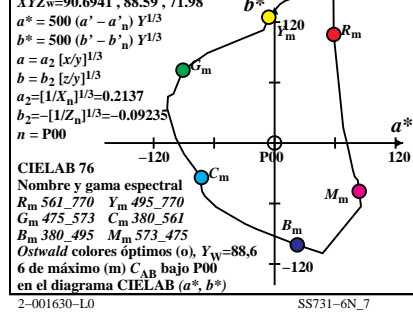
entrada: w/rgb/cmyk -> w/rgb/cmyk-
 salida: ningún cambio



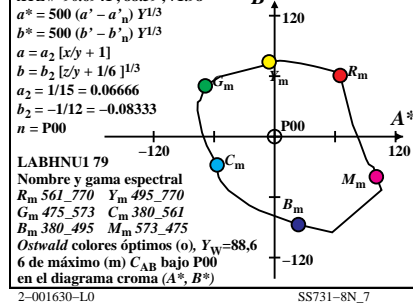
2-001630-L0 SS731-2N_7



2-001630-L0 SS731-4N_7



2-001630-L0 SS731-6N_7



2-001630-L0 SS731-8N_7

TUB matrícula: 20130201-SS73/SS73L0NP.PDF /.PS
 aplicación para la medida de display output

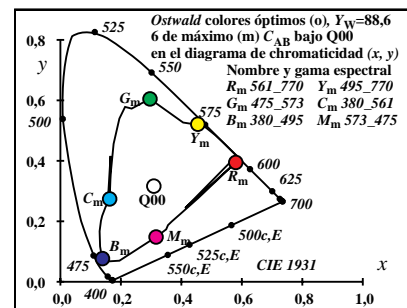
TUB material: code=rha4ta

Ostwald colores óptimos (o) de máximo (m) C_{AB} bajo Q00, $Y_w=88.6$, $Y_m=495.770$

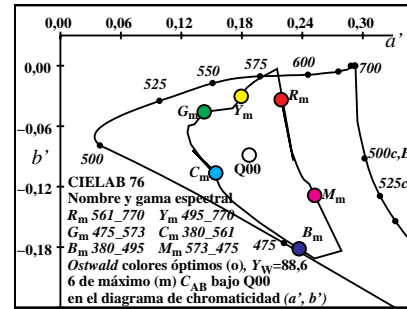
i_1, λ_1	i_2, λ_2	$X_{88.6}$	$Y_{88.6}$	$Z_{88.6}$	x	y	z	h_{xy}	i_d, λ_d	i_c, λ_c	Code
1	405	31	556	29.63	49.88	102.39	0.1628	0.2742	0.5628	196.1	15 475 37 587 Cm
7	435	31	558	23.53	50.34	67.82	0.166	0.3553	0.4786	164.7	16 482 -1 482c
10	450	32	560	19.56	50.73	40.9	0.1759	0.4562	0.3678	133.5	18 493 -1 493c
12	460	32	563	18.74	51.88	25.5	0.195	0.5396	0.2652	117.0	21 506 -1 506c
13	465	33	566	19.76	53.44	19.2	0.2138	0.5783	0.2077	109.9	23 515 -1 515c
13	470	34	572	23.64	57.44	19.2	0.2357	0.5727	0.1914	105.9	24 520 -1 520c
15	475	36	583	30.52	62.39	10.2	0.296	0.605	0.0989	92.5	27 536 -1 536c Gm
15	480	45	629	61.34	79.6	10.2	0.4058	0.5266	0.0674	65.2	31 556 2 413
17	485	-1	485c	68.63	80.21	5.23	0.4454	0.5206	0.0339	56.2	32 561 11 455
17	490	-1	489c	68.63	80.21	5.23	0.4454	0.5206	0.0339	56.2	32 561 11 455
18	495	-1	494c	68.58	78.66	3.71	0.4543	0.521	0.0246	54.6	32 562 11 458 Ym
19	500	-1	499c	68.57	76.87	2.62	0.463	0.5191	0.0177	52.7	32 563 12 460
21	510	-1	509c	68.42	72.48	1.28	0.4812	0.5097	0.009	48.2	33 566 12 464
24	520	-1	520c	67.23	63.73	0.39	0.5118	0.4851	0.0029	39.7	34 570 13 468
26	530	-1	530c	65.35	56.8	0.14	0.5343	0.4644	0.0011	33.2	34 574 14 471
27	540	-1	539c	64.02	53.11	0.07	0.5462	0.4531	0.0006	29.9	35 576 14 472
29	545	-1	545c	60.52	45.54	0.01	0.5705	0.4293	0.0001	23.3	36 581 14 474
30	550	-1	550c	58.34	41.75	0.0	0.5828	0.4171	0.0	20.1	36 583 15 475
30	555	-1	554c	58.34	41.75	0.0	0.5828	0.4171	0.0	20.1	36 583 15 475
31	560	9	447	67.0	39.61	55.74	0.4126	0.2439	0.3433	325.1	-1 488c 17 488
31	556	1	405	68.01	50.11	16.03	0.5069	0.3735	0.1194	16.0	37 587 15 475 Rm
31	558	7	435	74.11	49.65	50.6	0.425	0.2847	0.2902	344.7	-1 482c 16 482
32	560	10	450	78.08	49.26	77.51	0.3811	0.2404	0.3783	313.6	-1 493c 18 493
32	563	12	460	78.9	48.11	92.92	0.3587	0.2187	0.4224	297.0	-1 506c 21 506
33	566	13	465	77.88	46.55	99.22	0.3482	0.2081	0.4436	289.9	-1 515c 23 515
34	572	13	470	74.0	42.55	99.22	0.3429	0.1972	0.4598	285.9	-1 520c 24 520
36	583	15	475	67.12	37.6	108.22	0.3151	0.1766	0.5081	272.6	-1 536c 27 536
45	629	15	480	36.3	20.39	108.22	0.2201	0.1236	0.6561	245.2	2 413 31 556
-1	485c	17	485	29.01	19.78	113.19	0.1791	0.1221	0.6987	236.2	11 455 32 561
-1	489c	17	490	29.01	19.78	113.19	0.1791	0.1221	0.6987	236.2	11 455 32 561
-1	494c	18	495	29.06	21.33	114.7	0.176	0.1292	0.6947	234.6	11 458 32 562 Bm
-1	499c	19	500	29.07	23.12	115.79	0.173	0.1376	0.6892	232.7	12 460 32 563
-1	509c	21	510	29.22	27.51	117.13	0.168	0.1582	0.6736	228.3	12 464 33 566
-1	520c	24	520	30.41	36.26	118.03	0.1646	0.1963	0.639	219.7	13 468 34 570
-1	530c	26	530	32.29	43.19	118.28	0.1666	0.2229	0.6104	213.3	14 471 34 574
-1	539c	27	540	33.62	46.88	118.34	0.1691	0.2357	0.5951	209.9	14 472 35 576
-1	545c	29	545	37.12	54.45	118.41	0.1767	0.2593	0.5639	203.3	14 474 36 581
-1	550c	30	550	39.3	58.24	118.42	0.1819	0.2697	0.5483	200.2	15 475 36 583
-1	554c	30	555	39.3	58.24	118.42	0.1819	0.2697	0.5483	200.2	15 475 36 583
9	447	31	560	30.64	60.38	62.67	0.1993	0.3928	0.4077	145.0	17 488 -1 488c
380	770	86.5	88.59	104.91	0.3089	0.3163	0.3746	0.0			

2-001730-L0 SS730-7N_8

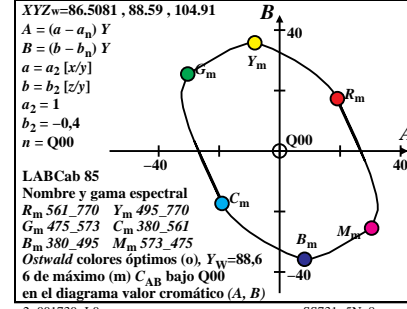
gráfico TUB-SS73; maximum C_{AB} , $Y_m=495.770$
 XYZ, xyz , h data for illuminant Q00, $Y_w=100$



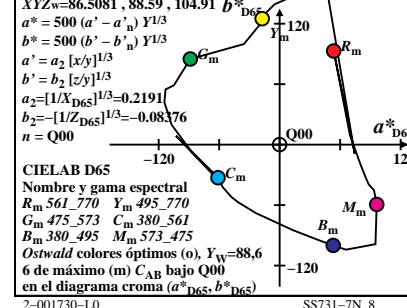
2-001730-L0 SS731-1N_8



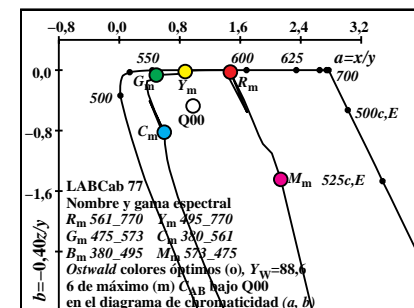
2-001730-L0 SS731-3N_8



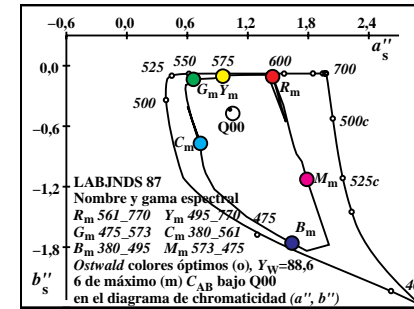
2-001730-L0 SS731-5N_8



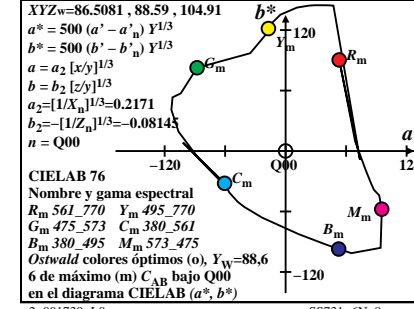
2-001730-L0 SS731-7N_8



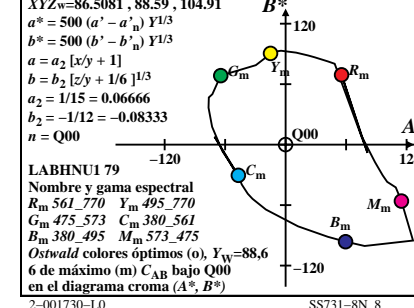
2-001730-L0 SS731-2N_8



2-001730-L0 SS731-4N_8



2-001730-L0 SS731-6N_8



2-001730-L0 SS731-8N_8

entrada: $w/rgb/cmyk \rightarrow w/rgb/cmyk$
 salida: ningún cambio

TUB matrícula: 20130201-SS73/SS73L0NP.PDF /.PS
 aplicación para la medida de display output

TUB material: code=rh4ta