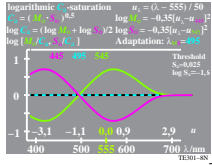
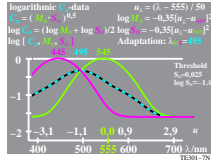
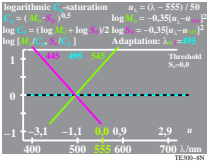
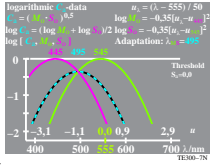
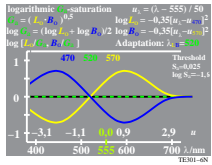
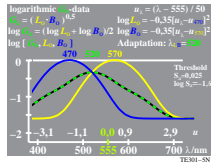
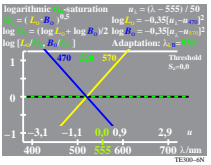
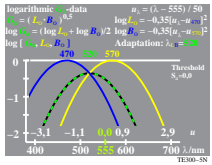
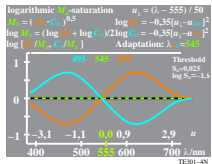
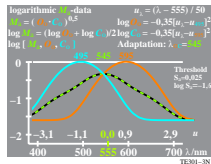
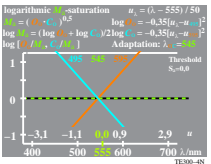
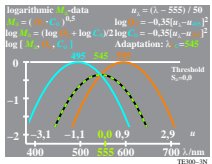
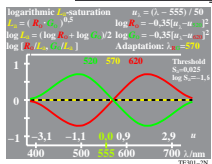
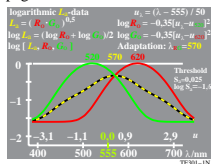
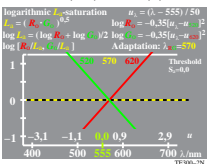
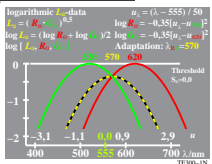


see similar files: <http://130.149.60.45/~farbmeterk/TE30/TE30LONI.TXT>  
 technical information: <http://www.ps.bam.de> or <http://130.149.60.45/~farbmeterk>



TUB-test chart TE30; colour vision and colorimetry  
 cone sensitivity and saturation for distance  $\Delta\lambda=100$

input: w/rgb/cmyk -> w/rgb/cmyk-  
 output: no change

TUB registration: 20130201-TE30/TE30LONI.TXT /PS  
 application for measurement of display output

TUB material: code=rhata