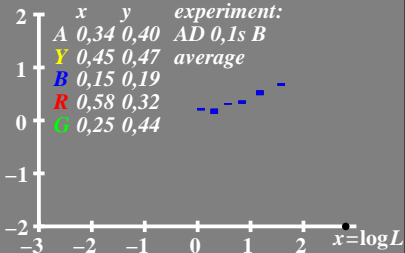
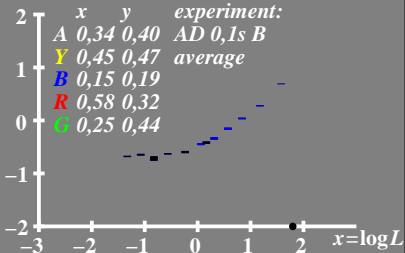


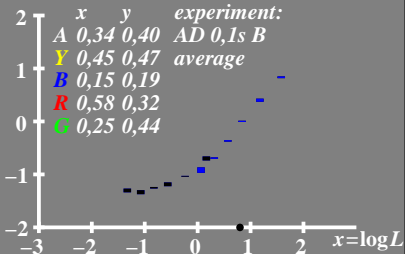
$\log \Delta L$ luminance difference threshold $\bullet L_g=630\text{cd/m}^2$



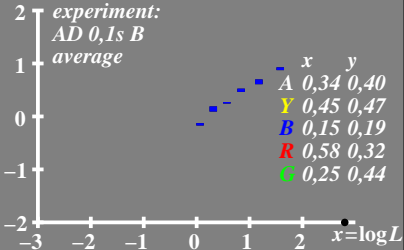
log ΔL luminance difference threshold $\bullet L_g=63\text{cd/m}^2$



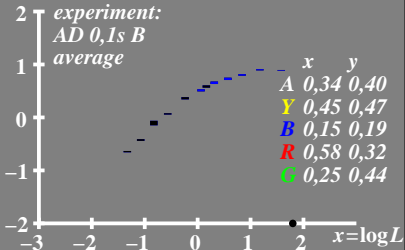
log ΔL luminance difference threshold $\bullet L_g=6,3\text{cd/m}^2$



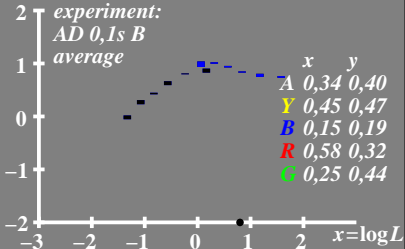
$\log L/\Delta L$ luminance contrast sensitivity threshold • $L_g=630\text{cd/m}^2$



$\log L/\Delta L$ luminance contrast sensitivity threshold • $L_g=63\text{cd/m}^2$

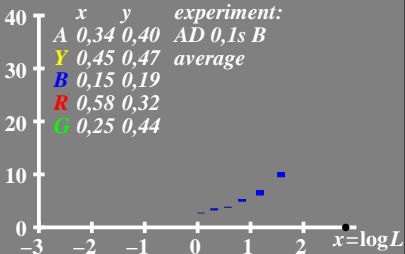


$\log L/\Delta L$ luminance contrast sensitivity threshold $\bullet L_g=6,3\text{cd/m}^2$



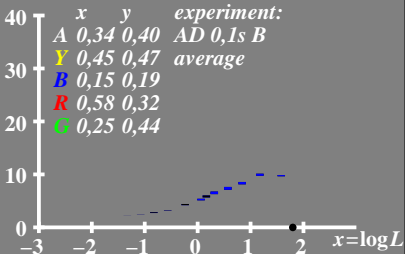
$L/\Delta L$ luminance contrast sensitivity threshold

● $L_g = 630 \text{ cd/m}^2$



$L/\Delta L$ luminance contrast sensitivity threshold

• $L_g = 63 \text{ cd/m}^2$



$L/\Delta L$ luminance contrast sensitivity threshold

● $L_g=6,3\text{cd/m}^2$

