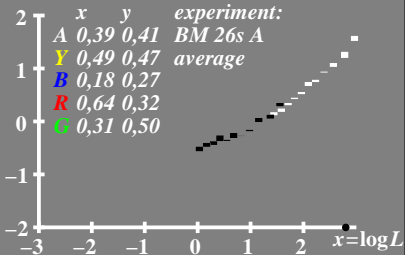
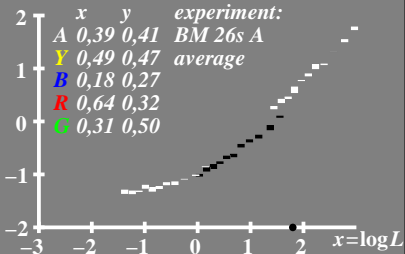


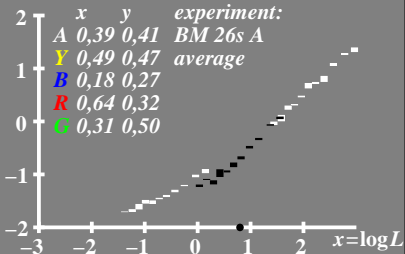
log  $\Delta L$  luminance difference threshold  $\bullet L_g=630\text{cd/m}^2$



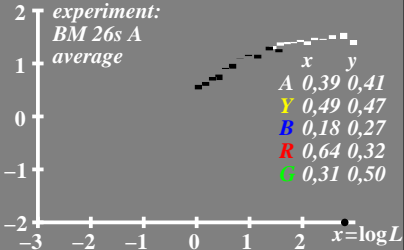
log  $\Delta L$  luminance difference threshold  $\bullet L_g=63\text{cd/m}^2$



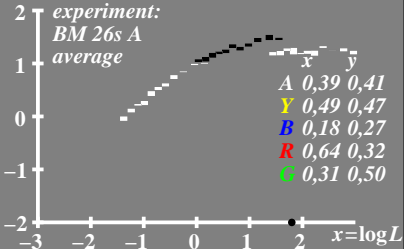
log  $\Delta L$  luminance difference threshold  $\bullet L_g=6,3\text{cd/m}^2$



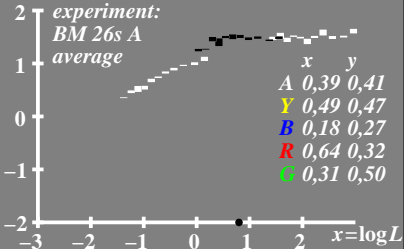
$\log L/\Delta L$  luminance contrast sensitivity threshold  $\bullet L_g=630\text{cd/m}^2$



$\log L/\Delta L$  luminance contrast sensitivity threshold  $\bullet L_g=63\text{cd/m}^2$

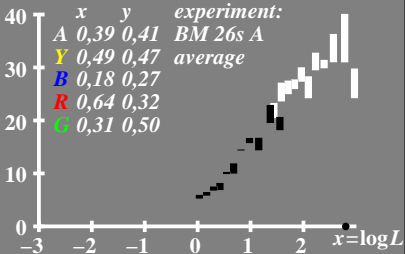


$\log L/\Delta L$  luminance contrast sensitivity threshold  $\bullet L_g=6,3\text{cd/m}^2$



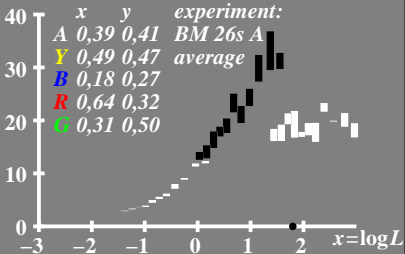
$L/\Delta L$  luminance contrast  
sensitivity threshold

●  $L_g = 630 \text{ cd/m}^2$



$L/\Delta L$  luminance contrast  
sensitivity threshold

●  $L_g = 63 \text{ cd/m}^2$





$L/\Delta L$  luminance contrast  
sensitivity threshold

●  $L_g = 6,3 \text{ cd/m}^2$

