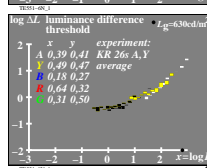
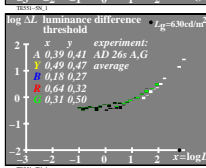
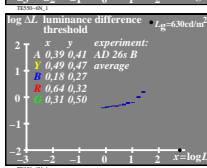
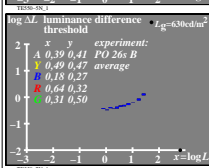
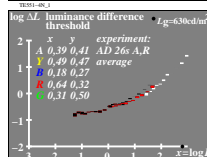
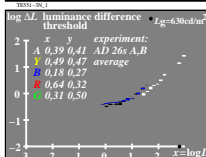
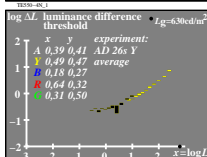
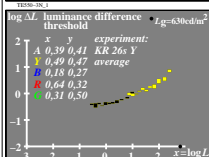
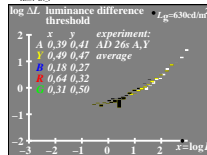
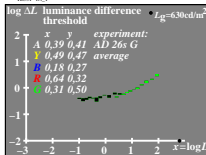
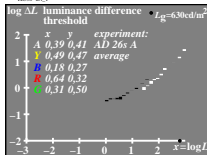
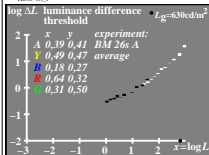
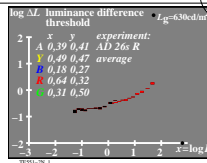
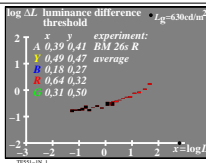
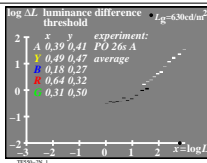
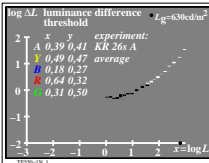


see similar files: <http://130.149.60.45/~farbmetrik/TE55/TE55LONI.TXT>
 technical information: <http://www.ps.bam.de> or <http://130.149.60.45/~farbmetrik>



TUB-test chart TE55; threshold data Avramopolos (88)
 presentation time $t_p=26s$, 4 observers, average, 630cd/m^2

input: w/rgb/cmyk \rightarrow w/rgb/cmyk
 output: no change

TUB registration: 20130201-TE55/TE55LONI.TXT /PS
 application for measurement of display output

TUB material: code=rhata