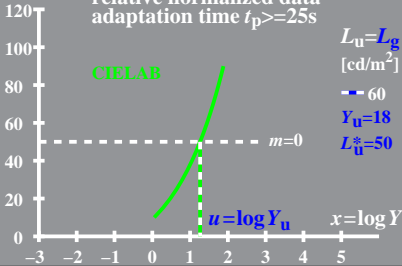


(L^*/L_u^*) CIELAB lighthness
 relative normalized data
 adaptation time $t_p \geq 25s$

CIELAB

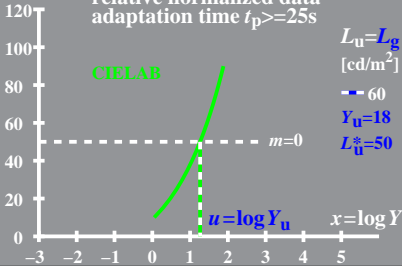
$L_u = L_g$
 [cd/m²]
 60
 $Y_u = 18$
 $L_u^* = 50$



(L^*/L_u^*) CIELAB lighthness
relative normalized data
adaptation time $t_p \geq 25s$

CIELAB

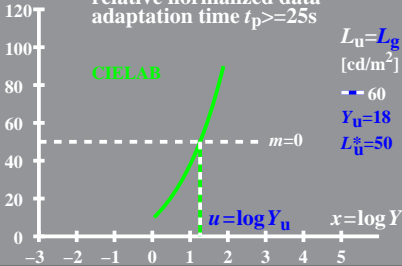
$L_u = L_g$
[cd/m²]
60
 $Y_u = 18$
 $L_u^* = 50$



(L^*/L_u^*) CIELAB lighthness
relative normalized data
adaptation time $t_p \geq 25s$

CIELAB

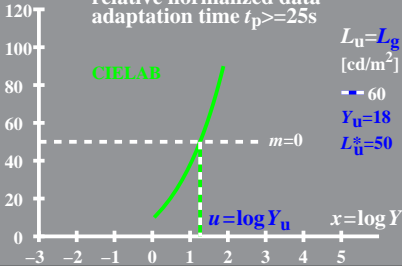
$L_u = L_g$
[cd/m²]
60
 $Y_u = 18$
 $L_u^* = 50$



(L^*/L_u^*) CIELAB lighthness
 relative normalized data
 adaptation time $t_p \geq 25s$

CIELAB

$L_u = L_g$
 [cd/m²]
 60
 $Y_u = 18$
 $L_u^* = 50$



(L^*/L_u^*) CIELAB lighthness
relative normalized data
adaptation time $t_p \geq 25s$

