

(L^*/L_u^*) CIELAB lighthness
relative normalized data
adaptation time $t_p \geq 25s$

CIELAB

$L_u = L_g$
[cd/m²]

60

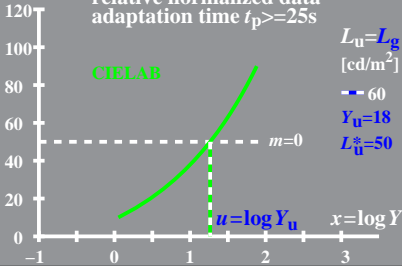
$Y_u = 18$

$L_u^* = 50$

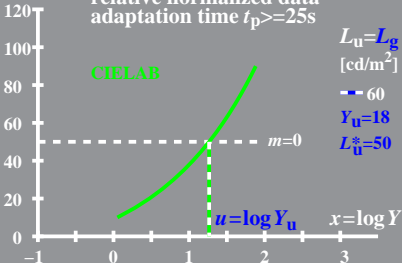
$m=0$

$u = \log Y_u$

$x = \log Y$



(L^*/L_u^*) CIELAB lighthness
relative normalized data
adaptation time $t_p \geq 25s$



(L^*/L_u^*) CIELAB lighthness
relative normalized data
adaptation time $t_p \geq 25s$

CIELAB

$L_u = L_g$
[cd/m²]

60

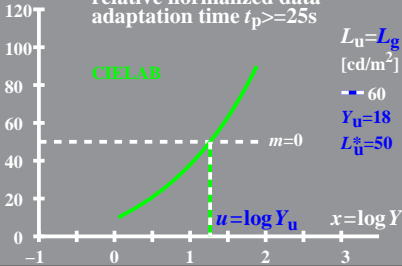
$Y_u = 18$

$L_u^* = 50$

$m=0$

$u = \log Y_u$

$x = \log Y$



(L^*/L_u^*) CIELAB lighthness
 relative normalized data
 adaptation time $t_p \geq 25s$

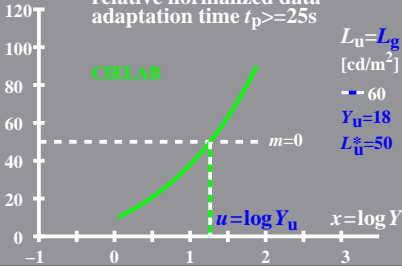
CIELAB

$L_u = L_g$
 [cd/m²]

60

$Y_u = 18$

$L_u^* = 50$



(L^*/L_u^*) CIELAB lighthness
relative normalized data
adaptation time $t_p \geq 25s$

CIELAB

$L_u = L_g$
[cd/m²]

60

$Y_u = 18$

$L_u^* = 50$

$m=0$

$u = \log Y_u$

$x = \log Y$

