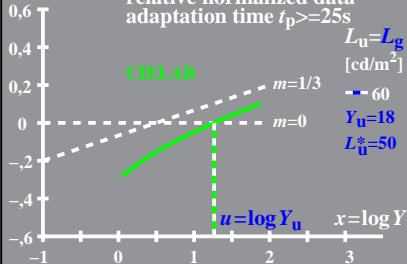
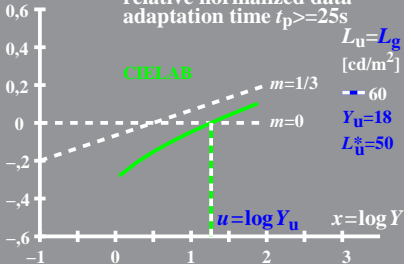


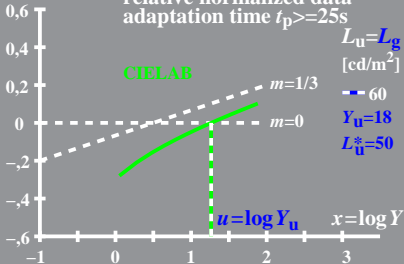
$\log(L^*/L^*_u)$ CIELAB lighthness
relative normalized data
adaptation time $t_p \geq 25s$



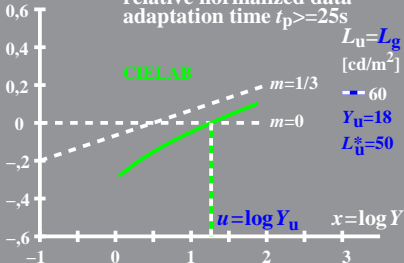
$\log(L^*/L^*_u)$ CIELAB lighthness
relative normalized data
adaptation time $t_p \geq 25s$



$\log (L^*/L^*_u)$ CIELAB lighthness
relative normalized data
adaptation time $t_p \geq 25s$



$\log (L^*/L^*_u)$ CIELAB lighthness
relative normalized data
adaptation time $t_p \geq 25s$



$\log(L^*/L^*_u)$ CIELAB lighthness
relative normalized data
adaptation time $t_p \geq 25s$

