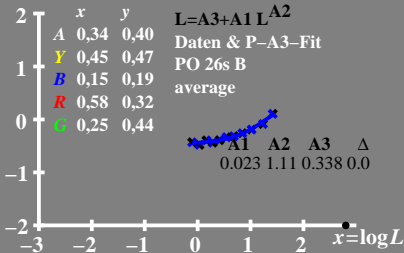
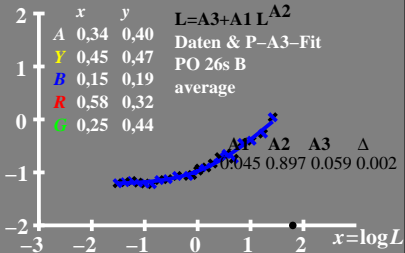


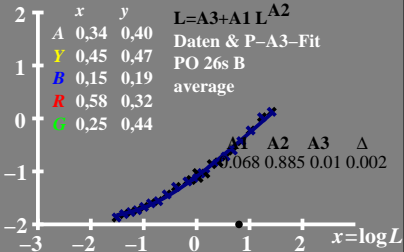
log ΔL Leuchtdichte-Differenz-
 renzschwelle • $L_g=630\text{cd/m}^2$



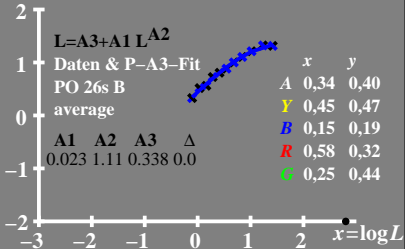
log ΔL Leuchtdichte-Differenz-
 renzschwelle • $L_g=63\text{cd/m}^2$



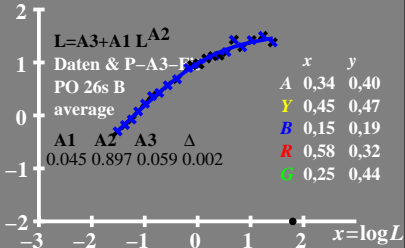
log ΔL Leuchtdichte-Differenz-
 renzschwelle • $L_g=6,3\text{cd/m}^2$



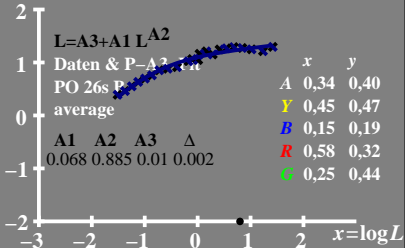
$\log L/\Delta L$ Leuchtdichte-Kontrast- $L_{\alpha}=630\text{cd/m}^2$
Empfindlichkeitsschwelle



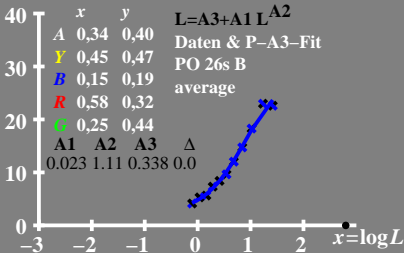
$\log L/\Delta L$ Leuchtdichte-Kontrast-
Empfindlichkeitsschwelle $L_{gr}=63\text{cd/m}^2$



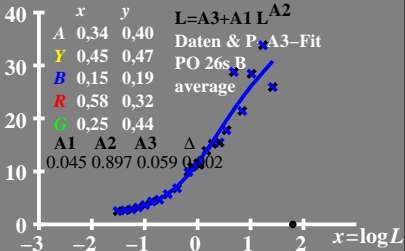
$\log L/\Delta L$ Leuchtdichte-Kontrast-
Empfindlichkeitsschwelle $L_{\alpha} = 6,3 \text{ cd/m}^2$



$L/\Delta L$ Leuchtdichte-Kontrast-
 Empfindlichkeitsschwelle $\bullet L_g=630\text{cd/m}^2$



$L/\Delta L$ Leuchtdichte-Kontrast-
Empfindlichkeitsschwelle $L_g=63\text{cd/m}^2$



$L/\Delta L$ Leuchtdichte-Kontrast-
 Empfindlichkeitsschwelle $\bullet L_g=6,3\text{cd/m}^2$

