

log ΔL Leuchtdichte-Differenz-
renzschwelle • $L_g = 6,3 \text{ cd/m}^2$

02 0,1s B 6,3 cd/m^2 ; pot3

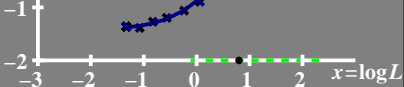
$$\Delta L = [A_1 + A_3 \cdot L]^t$$

$$A_1 = 0.07$$

$$A_2 = 1.24 = t$$

$$A_3 = 0.12$$

$$\Delta = 0.0$$



log(L/ΔL) Leuchtdichte-Kontrast-Empfindlichkeitsschwelle
 $L_g = 6,3 \text{ cd/m}^2$

02 0,1s B 6,3cd/m²; pot3

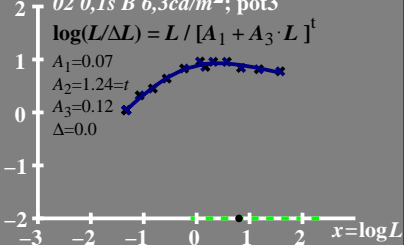
$$\log(L/\Delta L) = L / [A_1 + A_3 \cdot L]^t$$

$$A_1 = 0.07$$

$$A_2 = 1.24 = t$$

$$A_3 = 0.12$$

$$\Delta = 0.0$$



$L/\Delta L$ Leuchtdichte-Kontrast-
Empfindlichkeitsschwelle • $L_g = 6,3 \text{ cd/m}^2$

02 0,1s B 6,3cd/m²; pot3

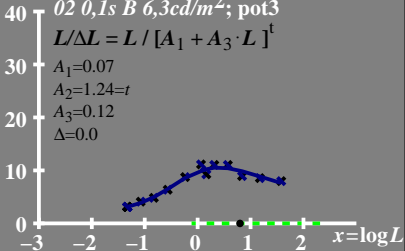
$$L/\Delta L = L / [A_1 + A_3 \cdot L]^t$$

$$A_1 = 0.07$$

$$A_2 = 1.24 = t$$

$$A_3 = 0.12$$

$$\Delta = 0.0$$



T^* Leuchtdichte-Differenz-
renzschwellsomme

• $L_g = 6,3 \text{ cd/m}^2$

80 $02 0,1s B 6,3 \text{ cd/m}^2; \text{pot}3$

$$T^* = [A_1 + A \cdot L]^t - 1$$

60 $A_1 = 0.07$

$A_2 = 1.24 = t$

40 $A_3 = 0.12$

$\Delta = 0.0$

20

0

-3 -2 -1 0 1 2 $x = \log L$