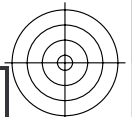
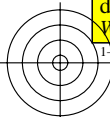
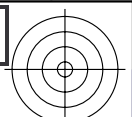
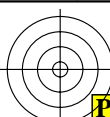


Performance f_{STRESS} for Small Colour Difference data (SCD)

data set Name	Calculations with data for grey backgrounds (chromaticity near D65)					Performance f_{STRESS} calculated by formula				
	Pairs	Colour difference ΔE^*_{ab} range	min	max	mean	CIELAB ΔE^*_{ab}	CMC ΔE^*_{CM}	CIE94 ΔE^*_{94}	CIEDE2000 ΔE^*_{00}	LABJND ΔE^*_{85}
WA_S0418	418	0,0 to <99,0	0,12	10,62	1,86	51,7	35,0	31,7	30,1	55,1
RA_S0312	312	0,0 to <99,0	0,77	4,40	1,43	33,4	27,3	20,2	19,5	38,3
LA_S0307	307	0,0 to <99,0	0,39	4,73	1,63	40,1	24,8	30,5	19,2	45,1
BA_S2776	2776	0,0 to <99,0	0,03	18,20	3,00	42,4	30,6	33,7	29,5	52,9
SA_S0446	446	0,0 to <99,0	0,17	7,96	3,03	42,1	31,7	28,7	29,3	45,8
WA_S0418	400	0,0 to <5,0	0,12	4,94	1,67	50,6	35,9	32,4	30,7	55,9
RA_S0312	312	0,0 to <5,0	0,77	4,40	1,43	33,4	27,3	20,2	19,5	38,3
LA_S0307	307	0,0 to <5,0	0,39	4,73	1,63	40,1	24,8	30,5	19,2	45,1
BA_S2776	2325	0,0 to <5,0	0,03	4,99	2,14	40,0	28,7	33,3	27,7	55,0
SA_S0446	385	0,0 to <5,0	0,17	4,96	2,57	38,9	32,1	28,6	28,2	47,2
WA_S0418	18	5,0 to <99,0	5,03	10,62	6,15	21,8	24,0	23,2	22,1	47,4
RA_S0312	0	5,0 to <99,0								
LA_S0307	0	5,0 to <99,0								
BA_S2776	451	5,0 to <99,0	5,00	18,20	7,43	37,4	30,6	31,8	29,8	49,4
SA_S0446	61	5,0 to <99,0	5,00	7,96	5,93	33,2	20,0	16,7	17,4	36,7
WA_S0418	17	5,0 to <10,0	5,03	8,74	5,89	21,8	25,2	24,5	23,1	49,3
RA_S0312	0	5,0 to <10,0								
LA_S0307	0	5,0 to <10,0								
BA_S2776	389	5,0 to <10,0	5,00	9,91	6,65	35,4	29,8	32,4	28,9	51,1
SA_S0446	61	5,0 to <10,0	5,00	7,96	5,93	33,2	20,0	16,7	17,4	36,7
WA_S0418	1	10,0 to <15,0	10,62	10,62	10,62	0,1	0,1	0,1	0,1	0,1
RA_S0312	0	10,0 to <15,0								
LA_S0307	0	10,0 to <15,0								
BA_S2776	53	10,0 to <15,0	10,05	14,69	11,64	31,7	25,0	22,4	25,0	42,3
SA_S0446	0	10,0 to <15,0								
WA_S0418	0	15,0 to <20,0								
RA_S0312	0	15,0 to <20,0								
LA_S0307	0	15,0 to <20,0								
BA_S2776	9	15,0 to <20,0	15,11	18,20	16,53	22,8	34,3	33,6	33,1	37,1
SA_S0446	0	15,0 to <20,0								
WA_S0418	0	20,0 to <99,0								
RA_S0312	0	20,0 to <99,0								
LA_S0307	0	20,0 to <99,0								
BA_S2776	0	20,0 to <99,0								
SA_S0446	0	20,0 to <99,0								

data sets:
 WA_S0418, RA_S0312, LA_S0307, BA_S2776, SA_S0446



Performance f_{STRESS} for Small Colour Difference data (SCD)

data set Name	Calculations with data for grey backgrounds (chromaticity near D65) Pairs	Colour difference ΔE^*_{00}			Performance f_{STRESS} calculated by formula					
		range	min	max	mean	CIELAB ΔE^*_{ab}	CMC ΔE^*_{CM}	CIE94 ΔE^*_{94}	CIEDE2000 ΔE^*_{00}	LABJND ΔE^*_{85}
WA_S0418	418	0,0 to <99,0	0,12	10,62	1,86	51,7	35,0	31,7	30,1	55,1
RA_S0312	312	0,0 to <99,0	0,77	4,40	1,43	33,4	27,3	20,2	19,5	38,3
LA_S0307	307	0,0 to <99,0	0,39	4,73	1,63	40,1	24,8	30,5	19,2	45,1
BA_S2776	2776	0,0 to <99,0	0,03	18,20	3,00	42,4	30,6	33,7	29,5	52,9
SA_S0446	446	0,0 to <99,0	0,17	7,96	3,03	42,1	31,7	28,7	29,3	45,8
WA_S0418	418	0,0 to <5,0	0,12	10,62	1,86	51,7	35,0	31,7	30,1	55,1
RA_S0312	312	0,0 to <5,0	0,77	4,40	1,43	33,4	27,3	20,2	19,5	38,3
LA_S0307	307	0,0 to <5,0	0,39	4,73	1,63	40,1	24,8	30,5	19,2	45,1
BA_S2776	2709	0,0 to <5,0	0,03	16,07	2,82	42,9	29,3	32,9	27,7	53,1
SA_S0446	443	0,0 to <5,0	0,17	7,96	3,01	42,4	31,7	29,0	28,8	46,0
WA_S0418	0	5,0 to <99,0								
RA_S0312	0	5,0 to <99,0								
LA_S0307	0	5,0 to <99,0								
BA_S2776	67	5,0 to <99,0	3,60	18,20	10,29	35,5	29,5	27,4	28,3	44,5
SA_S0446	3	5,0 to <99,0	5,35	7,13	6,19	21,3	11,7	9,1	6,1	21,5
WA_S0418	0	5,0 to <10,0								
RA_S0312	0	5,0 to <10,0								
LA_S0307	0	5,0 to <10,0								
BA_S2776	66	5,0 to <10,0	3,60	18,15	10,17	34,2	27,5	25,9	26,7	44,7
SA_S0446	3	5,0 to <10,0	5,35	7,13	6,19	21,3	11,7	9,1	6,1	21,5
WA_S0418	0	10,0 to <15,0								
RA_S0312	0	10,0 to <15,0								
LA_S0307	0	10,0 to <15,0								
BA_S2776	1	10,0 to <15,0	18,20	18,20	18,20	0,1	0,1	0,1	0,1	0,1
SA_S0446	0	10,0 to <15,0								
WA_S0418	0	15,0 to <20,0								
RA_S0312	0	15,0 to <20,0								
LA_S0307	0	15,0 to <20,0								
BA_S2776	0	15,0 to <20,0								
SA_S0446	0	15,0 to <20,0								
WA_S0418	0	20,0 to <99,0								
RA_S0312	0	20,0 to <99,0								
LA_S0307	0	20,0 to <99,0								
BA_S2776	0	20,0 to <99,0								
SA_S0446	0	20,0 to <99,0								

data sets:
 WA_S0418, RA_S0312, LA_S0307, BA_S2776, SA_S0446

see similar files: <http://130.149.60.45/~farbmetrik/YE18/YE18L0NP.PDF> / .PS
 technical information: <http://www.ps.bam.de> or <http://130.149.60.45/~farbmetrik>

TUB registration: 20140801-YE18/YE18L0NP.PDF /.PS
 application for measurement of display or printer output, no separation
 TUB material: code=rh4ta

Performance f_{STRESS} for Small Colour Difference data (SCD)

data set Name	Pairs	Calculations with data for grey backgrounds (chromaticity near D65)			Performance f_{STRESS} calculated by formula					
		Colour difference range	ΔE^*_{85} min	ΔE^*_{85} max	ΔE^*_{85} mean	CIELAB ΔE^*_{ab}	CMC ΔE^*_{CM}	CIE94 ΔE^*_{94}	CIEDE2000 ΔE^*_{00}	LABJND ΔE^*_{85}
WA_S0418	418	0,0 to <99,0	0,12	10,62	1,86	51,7	35,0	31,7	30,1	55,1
RA_S0312	312	0,0 to <99,0	0,77	4,40	1,43	33,4	27,3	20,2	19,5	38,3
LA_S0307	307	0,0 to <99,0	0,39	4,73	1,63	40,1	24,8	30,5	19,2	45,1
BA_S2776	2776	0,0 to <99,0	0,03	18,20	3,00	42,4	30,6	33,7	29,5	52,9
SA_S0446	446	0,0 to <99,0	0,17	7,96	3,03	42,1	31,7	28,7	29,3	45,8
WA_S0418	189	0,0 to <5,0	0,12	4,39	1,11	54,9	34,8	33,7	32,2	53,4
RA_S0312	87	0,0 to <5,0	0,77	4,40	1,56	36,1	18,7	13,2	16,0	23,7
LA_S0307	86	0,0 to <5,0	0,39	2,50	1,39	44,8	22,9	24,9	20,6	30,6
BA_S2776	851	0,0 to <5,0	0,03	6,06	1,09	51,7	31,2	30,2	28,2	48,2
SA_S0446	90	0,0 to <5,0	0,17	5,15	1,44	56,2	43,9	37,5	38,1	35,7
WA_S0418	229	5,0 to <99,0	0,59	10,62	2,48	49,3	34,0	28,3	28,8	49,3
RA_S0312	225	5,0 to <99,0	0,77	3,64	1,38	31,2	29,7	20,6	20,7	26,0
LA_S0307	221	5,0 to <99,0	0,52	4,73	1,72	38,5	24,8	29,2	18,6	35,5
BA_S2776	1925	5,0 to <99,0	0,55	18,20	3,84	41,6	30,2	33,2	29,3	51,5
SA_S0446	356	5,0 to <99,0	0,65	7,96	3,43	39,2	28,2	24,4	25,8	42,5
WA_S0418	133	5,0 to <10,0	0,59	6,68	2,31	50,0	31,8	28,1	30,4	43,6
RA_S0312	171	5,0 to <10,0	0,77	3,64	1,33	29,5	29,0	19,0	20,3	17,9
LA_S0307	94	5,0 to <10,0	0,52	3,67	1,49	46,3	23,3	23,7	19,6	32,3
BA_S2776	799	5,0 to <10,0	0,55	12,92	2,66	44,5	28,1	25,7	22,5	41,8
SA_S0446	173	5,0 to <10,0	0,65	7,27	2,97	44,7	33,5	25,9	27,9	29,6
WA_S0418	70	10,0 to <15,0	1,08	10,62	2,50	48,3	33,8	25,9	25,0	42,1
RA_S0312	50	10,0 to <15,0	0,93	2,88	1,49	28,6	25,8	16,6	21,6	6,8
LA_S0307	68	10,0 to <15,0	0,92	2,94	1,60	34,7	20,8	28,3	17,4	21,3
BA_S2776	392	10,0 to <15,0	0,93	14,40	3,88	40,0	27,8	26,3	24,2	43,2
SA_S0446	111	10,0 to <15,0	1,45	7,94	3,37	42,4	26,1	22,0	23,8	34,3
WA_S0418	16	15,0 to <20,0	1,84	7,51	3,27	51,3	43,2	30,1	34,2	41,5
RA_S0312	4	15,0 to <20,0	1,74	3,22	2,48	28,5	10,8	13,1	9,4	3,3
LA_S0307	42	15,0 to <20,0	1,34	3,67	1,98	30,5	21,8	20,4	14,1	16,8
BA_S2776	225	15,0 to <20,0	1,45	13,66	4,00	41,8	26,5	26,2	23,9	46,2
SA_S0446	43	15,0 to <20,0	1,63	7,13	4,00	23,9	27,1	19,0	24,3	33,5
WA_S0418	10	20,0 to <99,0	2,12	5,67	3,34	45,3	33,0	16,3	19,8	30,0
RA_S0312	0	20,0 to <99,0								
LA_S0307	17	20,0 to <99,0	1,89	4,73	2,77	32,2	19,7	21,1	14,0	13,0
BA_S2776	509	20,0 to <99,0	2,00	18,20	5,60	40,4	31,1	32,9	32,4	38,9
SA_S0446	29	20,0 to <99,0	2,69	7,96	5,58	19,3	12,2	13,2	14,4	30,8

data sets:
 WA_S0418, RA_S0312, LA_S0307, BA_S2776, SA_S0446

see similar files: <http://130.149.60.45/~farbmetrik/YE18/YE18L0NP.PDF>
 technical information: <http://www.ps.bam.de> or <http://130.149.60.45/~farbmetrik>