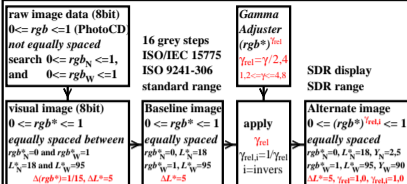


**Dynamic range conversion of images with equally spaced  $rgb^*$  data**  
Equally spaced visual output and lightness  $L^*$  output with *GammaAdjuster*



Determine visually the value of  $\gamma_{rel}$  in the range  $0.5 \leq \gamma_{rel} \leq 2$  with the following two test charts.

Links to 16 test-chart pages according to ISO 9241-306 with  $0.5 \leq \gamma_{rel} \leq 2$ .

<https://standards.iso.org/iso/9241/306/ed-2/AE18/AE18FOPX.PDF>, flower motif with  $0.5 \leq \gamma_{rel} < 1$ .

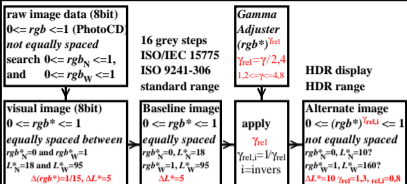
<https://standards.iso.org/iso/9241/306/ed-2/AE18/AE18FONX.PDF>, flower motif with  $1 < \gamma_{rel} \leq 2$ .

and similar for the ISO series AE49, AE09, AE28 instead of AE18, see

<https://standards.iso.org/iso/9241/306/ed-2/index.html>.

ecc01-1a

**Dynamic range conversion of images with equally spaced  $rgb^*$  data**  
Equally spaced visual output and lightness  $L^*$  output with *GammaAdjuster*



Determine visually the value of  $\gamma_{rel}$  in the range  $0.5 \leq \gamma_{rel} \leq 2$  with the following two test charts.

Links to 16 test-chart pages according to ISO 9241-306 with  $0.5 \leq \gamma_{rel} \leq 2$ .

<https://standards.iso.org/iso/9241/306/ed-2/AE18/AE18FOPX.PDF>, flower motif with  $0.5 \leq \gamma_{rel} < 1$ .

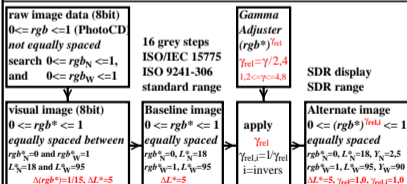
<https://standards.iso.org/iso/9241/306/ed-2/AE18/AE18FONX.PDF>, flower motif with  $1 < \gamma_{rel} \leq 2$ .

and similar for the ISO series AE49, AE09, AE28 instead of AE18, see

<https://standards.iso.org/iso/9241/306/ed-2/index.html>.

ecc01-2a

**Visual definition of  $\gamma_{rel}$  by test-chart output on display**  
according to ISO 9241-306 with 16 values  $0.5 \leq \gamma_{rel} \leq 2$



Determine visually the value of  $\gamma_{rel}$  in the range  $0.5 \leq \gamma_{rel} \leq 2$  with the following two test charts.

Links to one test-chart page according to ISO 9241-306 with  $0.5 \leq \gamma_{rel} \leq 2$ :

<http://farbe.li.tu-berlin.de/ecc4/ecc40np.pdf>, 1080 colors including 729(9x9x9) colors.

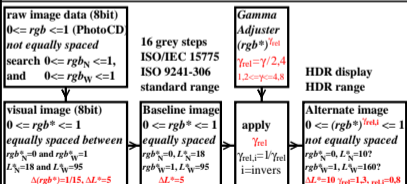
<http://farbe.li.tu-berlin.de/ecc6/ecc60np.pdf>, flower motif, slide film, +0.5 stops.

<http://farbe.li.tu-berlin.de/ecc7/ecc70np.pdf>, flower motif, negative film, +2 stops.

see for papers: <https://farbe.li.tu-berlin.de/XY91FEN.html>.

ecc01-3a

**Visual definition of  $\gamma_{rel}$  by test-chart output on display**  
according to ISO 9241-306 with 16 values  $0.5 \leq \gamma_{rel} \leq 2$



Determine visually the value of  $\gamma_{rel}$  in the range  $0.5 \leq \gamma_{rel} \leq 2$  with the following two test charts.

Links to one test-chart page according to ISO 9241-306 with  $0.5 \leq \gamma_{rel} \leq 2$ :

<http://farbe.li.tu-berlin.de/ecc4/ecc40np.pdf>, 1080 colors including 729(9x9x9) colors.

<http://farbe.li.tu-berlin.de/ecc6/ecc60np.pdf>, flower motif, slide film, +0.5 stops.

<http://farbe.li.tu-berlin.de/ecc7/ecc70np.pdf>, flower motif, negative film, +2 stops.

see for papers: <https://farbe.li.tu-berlin.de/XY91FEN.html>.

ecc01-4a

ecc01-3n