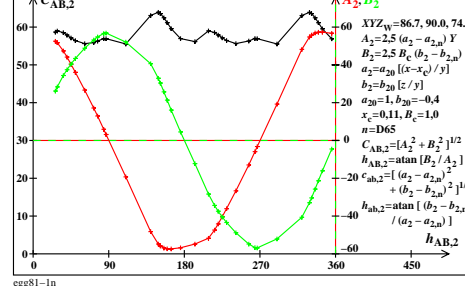


CIEXYZ- und TUBJND-Daten von Ostwald-Farben für CIE-Lichtart D50 mit $x_c=0,11$ und $B_c=1,0$

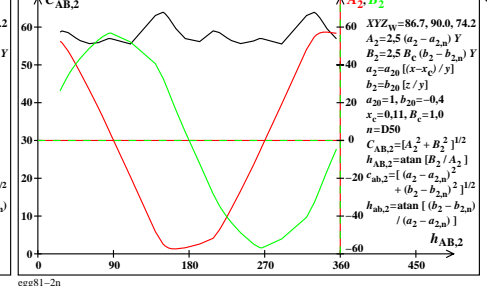
n	X	Y	Z	x	y	h_{xy}	colour	A_2	B_2	$h_{ab,2}$	$c_{ab,2}$	$C_{ab,2}$
01	60.44	41.54	8.1	0.5489	0.3773	-354.8		52.52	26.15	26.4	0.565	58.67
02	56.05	37.66	2.71	0.5812	0.3905	-352.3		51.7	28.35	28.7	0.6263	58.96
03	60.45	45.01	2.74	0.5586	0.4159	15.0	R _m	47.39	34.37	35.9	0.5202	58.54
04	62.23	48.77	2.77	0.5468	0.4286	19.1		44.12	37.44	40.3	0.4746	57.87
05	63.73	52.49	2.81	0.5353	0.4409	23.4		40.3	40.48	45.1	0.4353	57.12
06	64.94	56.11	2.88	0.524	0.4527	27.8		36.05	43.4	50.2	0.4022	56.42
07	66.65	62.96	3.11	0.5021	0.4743	36.4		26.63	48.82	61.3	0.3533	55.61
08	67.48	68.78	3.54	0.4826	0.492	44.2		17.17	53.19	72.1	0.325	55.89
09	67.65	71.15	3.88	0.4741	0.4986	47.4	Y _m	12.94	54.8	76.7	0.3165	56.31
10	67.73	74.76	5.02	0.4591	0.5067	52.5		5.88	56.64	84.0	0.3047	56.95
11	67.75	76.06	5.88	0.4525	0.508	54.4		3.16	56.85	86.8	0.2994	56.93
12	53.95	71.6	6.98	0.407	0.5402	71.3	max	-19.27	52.08	110.3	0.3102	55.53
13	30.59	59.41	8.37	0.3109	0.6039	98.0		-48.23	40.62	139.8	0.4246	63.06
14	24.67	55.34	12.71	0.266	0.5968	108.4		-54.79	32.93	148.9	0.462	63.92
15	21.53	52.24	12.71	0.2489	0.6039	111.4	G _m	-55.82	30.38	151.4	0.4866	63.56
16	19.94	50.5	15.93	0.2308	0.5845	116.9		-56.91	25.72	155.6	0.4947	62.45
17	19.81	50.0	19.91	0.2208	0.5572	122.1		-57.32	21.33	159.5	0.4893	61.16
18	19.83	49.37	24.66	0.2113	0.5259	128.7		-57.37	16.06	164.3	0.4827	59.57
19	20.93	48.75	35.68	0.1986	0.4625	144.6		-56.77	4.5	175.4	0.4673	56.95
20	23.41	48.25	52.04	0.1892	0.3899	168.6		-54.8	-12.25	192.5	0.4655	56.16
21	30.72	52.33	71.51	0.1987	0.3385	187.7	C _m	-51.72	-28.36	208.7	0.4509	58.99
22	26.32	44.98	71.49	0.1843	0.315	195.0		-47.4	-34.38	215.9	0.5207	58.56
23	24.54	41.22	71.47	0.1788	0.3004	199.2		-44.14	-37.44	220.3	0.5617	57.89
24	23.04	37.5	71.42	0.1746	0.2841	203.5		-40.31	-40.5	225.1	0.6096	57.15
25	21.82	33.88	71.36	0.1717	0.2666	207.8		-36.08	-43.4	230.2	0.6664	56.44
26	20.12	27.03	71.12	0.1701	0.2285	216.5		-26.65	-48.83	241.3	0.8232	55.63
27	19.29	21.21	70.69	0.1735	0.1907	224.2	B _m	-17.2	-53.2	252.0	1.0545	55.91
28	19.12	18.84	70.36	0.1764	0.1738	227.5		-12.95	-54.81	256.7	1.1957	56.32
29	19.04	15.23	69.22	0.1839	0.1471	232.5		-5.9	-56.67	264.0	1.4966	56.98
30	19.02	13.93	68.36	0.1877	0.1375	234.4		-3.21	-56.84	266.7	1.635	56.93
31	32.82	18.39	67.26	0.277	0.1552	251.3	min	19.24	-52.09	290.2	1.2079	55.53
32	56.18	30.58	65.87	0.368	0.2002	278.0		48.2	-40.65	319.8	0.8248	63.05
33	62.1	34.65	61.52	0.3923	0.2189	288.5		54.75	-32.94	328.9	0.7377	63.9
34	65.25	37.75	61.53	0.3965	0.2294	291.5	M _m	55.81	-30.38	331.4	0.6733	63.55
35	66.83	39.49	58.3	0.4059	0.2398	296.1		56.91	-25.73	335.6	0.6326	62.45
36	66.96	39.99	54.33	0.4151	0.2479	302.9		57.31	-21.34	339.5	0.6117	61.15
37	66.94	40.62	49.58	0.4259	0.2585	308.7		57.33	-16.07	344.3	0.5863	59.54
38	65.83	41.24	38.54	0.452	0.2832	324.7		56.71	-4.51	355.4	0.5518	56.89
39	63.36	41.74	22.19	0.4977	0.3279	348.6		54.77	12.24	12.5	0.5378	56.12
40	60.44	41.54	8.1	0.5489	0.3773	725.2		52.52	26.15	26.4	0.565	58.67
41	56.05	37.66	2.71	0.5812	0.3905	727.7		51.7	28.35	28.7	0.6263	58.96
42	3.47	3.6	2.96	0.3457	0.3585	0.0		0.0	0.0	0.0	0.0	0.0
43	86.78	90.0	74.24	0.3457	0.3585	0.0		0.0	0.0	0.0	0.0	0.0

TUB-Prüfvorlage egg8; CIEXYZ- und TUBJND-Daten des Bunttonkreises der Ostwald-Farben für CIE-Normlichtart D50 mit $x_c = 0,11$ und $B_c = 1,0$, Bunttonwinkeldifferenz $\Delta h_{ab,2}$ variable

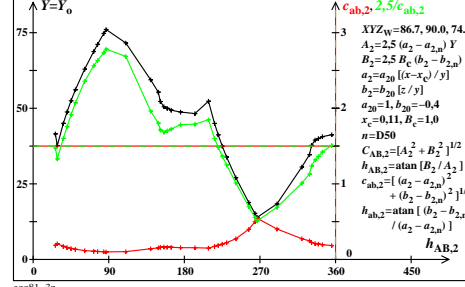
TUBJND-Daten von Ostwald-Farben, Lichtart D50 mit $x_c=0,11, B_c=1,0$



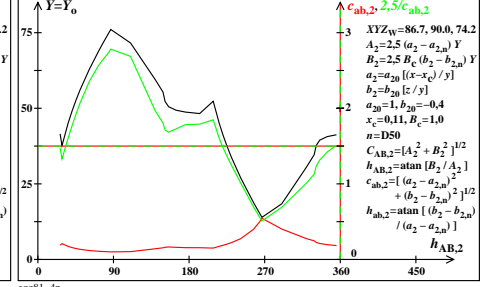
TUBJND-Daten von Ostwald-Farben, Lichtart D50 mit $x_c=0,11, B_c=1,0$



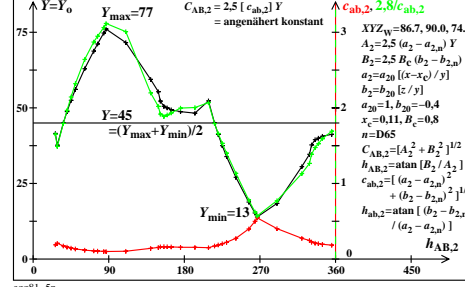
TUBJND-Daten von Ostwald-Farben, Lichtart D50 mit $x_c=0,11, B_c=1,0$



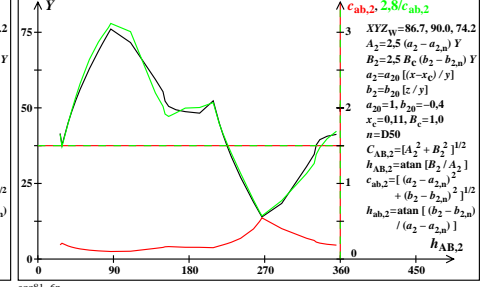
TUBJND-Daten von Ostwald-Farben, Lichtart D50 mit $x_c=0,11, B_c=1,0$



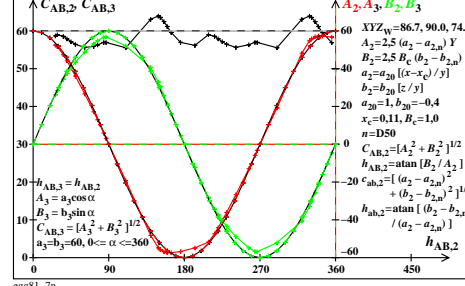
TUBJND-Daten von Ostwald-Farben, Lichtart D50 mit $x_c=0,11, B_c=1,0$



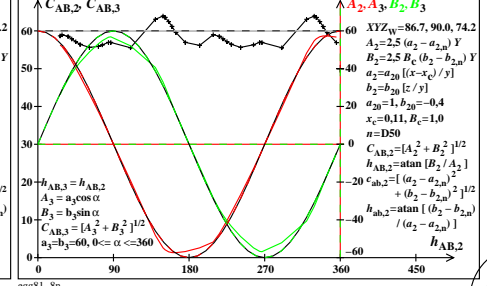
TUBJND-Daten von Ostwald-Farben, Lichtart D50 mit $x_c=0,11, B_c=1,0$



TUBJND-Daten von Ostwald-Farben, Lichtart D50 mit $x_c=0,11, B_c=1,0$



TUBJND-Daten von Ostwald-Farben, Lichtart D50 mit $x_c=0,11, B_c=1,0$



Technische Information: <http://farbe.li.tu-berlin.de> oder <http://color.li.tu-berlin.de>
 Siehe ähnliche Dateien der ganzen Serie: <http://farbe.li.tu-berlin.de/eggs.htm>

TUB-Registrierung: 20230701-egg8/egg810np.pdf / .ps
 Anwendung für Beurteilung und Messung von Display- oder Druck-Ausgabe
 TUB-Material: Code=rhata4