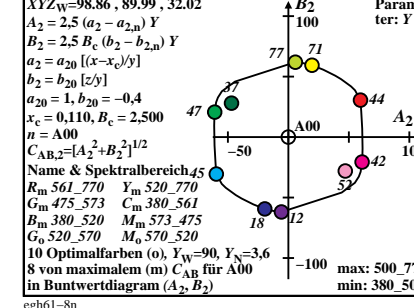
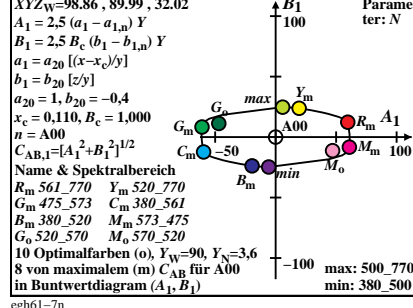
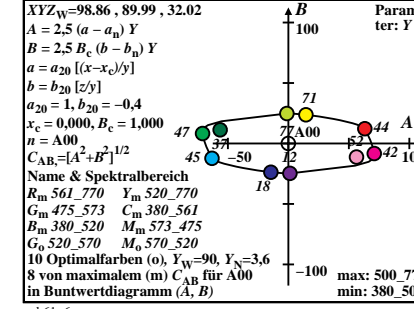
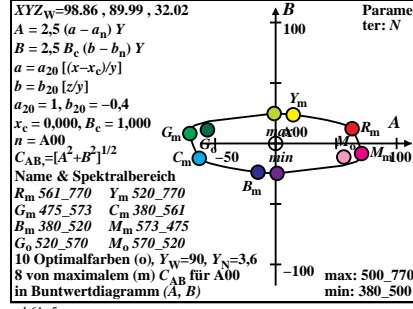
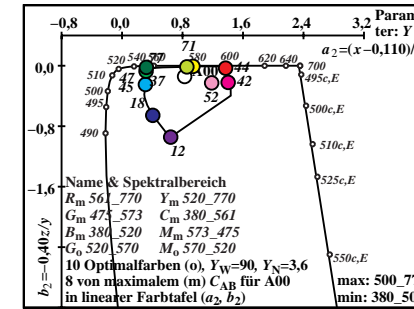
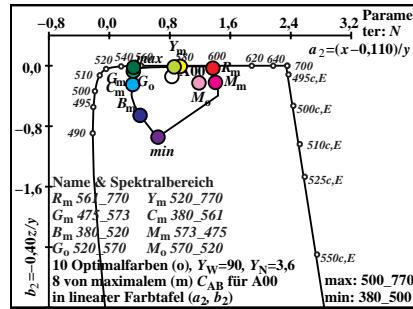
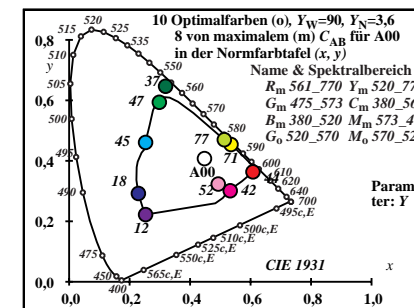
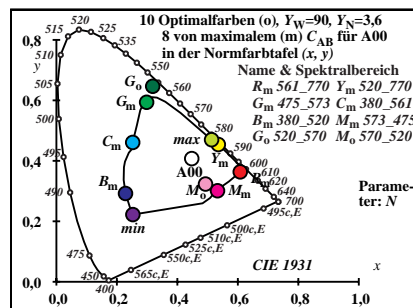


**Ostwald-Optimalfarben (o), maximales (m) C<sub>AB</sub> für A00, Y<sub>N</sub>=3,6, Y<sub>W</sub>=90, Y<sub>m</sub>=520\_770**

i <sub>1</sub> , λ <sub>1</sub>	i <sub>2</sub> , λ <sub>2</sub>	X	Y	Z	x	y	z	h <sub>xy</sub>	i <sub>d</sub> , λ <sub>d</sub>	i <sub>c</sub> , λ <sub>c</sub>	Code
1	405 34 574	25.18	45.93	28.58	0.2525	0.4606	0.2867	164.7	18 494	39 599	Cm
6	435 34 574	24.61	46.09	24.91	0.2573	0.482	0.2605	158.5	19 496	42 612	
9	450 34 574	23.82	46.35	19.28	0.2662	0.5181	0.2156	148.5	20 501	-1 501c	
12	460 35 575	22.49	46.0	12.62	0.2773	0.567	0.1555	136.8	21 508	-1 508c	
13	465 35 575	22.57	46.26	10.51	0.2844	0.583	0.1325	132.8	22 512	-1 512c	
14	470 35 576	23.2	46.86	10.52	0.2879	0.5815	0.1305	132.5	22 519	-1 513c	Gm
14	475 35 577	23.93	47.65	8.67	0.2982	0.5937	0.108	128.7	23 513	-1 513c	
16	480 35 579	25.22	48.7	5.84	0.3162	0.6105	0.0732	122.8	26 533	-1 533c	
17	485 36 582	27.48	50.33	4.82	0.3325	0.609	0.0584	119.6	28 540	-1 540c	
18	490 37 588	32.57	53.85	4.01	0.3601	0.5954	0.0444	114.9	29 548	-1 548c	
19	495 40 601	44.98	61.06	3.37	0.411	0.558	0.0308	103.5	31 559	-1 559c	
20	500 -1 500c	84.79	77.63	2.84	0.513	0.4697	0.0172	43.5	35 576	13 469	max
21	510 -1 509c	84.77	76.57	2.41	0.5176	0.4675	0.0147	40.5	35 576	14 472	
24	520 -1 520c	84.38	71.52	1.66	0.5355	0.4539	0.0105	27.8	35 579	16 480	Ym
26	530 -1 530c	83.42	66.62	1.42	0.5507	0.4398	0.0094	17.4	36 582	16 484	
28	540 -1 540c	81.6	60.72	1.29	0.5681	0.4227	0.009	7.2	37 585	17 487	
28	545 -1 544c	81.6	60.72	1.29	0.5681	0.4227	0.009	7.2	37 585	17 487	
29	550 -1 549c	80.3	57.48	1.26	0.5775	0.4134	0.009	2.6	37 586	17 489	
31	555 -1 555c	76.72	50.54	1.21	0.5971	0.3933	0.0094	354.6	38 590	18 491	
32	560 -1 560c	74.39	46.93	1.2	0.6071	0.383	0.0098	351.3	38 593	18 492	
34	574 1 405	73.68	44.06	3.43	0.6079	0.3636	0.0283	344.7	39 599	18 494	Rm
34	574 6 435	74.25	43.9	7.11	0.5927	0.3504	0.0567	338.5	42 612	19 496	
34	574 9 450	75.04	43.64	12.73	0.5709	0.332	0.0969	328.6	-1 501c	20 501	
35	575 12 460	76.36	43.99	19.4	0.5463	0.3147	0.1388	316.8	-1 508c	21 508	
35	575 13 465	76.28	43.73	21.5	0.539	0.3089	0.1519	312.9	-1 512c	22 512	
35	576 13 470	75.66	43.13	21.5	0.5392	0.3074	0.1532	312.5	-1 513c	22 513	
35	577 14 475	74.92	42.34	23.35	0.5328	0.3011	0.166	308.7	-1 519c	23 519	Mm
35	579 16 480	73.63	41.29	26.18	0.5218	0.2926	0.1855	302.9	-1 533c	26 533	
36	582 17 485	71.38	39.66	27.19	0.5163	0.2869	0.1967	299.7	-1 540c	28 540	
37	588 18 490	66.28	36.14	28.0	0.5081	0.277	0.2147	294.9	-1 548c	29 548	
40	601 19 495	53.88	28.93	28.64	0.4833	0.2595	0.257	283.6	-1 559c	31 559	
-1	500c	20 500	14.07	12.36	0.253	0.2222	0.5246	223.5	13 469	35 576	min
-1	509c	21 510	14.08	13.42	0.2466	0.235	0.5183	220.6	14 472	35 576	
-1	520c	24 520	14.48	18.47	0.3035	0.2287	0.2918	177.8	16 480	35 579	Bm
-1	530c	26 530	15.44	23.37	0.3059	0.2224	0.3367	197.4	16 484	36 582	
-1	540c	28 540	17.25	29.27	0.3072	0.2233	0.3789	187.2	17 487	37 585	
-1	544c	28 545	17.25	29.27	0.3072	0.2233	0.3789	187.2	17 487	37 585	
-1	549c	29 550	18.56	32.51	0.3076	0.2267	0.3973	182.6	17 489	37 586	
-1	555c	31 555	22.13	39.45	0.308	0.2395	0.4269	174.6	18 491	38 590	
-1	560c	32 560	24.47	43.06	0.3081	0.2488	0.4378	171.2	18 492	38 593	
W0	380 770	98.86	89.99	32.02	0.4475	0.4074	0.1449	0.0			
N0	380 770	3.95	3.59	1.28	0.4475	0.4074	0.1449	0.0			

Siehe ähnliche Dateien der ganzen Serie: <http://farbe.li.tu-berlin.de/egh6.htm>  
 Technische Information: <http://farbe.li.tu-berlin.de> oder <http://color.li.tu-berlin.de>



TUB-Registrierung: 20230701-egh6/egh610np.pdf / .ps  
 Anwendung für Beurteilung und Messung von Display- oder Druck-Ausgabe  
 TUB-Material: Code=rh4ta