

see similar files of the whole serie: <http://farbe.li.tu-berlin.de/feis.htm>
 technical information: <http://farbe.li.tu-berlin.de/A/33872E.htm>
 or <http://standards.iso.org/iso/9241/306/ed-2/index.html>

TUB registration: 20240301-fei7/fei710fa.txt /.ps
 application for evaluation and measurement of display or print output
 TUB material: code=rh4ta

i	LAB*ref	l*out	LAB*out	LAB*out/c-ref	ΔE*
1	0.0	0.0	0.0	0.0	0.01
2	6.36	0.0	0.07	6.36	0.01
3	12.72	0.0	0.13	12.72	0.01
4	19.08	0.0	0.2	19.08	0.01
5	25.44	0.0	0.27	25.44	0.01
6	31.8	0.0	0.33	31.8	0.01
7	38.16	0.0	0.4	38.16	0.01
8	44.52	0.0	0.47	44.52	0.01
9	50.89	0.0	0.53	50.89	0.01
10	57.25	0.0	0.6	57.25	0.01
11	63.61	0.0	0.67	63.61	0.01
12	69.97	0.0	0.73	69.97	0.01
13	76.33	0.0	0.8	76.33	0.01
14	82.69	0.0	0.87	82.69	0.01
15	89.05	0.0	0.93	89.05	0.01
16	95.41	0.0	1.0	95.41	0.01
17	0.0	0.0	0.0	0.0	0.01
18	23.85	0.0	0.25	23.85	0.01
19	47.71	0.0	0.5	47.71	0.01
20	71.56	0.0	0.75	71.56	0.01
21	95.41	0.0	1.0	95.41	0.01

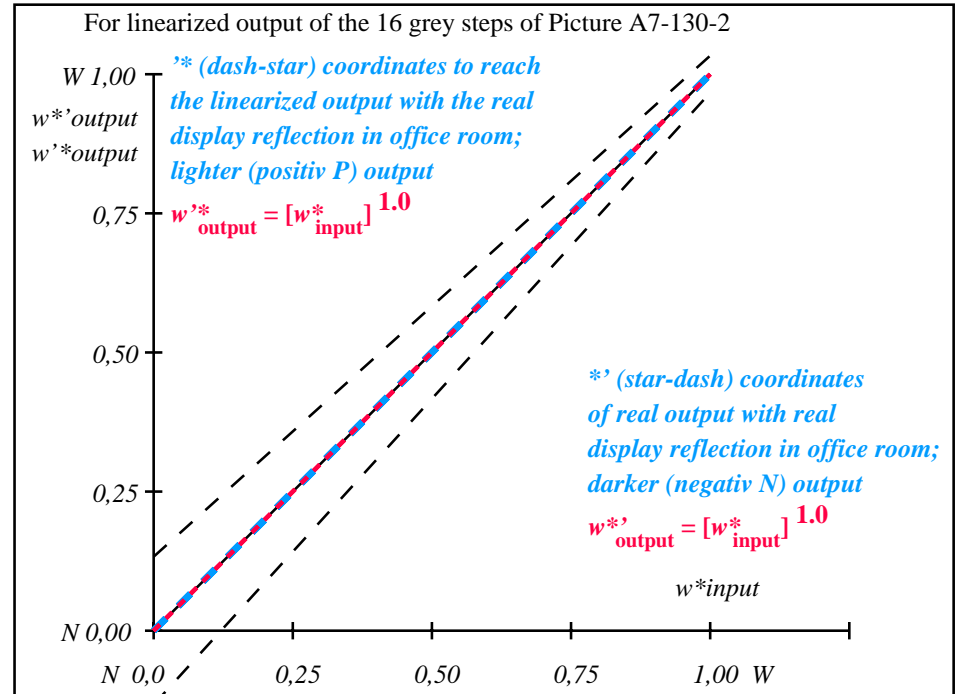
Start output S1
Specification according to ISO/IEC 15775 Annex G and DIN 33866-1 Annex G

Mean lightness difference (16 steps)
 $\Delta E^*_{CIELAB} = 0.0$

Mean lightness difference (5 steps)
 $\Delta L^*_{CIELAB} = 0.0$

Mean colour reproduction index: $R^*_{ab,m} = 100$

fei70-3n-130-2: File: Measure unknown; Device: Device unknown; Date: Date unknown



fei71-3n-130-2: File: Measure unknown; Device: Device unknown; Date: Date unknown

$L^*/Y^*_{intended}$ (absolute)	0.0/0.0	6.3/0.7	12.7/1.5	19.0/2.7	25.4/4.5	31.8/6.9	38.1/10.1	44.5/14.2	50.8/19.1	57.2/25.1	63.6/32.3	69.9/40.7	76.3/50.4	82.6/61.5	89.0/74.2	95.4/88.5
$w^* w^* w^*$ setrgb gp=1.0																
No. and Hex code	00;F	01;E	02;D	03;C	04;B	05;A	06;9	07;8	08;7	09;6	10;5	11;4	12;3	13;2	14;1	15;0
$w^* = l^*_{CIELAB, r}$ (relative)																
$w^*_{intended}$	0,000	0,067	0,133	0,200	0,267	0,333	0,400	0,467	0,533	0,600	0,667	0,733	0,800	0,867	0,933	1,000
w^*_{out}	0.0	0.067	0.133	0.2	0.267	0.333	0.4	0.467	0.533	0.6	0.667	0.733	0.8	0.867	0.933	1.0

OE740-7n, Picture A7-130-2: 16 visual equidistant L^* -grey steps; PS operator: $w^* w^* w^*$ setrgbcolor

TUB-test chart fei7; In-output relation according to ISO 9241-306; 1MR, DEH
 Viewing Y contrast $Y_W:Y_N=88,9:0,31$; Y_N range 0,0 to <0,46

000n/w/cmy0/rgb
 ->rgb*_de, 130-2:

<http://farbe.li.tu-berlin.de/fei7/fei710fa.txt> /.ps; only vector graphic VG;
 see separate images of this page: <http://farbe.li.tu-berlin.de/fei7/fei7.htm>

see similar files of the whole serie: <http://farbe.li.tu-berlin.de/feis.htm>
 technical information: <http://farbe.li.tu-berlin.de/A/33872E.htm>
 or <http://standards.iso.org/iso/9241/306/ed-2/index.html>

TUB registration: 20240301-fei7/fei710fa.txt /.ps
 application for evaluation and measurement of display or print output
 TUB material: code=rh4ta

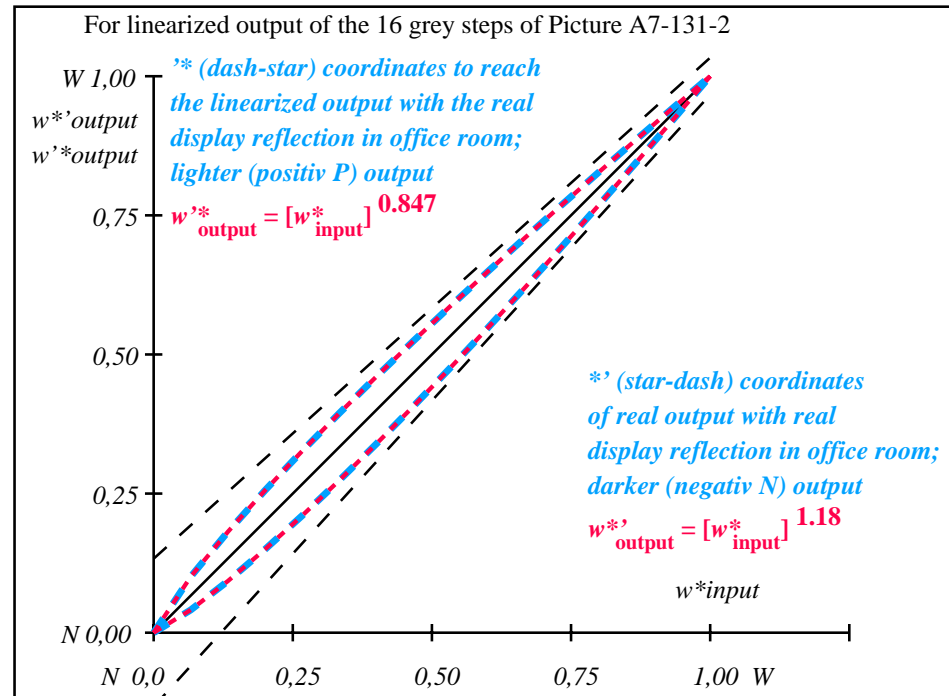
i	LAB*ref	l*out	LAB*out	LAB*out/c-ref	ΔE^*
1	5.69	0.0	0.0	5.69	0.0
2	11.67	0.0	0.1	14.73	0.0
3	17.65	0.0	0.18	21.96	0.0
4	23.63	0.0	0.26	28.63	0.0
5	29.62	0.0	0.33	34.96	0.0
6	35.6	0.0	0.39	41.05	0.0
7	41.58	0.0	0.46	46.96	0.0
8	47.56	0.0	0.52	52.72	0.0
9	53.54	0.0	0.59	58.36	0.0
10	59.52	0.0	0.65	63.88	0.0
11	65.5	0.0	0.71	69.32	0.0
12	71.48	0.0	0.77	74.67	0.0
13	77.47	0.0	0.83	79.95	0.0
14	83.45	0.0	0.89	85.16	0.0
15	89.43	0.0	0.94	90.31	0.0
16	95.41	0.0	1.0	95.41	0.0
17	5.69	0.0	0.0	5.69	0.0
18	28.12	0.0	0.31	33.4	0.0
19	50.55	0.0	0.56	55.55	0.0
20	72.98	0.0	0.78	76.0	0.0
21	95.41	0.0	1.0	95.41	0.0

Start output S1
Specification according to ISO/IEC 15775 Annex G and DIN 33866-1 Annex G

Mean lightness difference (16 steps)
 $\Delta E^*_{CIELAB} = 3.4$

Mean lightness difference (5 steps)
 $\Delta L^*_{CIELAB} = 2.7$

Mean colour reproduction index: $R^*_{ab,m} = 85$



fei70-3n-131-2: File: Measure unknown; Device: Device unknown; Date: Date unknown

fei71-3n-131-2: File: Measure unknown; Device: Device unknown; Date: Date unknown

$L^*/Y^*_{intended}$ (absolute)	5.6/0.6	11.6/1.3	17.6/2.4	23.6/3.9	29.6/6.0	35.5/8.8	41.5/12.2	47.5/16.4	53.5/21.5	59.5/27.5	65.5/34.6	71.4/42.8	77.4/52.3	83.4/63.0	89.4/75.0	95.4/88.5
$w^* w^* w^*$ setrgb																
gp=0.92																
No. and Hex code	00;F	01;E	02;D	03;C	04;B	05;A	06;9	07;8	08;7	09;6	10;5	11;4	12;3	13;2	14;1	15;0
$w^* = l^*_{CIELAB, r}$ (relative)																
$w^*_{intended}$	0,000	0,067	0,133	0,200	0,267	0,333	0,400	0,467	0,533	0,600	0,667	0,733	0,800	0,867	0,933	1,000
w^*_{out}	0,0	0,082	0,154	0,225	0,294	0,361	0,428	0,494	0,558	0,623	0,687	0,75	0,813	0,876	0,937	1,0

OE740-7n, Picture A7-131-2: 16 visual equidistant L^* -grey steps; PS operator: $w^* w^* w^*$ setrgbcolor

TUB-test chart fei7; In-output relation according to ISO 9241-306; 1MR, DEH
 Viewing Y contrast $Y_W:Y_N=88,9:0,62$; Y_N range 0,46 to <0,93

000n/w/cmy0/rgb
 ->rgb*_{de}, 131-2:

<http://farbe.li.tu-berlin.de/fei7/fei710fa.txt> /.ps; only vector graphic VG;
see separate images of this page: <http://farbe.li.tu-berlin.de/fei7/fei7.htm>

see similar files of the whole serie: <http://farbe.li.tu-berlin.de/feis.htm>
technical information: <http://farbe.li.tu-berlin.de/A/33872E.html>
or <http://standards.iso.org/iso/9241/306/ed-2/index.html>

TUB registration: 20240301-fei7/fei710fa.txt /.ps
application for evaluation and measurement of display or print output
TUB material: code=rh4ta

i	LAB*ref	l*out	LAB*out	LAB*out/c-ref	ΔE*	Start output S1
1	10.99	0.0	0.0	10.99 0.0 0.0	0.0 0.0 0.0	0.01
2	16.62	0.0	0.14	22.52 0.0 0.0	5.9 0.0 0.0	5.9
3	22.25	0.0	0.23	30.18 0.0 0.0	7.93 0.0 0.0	7.93
4	27.88	0.0	0.31	36.84 0.0 0.0	8.97 0.0 0.0	8.97
5	33.5	0.0	0.38	42.93 0.0 0.0	9.43 0.0 0.0	9.43
6	39.13	0.0	0.45	48.63 0.0 0.0	9.5 0.0 0.0	9.5
7	44.76	0.0	0.51	54.03 0.0 0.0	9.27 0.0 0.0	9.27
8	50.39	0.0	0.57	59.19 0.0 0.0	8.81 0.0 0.0	8.81
9	56.02	0.0	0.63	64.17 0.0 0.0	8.15 0.0 0.0	8.15
10	61.64	0.0	0.69	68.98 0.0 0.0	7.33 0.0 0.0	7.33
11	67.27	0.0	0.74	73.65 0.0 0.0	6.38 0.0 0.0	6.38
12	72.9	0.0	0.8	78.2 0.0 0.0	5.3 0.0 0.0	5.3
13	78.53	0.0	0.85	82.64 0.0 0.0	4.11 0.0 0.0	4.11
14	84.15	0.0	0.9	86.98 0.0 0.0	2.82 0.0 0.0	2.82
15	89.78	0.0	0.95	91.23 0.0 0.0	1.45 0.0 0.0	1.45
16	95.41	0.0	1.0	95.41 0.0 0.0	0.0 0.0 0.0	0.01
17	10.99	0.0	0.0	10.99 0.0 0.0	0.0 0.0 0.0	0.01
18	32.1	0.0	0.36	41.45 0.0 0.0	9.36 0.0 0.0	9.36
19	53.2	0.0	0.6	61.7 0.0 0.0	8.5 0.0 0.0	8.5
20	74.31	0.0	0.81	79.32 0.0 0.0	5.01 0.0 0.0	5.01
21	95.41	0.0	1.0	95.41 0.0 0.0	0.0 0.0 0.0	0.01

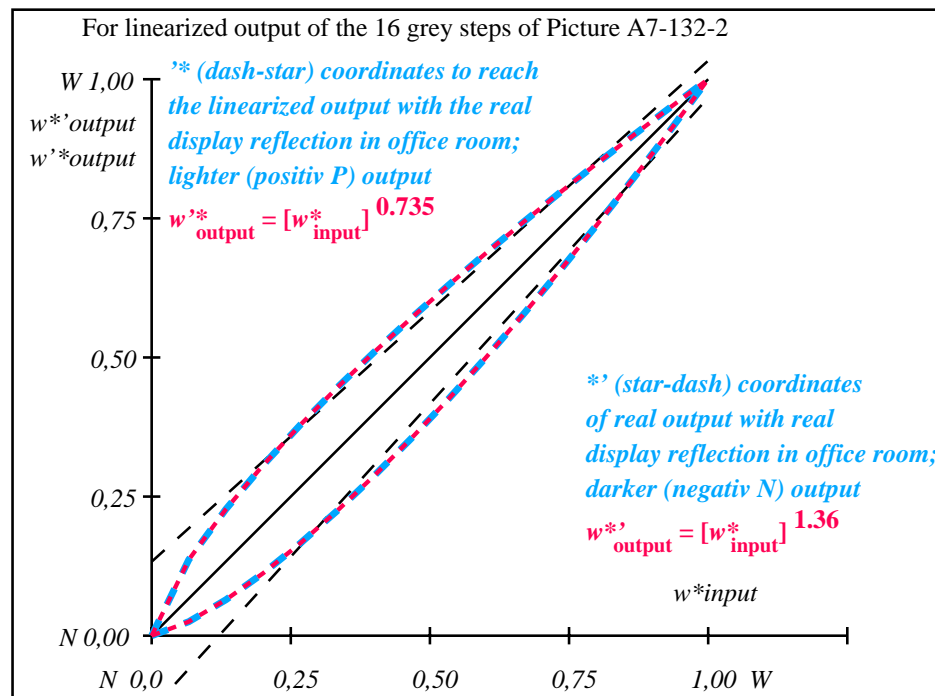
Specification according to ISO/IEC 15775 Annex G and DIN 33866-1 Annex G

Mean lightness difference (16 steps) $\Delta E^*_{CIELAB} = 6.0$

Mean lightness difference (5 steps) $\Delta L^*_{CIELAB} = 4.6$

Mean colour reproduction index: $R^*_{ab,m} = 74$

fei70-3n-132-2: File: Measure unknown; Device: Device unknown; Date: Date unknown



fei71-3n-132-2: File: Measure unknown; Device: Device unknown; Date: Date unknown

$L^*/Y^*_{intended}$ (absolute)	10.9/1.2	16.6/2.2	22.2/3.5	27.8/5.4	33.5/7.7	39.1/10.7	44.7/14.3	50.3/18.7	56.0/23.9	61.6/29.9	67.2/36.9	72.8/45.0	78.5/54.1	84.1/64.3	89.7/75.8	95.4/88.5
$w^* w^* w^*$ setrgb																
gp=0.85																
No. and Hex code	00;F	01;E	02;D	03;C	04;B	05;A	06;9	07;8	08;7	09;6	10;5	11;4	12;3	13;2	14;1	15;0
$w^* = l^*_{CIELAB, r}$ (relative)																
$w^*_{intended}$	0,000	0,067	0,133	0,200	0,267	0,333	0,400	0,467	0,533	0,600	0,667	0,733	0,800	0,867	0,933	1,000
w^*_{out}	0.0	0.1	0.18	0.254	0.325	0.392	0.458	0.523	0.585	0.647	0.708	0.767	0.827	0.885	0.942	1.0

OE740-7n, Picture A7-132-2: 16 visual equidistant L^* -grey steps; PS operator: $w^* w^* w^*$ setrgbcolor

TUB-test chart fei7; In-output relation according to ISO 9241-306; 1MR, DEH
Viewing Y contrast $Y_W:Y_N=88,9:1,25$; Y_N range 0,93 to <1,87

000n/w/cmy0/rgb
->rgb*_de, 132-2:

see similar files of the whole serie: <http://farbe.li.tu-berlin.de/feis.htm>
 technical information: <http://farbe.li.tu-berlin.de/A/33872E.html>
 or <http://standards.iso.org/iso/9241/306/ed-2/index.html>

TUB registration: 20240301-fei7/fei710fa.txt /.ps
 application for evaluation and measurement of display or print output
 TUB material: code=rh4ta

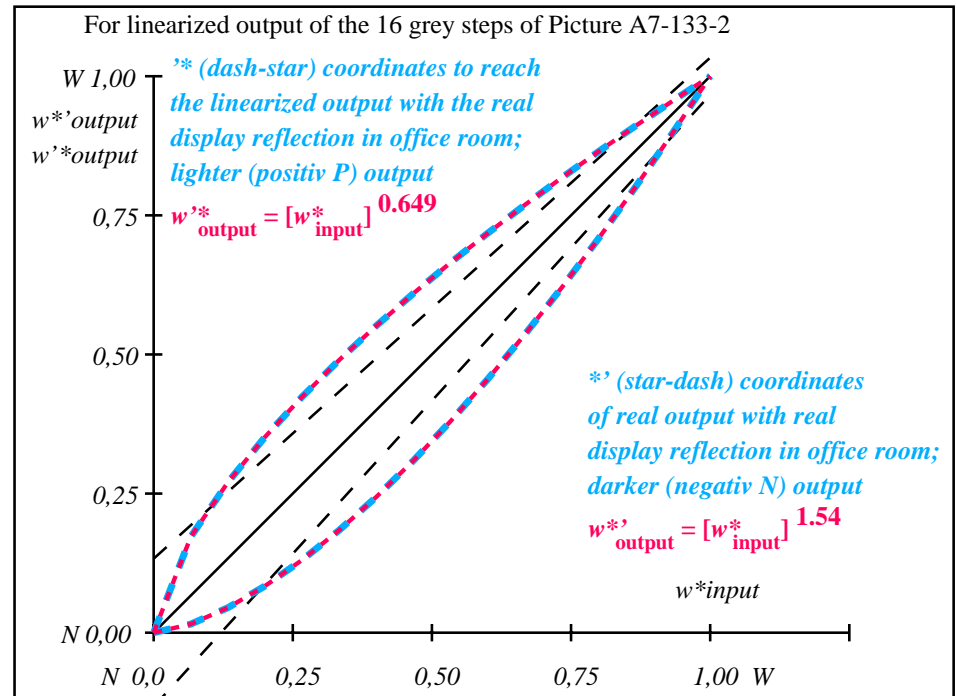
i	LAB*ref	l*out	LAB*out	LAB*out/c-ref	ΔE^*	Start output S1
1	18.01	0.0	0.0	18.01	0.0	0.0
2	23.17	0.0	0.17	31.35	0.0	8.18
3	28.33	0.0	0.27	38.93	0.0	10.6
4	33.49	0.0	0.35	45.23	0.0	11.74
5	38.65	0.0	0.42	50.82	0.0	12.17
6	43.81	0.0	0.49	55.93	0.0	12.12
7	48.97	0.0	0.55	60.7	0.0	11.73
8	54.13	0.0	0.61	65.2	0.0	11.07
9	59.29	0.0	0.66	69.47	0.0	10.18
10	64.45	0.0	0.72	73.56	0.0	9.11
11	69.61	0.0	0.77	77.49	0.0	7.88
12	74.77	0.0	0.82	81.29	0.0	6.52
13	79.93	0.0	0.87	84.97	0.0	5.04
14	85.09	0.0	0.91	88.54	0.0	3.45
15	90.25	0.0	0.96	92.02	0.0	1.77
16	95.41	0.0	1.0	95.41	0.0	0.01
17	18.01	0.0	0.0	18.01	0.0	0.0
18	37.36	0.0	0.41	49.47	0.0	12.11
19	56.71	0.0	0.64	67.36	0.0	10.65
20	76.06	0.0	0.83	82.22	0.0	6.16
21	95.41	0.0	1.0	95.41	0.0	0.01

Specification according to ISO/IEC 15775 Annex G and DIN 33866-1 Annex G

Mean lightness difference (16 steps) $\Delta E^*_{CIELAB} = 7.6$

Mean lightness difference (5 steps) $\Delta L^*_{CIELAB} = 5.8$

Mean colour reproduction index: $R^*_{ab,m} = 67$



fei70-3n-133-2: File: Measure unknown; Device: Device unknown; Date: Date unknown

fei71-3n-133-2: File: Measure unknown; Device: Device unknown; Date: Date unknown

$L^*/Y^*_{intended}$ (absolute)	18.0/2.5	23.1/3.8	28.3/5.5	33.4/7.7	38.6/10.4	43.8/13.7	48.9/17.5	54.1/22.0	59.2/27.3	64.4/33.3	69.6/40.1	74.7/47.9	79.9/56.5	85.0/66.1	90.2/76.8	95.4/88.5
$w^* w^* w^*$ setrgb																
gp=0.77																
No. and Hex code	00;F	01;E	02;D	03;C	04;B	05;A	06;9	07;8	08;7	09;6	10;5	11;4	12;3	13;2	14;1	15;0
$w^* = l^*_{CIELAB, r}$ (relative)																
$w^*_{intended}$	0,000	0,067	0,133	0,200	0,267	0,333	0,400	0,467	0,533	0,600	0,667	0,733	0,800	0,867	0,933	1,000
w^*_{out}	0.0	0.123	0.209	0.287	0.359	0.426	0.491	0.554	0.614	0.673	0.73	0.786	0.841	0.895	0.947	1.0

OE740-7n, Picture A7-133-2: 16 visual equidistant L^* -grey steps; PS operator: $w^* w^* w^*$ setrgbcolor

see similar files of the whole serie: <http://farbe.li.tu-berlin.de/feis.htm>
technical information: <http://farbe.li.tu-berlin.de/A/33872E.html>
or <http://standards.iso.org/iso/9241/306/ed-2/index.html>

TUB registration: 20240301-fei7/fei710fa.txt /.ps
application for evaluation and measurement of display or print output
TUB material: code=rh4ta

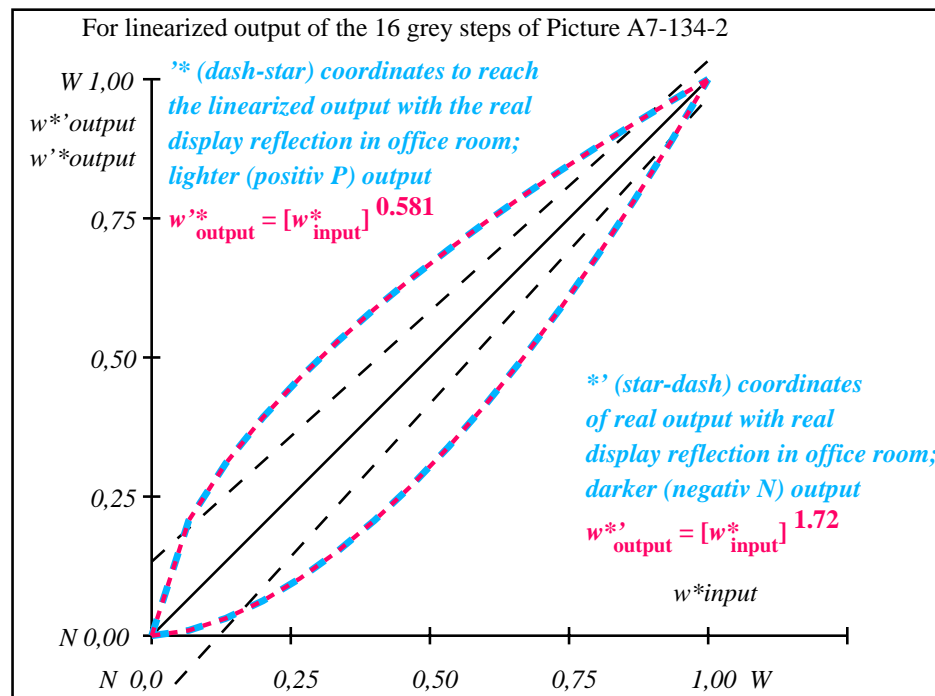
i	LAB*ref	l*out	LAB*out	LAB*out/c-ref	ΔE^*
1	26.85 0.0 0.0	0.0 0.0	26.85 0.0 0.0	0.0 0.0 0.0	0.01
2	31.42 0.0 0.0	0.21 41.05 0.0	0.0 0.0 9.63	0.0 0.0 9.63	9.63
3	35.99 0.0 0.0	0.31 48.1 0.0	0.0 0.0 12.11	0.0 0.0 12.11	12.11
4	40.56 0.0 0.0	0.39 53.75 0.0	0.0 0.0 13.18	0.0 0.0 13.18	13.18
5	45.13 0.0 0.0	0.46 58.64 0.0	0.0 0.0 13.51	0.0 0.0 13.51	13.51
6	49.7 0.0 0.0	0.53 63.05 0.0	0.0 0.0 13.34	0.0 0.0 13.34	13.34
7	54.27 0.0 0.0	0.59 67.09 0.0	0.0 0.0 12.82	0.0 0.0 12.82	12.82
8	58.84 0.0 0.0	0.64 70.87 0.0	0.0 0.0 12.02	0.0 0.0 12.02	12.02
9	63.41 0.0 0.0	0.69 74.42 0.0	0.0 0.0 11.01	0.0 0.0 11.01	11.01
10	67.99 0.0 0.0	0.74 77.79 0.0	0.0 0.0 9.81	0.0 0.0 9.81	9.81
11	72.56 0.0 0.0	0.79 81.01 0.0	0.0 0.0 8.46	0.0 0.0 8.46	8.46
12	77.13 0.0 0.0	0.84 84.1 0.0	0.0 0.0 6.97	0.0 0.0 6.97	6.97
13	81.7 0.0 0.0	0.88 87.07 0.0	0.0 0.0 5.37	0.0 0.0 5.37	5.37
14	86.27 0.0 0.0	0.92 89.94 0.0	0.0 0.0 3.67	0.0 0.0 3.67	3.67
15	90.84 0.0 0.0	0.96 92.71 0.0	0.0 0.0 1.88	0.0 0.0 1.88	1.88
16	95.41 0.0 0.0	1.0 95.41 0.0	0.0 0.0 0.0	0.0 0.0 0.0	0.01
17	26.85 0.0 0.0	0.0 26.85 0.0	0.0 0.0 0.0	0.0 0.0 0.0	0.01
18	43.99 0.0 0.0	0.45 57.47 0.0	0.0 0.0 13.48	0.0 0.0 13.48	13.48
19	61.13 0.0 0.0	0.67 72.67 0.0	0.0 0.0 11.54	0.0 0.0 11.54	11.54
20	78.27 0.0 0.0	0.85 84.85 0.0	0.0 0.0 6.58	0.0 0.0 6.58	6.58
21	95.41 0.0 0.0	1.0 95.41 0.0	0.0 0.0 0.0	0.0 0.0 0.0	0.01

Start output S1
Specification according to ISO/IEC 15775 Annex G and DIN 33866-1 Annex G

Mean lightness difference (16 steps)
 $\Delta E^*_{CIELAB} = 8.4$

Mean lightness difference (5 steps)
 $\Delta L^*_{CIELAB} = 6.3$

Mean colour reproduction index: $R^*_{ab,m} = 64$



fei70-3n-134-2: File: Measure unknown; Device: Device unknown; Date: Date unknown

fei71-3n-134-2: File: Measure unknown; Device: Device unknown; Date: Date unknown

$L^*/Y^*_{intended}$ (absolute)	26.8/5.0	31.4/6.8	35.9/9.0	40.5/11.5	45.1/14.6	49.7/18.1	54.2/22.2	58.8/26.8	63.4/32.0	67.9/37.9	72.5/44.4	77.1/51.7	81.6/59.7	86.2/68.5	90.8/78.1	95.4/88.5
$w^* w^* w^*$ setrgb																
gp=0.7																
No. and Hex code	00;F	01;E	02;D	03;C	04;B	05;A	06;9	07;8	08;7	09;6	10;5	11;4	12;3	13;2	14;1	15;0
$w^* = l^*_{CIELAB, r}$ (relative)																
$w^*_{intended}$	0,000	0,067	0,133	0,200	0,267	0,333	0,400	0,467	0,533	0,600	0,667	0,733	0,800	0,867	0,933	1,000
w^*_{out}	0.0	0.15	0.243	0.324	0.396	0.463	0.526	0.586	0.643	0.699	0.753	0.804	0.855	0.904	0.952	1.0

OE740-7n, Picture A7-134-2: 16 visual equidistant L^* -grey steps; PS operator: $w^* w^* w^*$ setrgbcolor

see similar files of the whole serie: <http://farbe.li.tu-berlin.de/feis.htm>
 technical information: <http://farbe.li.tu-berlin.de/A/33872E.html>
 or <http://standards.iso.org/iso/9241/306/ed-2/index.html>

TUB registration: 20240301-fei7/fei710fa.txt /.ps
 application for evaluation and measurement of display or print output
 TUB material: code=rh4ta

i	LAB*ref	l*out	LAB*out	LAB*out/c-ref	ΔE^*
1	37.99	0.0	0.0	37.99 0.0 0.0	0.01
2	41.81	0.0	0.24	51.79 0.0 0.0	9.98
3	45.64	0.0	0.35	57.87 0.0 0.0	12.23
4	49.47	0.0	0.43	62.6 0.0 0.0	13.13
5	53.3	0.0	0.5	66.63 0.0 0.0	13.33
6	57.13	0.0	0.56	70.19 0.0 0.0	13.07
7	60.96	0.0	0.62	73.44 0.0 0.0	12.48
8	64.78	0.0	0.67	76.44 0.0 0.0	11.65
9	68.61	0.0	0.72	79.23 0.0 0.0	10.62
10	72.44	0.0	0.76	81.87 0.0 0.0	9.43
11	76.27	0.0	0.81	84.37 0.0 0.0	8.11
12	80.1	0.0	0.85	86.76 0.0 0.0	6.66
13	83.93	0.0	0.89	89.05 0.0 0.0	5.12
14	87.75	0.0	0.93	91.24 0.0 0.0	3.49
15	91.58	0.0	0.96	93.36 0.0 0.0	1.78
16	95.41	0.0	1.0	95.41 0.0 0.0	0.01
17	37.99	0.0	0.0	37.99 0.0 0.0	0.01
18	52.34	0.0	0.48	65.67 0.0 0.0	13.33
19	66.7	0.0	0.69	77.86 0.0 0.0	11.16
20	81.05	0.0	0.86	87.34 0.0 0.0	6.29
21	95.41	0.0	1.0	95.41 0.0 0.0	0.01

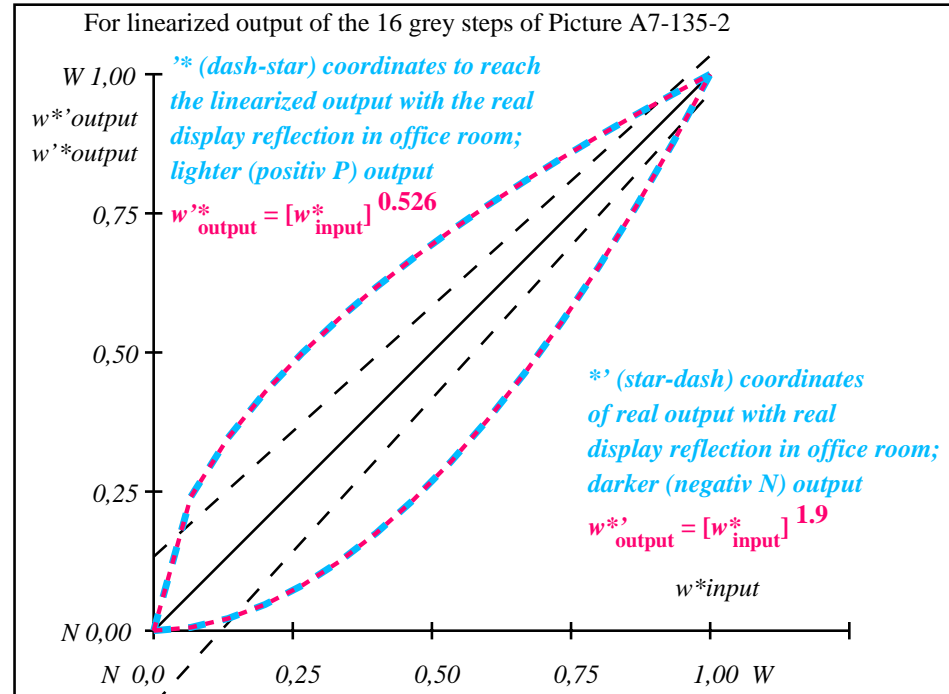
Start output S1
Specification according to ISO/IEC 15775 Annex G and DIN 33866-1 Annex G

Mean lightness difference (16 steps)
 $\Delta L^*_{CIELAB} = 8.2$

Mean lightness difference (5 steps)
 $\Delta L^*_{CIELAB} = 6.2$

Mean colour reproduction index: $R^*_{ab,m} = 65$

fei70-3n-135-2: File: Measure unknown; Device: Device unknown; Date: Date unknown



fei71-3n-135-2: File: Measure unknown; Device: Device unknown; Date: Date unknown

$L^*/Y^*_{intended}$ (absolute)	37.9/10.0	41.8/12.3	45.6/15.0	49.4/17.9	53.2/21.3	57.1/25.0	60.9/29.1	64.7/33.7	68.6/38.8	72.4/44.3	76.2/50.3	80.0/56.8	83.9/63.9	87.7/71.5	91.5/79.7	95.4/88.5
$w^* w^* w^*$ setrgb																
gp=0.62																
No. and Hex code	00;F	01;E	02;D	03;C	04;B	05;A	06;9	07;8	08;7	09;6	10;5	11;4	12;3	13;2	14;1	15;0
$w^* = l^*_{CIELAB, r}$ (relative)																
$w^*_{intended}$	0,000	0,067	0,133	0,200	0,267	0,333	0,400	0,467	0,533	0,600	0,667	0,733	0,800	0,867	0,933	1,000
w^*_{out}	0.0	0.184	0.283	0.365	0.438	0.502	0.564	0.621	0.674	0.726	0.776	0.823	0.869	0.914	0.957	1.0

OE740-7n, Picture A7-135-2: 16 visual equidistant L^* -grey steps; PS operator: $w^* w^* w^*$ setrgbcolor

TUB-test chart fei7; In-output relation according to ISO 9241-306; 1MR, DEH
 Viewing Y contrast $Y_W:Y_N=88,9:10$; Y_N range 7,5 to <15

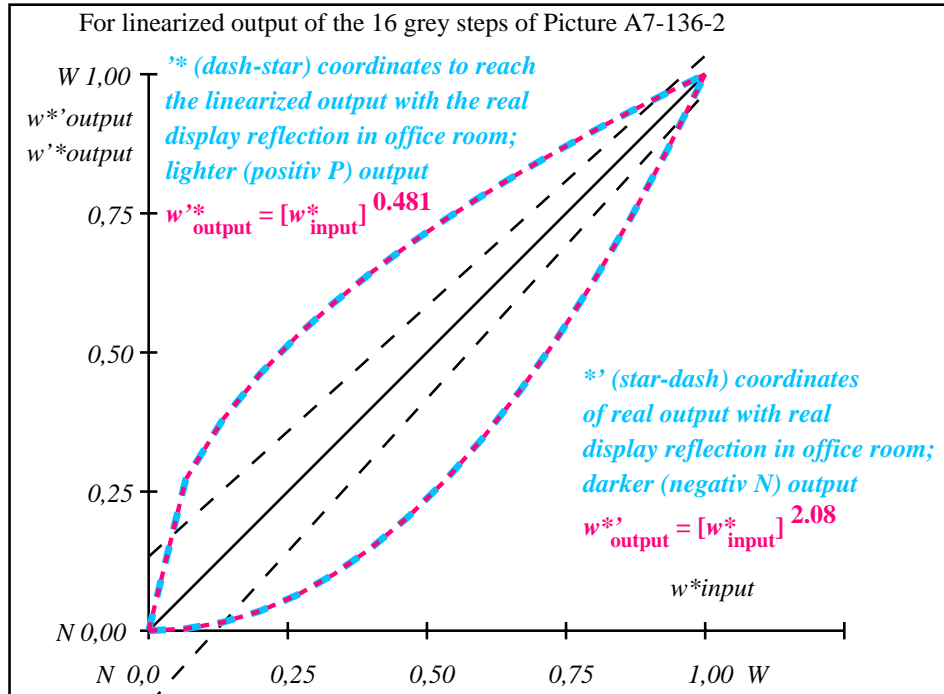
000n/w/cmy0/rgb
 $\rightarrow rgb^*_{de}, 135-2:$

see similar files of the whole serie: <http://farbe.li.tu-berlin.de/feis.htm>
 technical information: <http://farbe.li.tu-berlin.de/A/33872E.html>
 or <http://standards.iso.org/iso/9241/306/ed-2/index.html>

TUB registration: 20240301-fei7/fei710fa.txt /.ps
 application for evaluation and measurement of display or print output
 TUB material: code=rh4ta

i	LAB*ref	l*out	LAB*out	LAB*out/c-ref	ΔE^*	Start output S1
1	52.02	0.0	0.0	52.02	0.0	Specification according to ISO/IEC 15775 Annex G and DIN 33866-1 Annex G
2	54.91	0.0	0.27	63.82	0.0	
3	57.8	0.0	0.38	68.49	0.0	
4	60.7	0.0	0.46	72.03	0.0	
5	63.59	0.0	0.53	75.0	0.0	
6	66.48	0.0	0.59	77.61	0.0	
7	69.37	0.0	0.64	79.95	0.0	
8	72.27	0.0	0.69	82.1	0.0	
9	75.16	0.0	0.74	84.09	0.0	
10	78.05	0.0	0.78	85.96	0.0	
11	80.95	0.0	0.82	87.72	0.0	
12	83.84	0.0	0.86	89.4	0.0	
13	86.73	0.0	0.9	91.0	0.0	
14	89.62	0.0	0.93	92.53	0.0	
15	92.52	0.0	0.97	93.99	0.0	Mean lightness difference (16 steps)
16	95.41	0.0	1.0	95.41	0.0	$\Delta E^*_{CIELAB} = 7.0$
17	52.02	0.0	0.0	52.02	0.0	
18	62.87	0.0	0.51	74.3	0.0	
19	73.71	0.0	0.72	83.11	0.0	
20	84.56	0.0	0.87	89.81	0.0	Mean lightness difference (5 steps)
21	95.41	0.0	1.0	95.41	0.0	$\Delta L^*_{CIELAB} = 5.2$

Mean colour reproduction index: $R^*_{ab,m} = 70$



fei70-3n-136-2: File: Measure unknown; Device: Device unknown; Date: Date unknown

fei71-3n-136-2: File: Measure unknown; Device: Device unknown; Date: Date unknown

$L^*/Y^*_{intended}$ (absolute)	52.0/20.1	54.9/22.8	57.8/25.7	60.6/28.9	63.5/32.2	66.4/35.9	69.3/39.8	72.2/44.0	75.1/48.5	78.0/53.3	80.9/58.3	83.8/63.7	86.7/69.4	89.6/75.4	92.5/81.8	95.4/88.5
$w^* w^* w^*$ setrgb																
gp=0.55																
No. and Hex code	00;F	01;E	02;D	03;C	04;B	05;A	06;9	07;8	08;7	09;6	10;5	11;4	12;3	13;2	14;1	15;0
$w^* = l^*_{CIELAB, r}$ (relative)																
$w^*_{intended}$	0,000	0,067	0,133	0,200	0,267	0,333	0,400	0,467	0,533	0,600	0,667	0,733	0,800	0,867	0,933	1,000
w^*_{out}	0.0	0.226	0.329	0.412	0.483	0.546	0.604	0.657	0.707	0.755	0.8	0.842	0.884	0.924	0.962	1.0

OE740-7n, Picture A7-136-2: 16 visual equidistant L^* -grey steps; PS operator: $w^* w^* w^*$ setrgbcolor

TUB-test chart fei7; In-output relation according to ISO 9241-306; 1MR, DEH
 Viewing Y contrast $Y_W:Y_N=88,9:20$; Y_N range 15 to <30
 000n/w/cmy0/rgb \rightarrow rgb*_{de}, 136-2:

<http://farbe.li.tu-berlin.de/fei7/fei710fa.txt> /.ps; only vector graphic VG;
 see separate images of this page: <http://farbe.li.tu-berlin.de/fei7/fei7.htm>

see similar files of the whole serie: <http://farbe.li.tu-berlin.de/feis.htm>
 technical information: <http://farbe.li.tu-berlin.de/A/33872E.html>
 or <http://standards.iso.org/iso/9241/306/ed-2/index.html>

TUB registration: 20240301-fei7/fei710fa.txt /.ps
 application for evaluation and measurement of display or print output
 TUB material: code=rh4ta

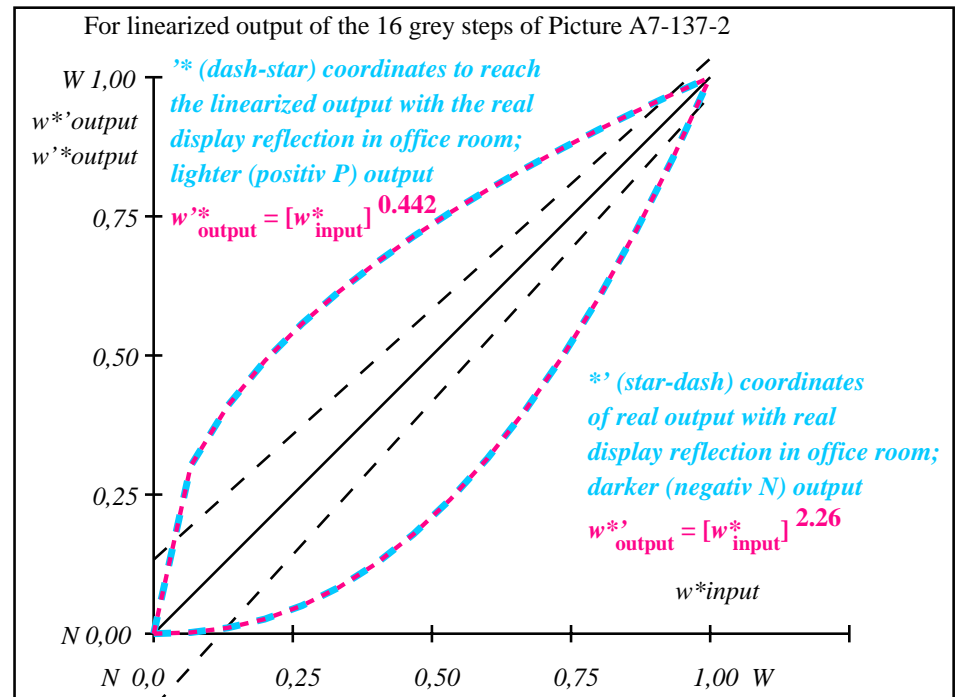
i	LAB*ref	l*out	LAB*out	LAB*out/c-ref	ΔE^*
1	69.7	0.0	69.7	0.0	0.01
2	71.41	0.0	77.46	0.0	6.04
3	73.13	0.0	80.24	0.0	7.11
4	74.84	0.0	82.31	0.0	7.47
5	76.55	0.0	84.02	0.0	7.47
6	78.27	0.0	85.51	0.0	7.24
7	79.98	0.0	86.84	0.0	6.86
8	81.7	0.0	88.05	0.0	6.35
9	83.41	0.0	89.17	0.0	5.76
10	85.12	0.0	90.21	0.0	5.08
11	86.84	0.0	91.19	0.0	4.35
12	88.55	0.0	92.11	0.0	3.56
13	90.27	0.0	92.99	0.0	2.73
14	91.98	0.0	93.83	0.0	1.85
15	93.7	0.0	94.64	0.0	0.94
16	95.41	0.0	95.41	0.0	0.01
17	69.7	0.0	69.7	0.0	0.01
18	76.13	0.0	83.62	0.0	7.5
19	82.55	0.0	88.62	0.0	6.06
20	88.98	0.0	92.34	0.0	3.35
21	95.41	0.0	95.41	0.0	0.01

Start output S1
Specification according to ISO/IEC 15775 Annex G and DIN 33866-1 Annex G

Mean lightness difference (16 steps)
 $\Delta E^*_{CIELAB} = 4.6$

Mean lightness difference (5 steps)
 $\Delta L^*_{CIELAB} = 3.4$

Mean colour reproduction index: $R^*_{ab,m} = 80$



fei70-3n-137-2: File: Measure unknown; Device: Device unknown; Date: Date unknown

fei71-3n-137-2: File: Measure unknown; Device: Device unknown; Date: Date unknown

$L^*/Y_{intended}$ (absolute)	69.6/40.3	71.4/42.7	73.1/45.3	74.8/48.0	76.5/50.7	78.2/53.6	79.9/56.6	81.6/59.7	83.4/62.9	85.1/66.2	86.8/69.6	88.5/73.2	90.2/76.8	91.9/80.6	93.6/84.5	95.4/88.5
$w^* w^* w^*$ setrgb																
gp=0.47																
No. and Hex code	00;F	01;E	02;D	03;C	04;B	05;A	06;9	07;8	08;7	09;6	10;5	11;4	12;3	13;2	14;1	15;0
$w^* = l^*_{CIELAB, r}$ (relative)																
$w^*_{intended}$	0,000	0,067	0,133	0,200	0,267	0,333	0,400	0,467	0,533	0,600	0,667	0,733	0,800	0,867	0,933	1,000
w^*_{out}	0,0	0,276	0,383	0,465	0,534	0,593	0,647	0,696	0,741	0,784	0,825	0,862	0,899	0,934	0,967	1,0

OE740-7n, Picture A7-137-2: 16 visual equidistant L^* -grey steps; PS operator: $w^* w^* w^*$ setrgbcolor

TUB-test chart fei7; In-output relation according to ISO 9241-306; 1MR, DEH
 Viewing Y contrast $Y_W:Y_N=88,9:40$; Y_N range 30 to <60

000n/w/cmy0/rgb
 ->rgb*_de, 137-2: