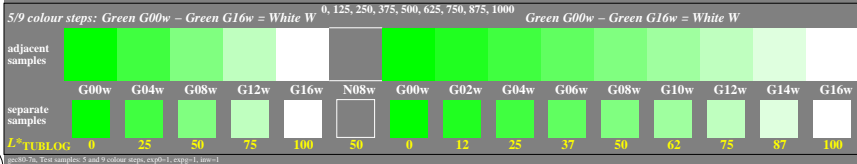
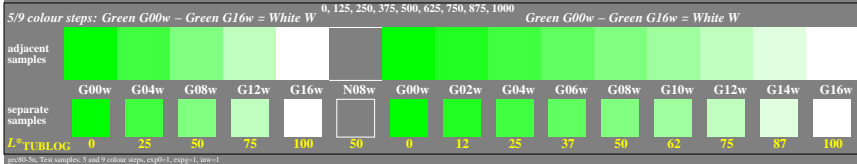
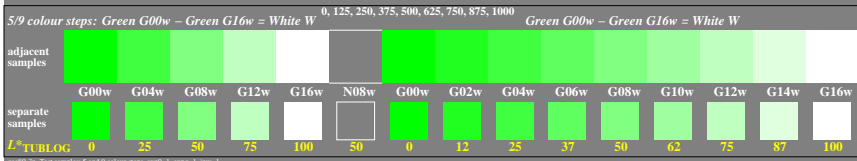
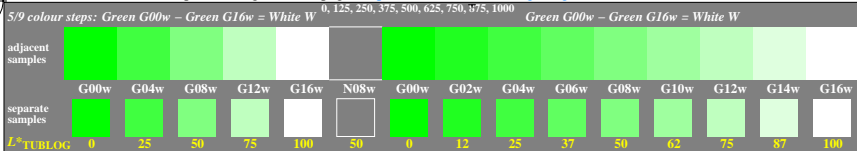


<http://farbe.li.tu-berlin.de/gec8/gec8l0n1.txt/.ps>; only vector graphic VG; start output  
 see separate images of this page: <http://farbe.li.tu-berlin.de/gec8/gec8.htm>



TUB-test chart gec8; Adjacent and separate colour samples for intervall scaling  
 Evaluation of colour steps of the series G–W with 5 and 9 steps; surround mean Grey U=N08w

see similar files of the whole serie: <http://farbe.li.tu-berlin.de/gec8.htm>  
 technical information: <http://farbe.li.tu-berlin.de> or <http://color.li.tu-berlin.de>

TUB registration: 20240601-gec8/gec8l0n1.txt/.ps  
 application for evaluation and measurement of display or print output  
 TUB material: code=thata