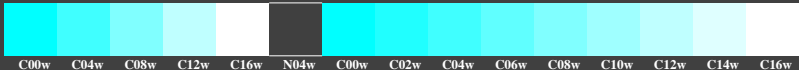


<http://farbe.li.tu-berlin.de/gef4/gef4l0n1.txt> / .ps; only vector graphic VG; start output
 see separate images of this page: <http://farbe.li.tu-berlin.de/gef4/gef4.htm>

5/9 colour steps: Cyan C00w – Cyan C16w = White W 0, 125, 250, 375, 500, 625, 750, 875, 1000

Cyan C00w – Cyan C16w = White W

adjacent samples




separate samples



L^* TUBLOG 0 25 50 75 100 25 0 12 25 37 50 62 75 87 100


gef40-1a, Test samples: 5 and 9 colour steps, exp0=1, expg=1, inv=1



5/9 colour steps: Cyan C00w – Cyan C16w = White W 0, 125, 250, 375, 500, 625, 750, 875, 1000

Cyan C00w – Cyan C16w = White W

adjacent samples



separate samples



L^* TUBLOG 0 25 50 75 100 25 0 12 25 37 50 62 75 87 100

gef40-3a, Test samples: 5 and 9 colour steps, exp0=1, expg=1, inv=1



5/9 colour steps: Cyan C00w – Cyan C16w = White W 0, 125, 250, 375, 500, 625, 750, 875, 1000

Cyan C00w – Cyan C16w = White W

adjacent samples



separate samples



L^* TUBLOG 0 25 50 75 100 25 0 12 25 37 50 62 75 87 100

gef40-5a, Test samples: 5 and 9 colour steps, exp0=1, expg=1, inv=1



5/9 colour steps: Cyan C00w – Cyan C16w = White W 0, 125, 250, 375, 500, 625, 750, 875, 1000

Cyan C00w – Cyan C16w = White W

adjacent samples



separate samples



L^* TUBLOG 0 25 50 75 100 25 0 12 25 37 50 62 75 87 100

gef40-7a, Test samples: 5 and 9 colour steps, exp0=1, expg=1, inv=1



TUB-test chart gef4; Adjacent and separate colour samples for intervall scaling
 Evaluation of colour steps of the series C–W with 5 and 9 steps; surround dark Grey D=N04w

see similar files of the whole serie: <http://farbe.li.tu-berlin.de/gefs.htm>
 technical information: <http://farbe.li.tu-berlin.de> or <http://color.li.tu-berlin.de>

TUB registration: 20240601-gef4/gef4l0n1.txt / .ps
 application for evaluation and measurement of display or print output
 TUB material: code=thata