

<http://farbe.li.tu-berlin.de/geh1/geh110np.pdf> /.ps; only vector graphic VG; start output  
 see separate images of this page: <http://farbe.li.tu-berlin.de/geh1/geh1.htm>

5/9 colour steps: Black N00r – Black N16r = Red R

0, 125, 250, 375, 500, 625, 750, 875, 1000

Black N00r – Black N16r = Red R

adjacent samples




separate samples



L\*TUBLOG 0 25 50 75 100 25 0 12 25 37 50 62 75 87 100

geh10-1n, Test samples: 5 and 9 colour steps, exp0=1, expg=1, inw=1, xchart=0



5/9 colour steps: Black N00r – Black N16r = Red R

0, 125, 250, 375, 500, 625, 750, 875, 1000

Black N00r – Black N16r = Red R

Evaluation amount

0,00	0,..	1,00 0,00	0,..	1,00		0,00	0,..	1,00 0,00	0,..	0,00 1,00	0,..	1,00 0,00	0,..	1,00
N00r	N04r	N08r	N12r	N16r	N04w	N00r	N02r	N04r	N06r	N08r	N10r	N12r	N14r	N16r


Evaluation amount

0,00	0,..	1,00 0,00	0,..	1,00	0,..	0,00	0,..	1,00 0,00	0,..	0,00 1,00	0,..	1,00 0,00	0,..	1,00
N00r	N04r	N08r	N12r	N16r	N04w	N00r	N02r	N04r	N06r	N08r	N10r	N12r	N14r	N16r

visual Scaling:

0,00 0,5? 1/0 0,5? 1,00 0,2? 0,00 0,5? 1/0 0,5? 1/0 0,5? 1/0 0,5? 1,00

geh10-3n, Evaluation sheet: 5 and 9 colour steps, exp0=1, expg=1, inw=1, xchart=1



5/9 colour steps: Black N00r – Black N16r = Red R

0, 125, 250, 375, 500, 625, 750, 875, 1000

Black N00r – Black N16r = Red R

adjacent samples



separate samples



L\*TUBLOG 0 25 50 75 100 25 0 12 25 37 50 62 75 87 100

geh10-5n, Test samples: 5 and 9 colour steps, exp0=1, expg=1, inw=1, xchart=0



5/9 colour steps: Black N00r – Black N16r = Red R

0, 125, 250, 375, 500, 625, 750, 875, 1000

Black N00r – Black N16r = Red R

Evaluation amount


0,00	0,..	0,..	0,..	1,00		0,00	0,..	0,..	0,..	0,..	0,..	0,..	0,..	1,00
N00r	N04r	N08r	N12r	N16r	N04w	N00r	N02r	N04r	N06r	N08r	N10r	N12r	N14r	N16r

Evaluation amount

0,00	0,..	0,..	0,..	1,00	0,..	0,00	0,..	0,..	0,..	0,..	0,..	0,..	0,..	1,00
N00r	N04r	N08r	N12r	N16r	N04w	N00r	N02r	N04r	N06r	N08r	N10r	N12r	N14r	N16r

L\*TUBLOG 0 25 50 75 100 25 0 12 25 37 50 62 75 87 100

geh10-7n, Evaluation sheet: 5 and 9 colour steps, exp0=1, expg=1, inw=1, xchart=2



TUB-test chart geh1; Adjacent and separate colour samples for intervall scaling, Evaluation example and evaluation of colour steps of the series N\_R with 5 and 9 steps; surround dark Grey D=N04w

see similar files of the whole serie: <http://farbe.li.tu-berlin.de/geh1/geh110np.pdf> /ps  
<http://farbe.li.tu-berlin.de> or <http://color.li.tu-berlin.de>

TUB registration: 20240601-geh1/geh110np.pdf /ps  
 application for evaluation and measurement of display or print output

TUB material: code=rh4ta