


<http://farbe.li.tu-berlin.de/geh2/geh2l0np.pdf> / .ps; only vector graphic VG; start output
 see separate images of this page: <http://farbe.li.tu-berlin.de/geh2/geh2.htm>

5/9 colour steps: Black N00g – Black N16g = Green G

0, 125, 250, 375, 500, 625, 750, 875, 1000

Black N00g – Black N16g = Green G

adjacent samples



separate samples



L*TUBLOG

0 25 50 75 100 25 0 12 25 37 50 62 75 87 100

geh20-1n, Test samples: 5 and 9 colour steps, exp0=1, expg=1, inw=1, xchart=0



5/9 colour steps: Black N00g – Black N16g = Green G

0, 125, 250, 375, 500, 625, 750, 875, 1000

Black N00g – Black N16g = Green G

Evaluation amount

0,00	0,..	1,00 0,00	0,..	1,00		0,00	0,..	1,00 0,00	0,..	0,00 1,00	0,..	1,00 0,00	0,..	1,00
N00g	N04g	N08g	N12g	N16g	N04w	N00g	N02g	N04g	N06g	N08g	N10g	N12g	N14g	N16g

Evaluation amount

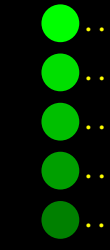
0,00	0,..	1,00 0,00	0,..	1,00	0,..	0,00	0,..	1,00 0,00	0,..	0,00 1,00	0,..	1,00 0,00	0,..	1,00
N00g	N04g	N08g	N12g	N16g	N04w	N00g	N02g	N04g	N06g	N08g	N10g	N12g	N14g	N16g

visual Scaling:

0,00 0,5? 1/0 0,5? 1,00 0,2? 0,00 0,5? 1/0 0,5? 1/0 0,5? 1/0 0,5? 1,00

geh20-3n, Evaluation sheet: 5 and 9 colour steps, exp0=1, expg=1, inw=1, xchart=1

visual




5/9 colour steps: Black N00g – Black N16g = Green G

0, 125, 250, 375, 500, 625, 750, 875, 1000

Black N00g – Black N16g = Green G

adjacent samples



separate samples



L*TUBLOG

0 25 50 75 100 25 0 12 25 37 50 62 75 87 100

geh20-5n, Test samples: 5 and 9 colour steps, exp0=1, expg=1, inw=1, xchart=0



5/9 colour steps: Black N00g – Black N16g = Green G

0, 125, 250, 375, 500, 625, 750, 875, 1000

Black N00g – Black N16g = Green G

Evaluation amount

0,00	0,..	0,..	0,..	1,00		0,00	0,..	0,..	0,..	0,..	0,..	0,..	0,..	1,00
N00g	N04g	N08g	N12g	N16g	N04w	N00g	N02g	N04g	N06g	N08g	N10g	N12g	N14g	N16g

Evaluation amount


0,00	0,..	0,..	0,..	1,00	0,..	0,00	0,..	0,..	0,..	0,..	0,..	0,..	0,..	1,00
N00g	N04g	N08g	N12g	N16g	N04w	N00g	N02g	N04g	N06g	N08g	N10g	N12g	N14g	N16g

L*TUBLOG

0 25 50 75 100 25 0 12 25 37 50 62 75 87 100

geh20-7n, Evaluation sheet: 5 and 9 colour steps, exp0=1, expg=1, inw=1, xchart=2

visual



TUB-test chart geh2; Adjacent and separate colour samples for intervall scaling, Evaluation example and evaluation of colour steps of the series N_G with 5 and 9 steps; surround dark Grey D=N04w

see similar files of the whole serie: <http://farbe.li.tu-berlin.de/geh2/geh2l0np.pdf> / .ps
<http://farbe.li.tu-berlin.de> or <http://color.li.tu-berlin.de>
 technical information: <http://farbe.li.tu-berlin.de>

TUB registration: 20240601-geh2/geh2l0np.pdf / .ps
 application for evaluation and measurement of display or print output
 TUB material: code=rh4ta