


<http://farbe.li.tu-berlin.de/geh3/geh310np.pdf> / .ps; only vector graphic VG; start output see separate images of this page: <http://farbe.li.tu-berlin.de/geh3/geh3.htm>

5/9 colour steps: Black N00b – Black N16b = Blue B

0, 125, 250, 375, 500, 625, 750, 875, 1000

Black N00b – Black N16b = Blue B

adjacent samples



separate samples



L*TUBLOG

0 25 50 75 100 25 0 12 25 37 50 62 75 87 100

geh30-1n, Test samples: 5 and 9 colour steps, exp0=1, expg=1, inw=1, xchart=0

5/9 colour steps: Black N00b – Black N16b = Blue B

0, 125, 250, 375, 500, 625, 750, 875, 1000

Black N00b – Black N16b = Blue B

Evaluation amount

0,00	0,..	1,00 0,00	0,..	1,00		0,00	0,..	1,00 0,00	0,..	0,00 1,00	0,..	1,00 0,00	0,..	1,00
N00b	N04b	N08b	N12b	N16b	N04w	N00b	N02b	N04b	N06b	N08b	N10b	N12b	N14b	N16b

Evaluation amount

0,00	0,..	1,00 0,00	0,..	1,00	0,..	0,00	0,..	1,00 0,00	0,..	0,00 1,00	0,..	1,00 0,00	0,..	1,00
N00b	N04b	N08b	N12b	N16b	N04w	N00b	N02b	N04b	N06b	N08b	N10b	N12b	N14b	N16b

visual Scaling:

0,00 0,5? 1/0 0,5? 1,00 0,2? 0,00 0,5? 1/0 0,5? 1/0 0,5? 1/0 0,5? 1,00


geh30-3n, Evaluation sheet: 5 and 9 colour steps, exp0=1, expg=1, inw=1, xchart=1

5/9 colour steps: Black N00b – Black N16b = Blue B

0, 125, 250, 375, 500, 625, 750, 875, 1000

Black N00b – Black N16b = Blue B

adjacent samples



separate samples



L*TUBLOG

0 25 50 75 100 25 0 12 25 37 50 62 75 87 100

geh30-5n, Test samples: 5 and 9 colour steps, exp0=1, expg=1, inw=1, xchart=0

5/9 colour steps: Black N00b – Black N16b = Blue B

0, 125, 250, 375, 500, 625, 750, 875, 1000

Black N00b – Black N16b = Blue B

Evaluation amount

0,00	0,..	0,..	0,..	1,00		0,00	0,..	0,..	0,..	0,..	0,..	0,..	0,..	1,00
N00b	N04b	N08b	N12b	N16b	N04w	N00b	N02b	N04b	N06b	N08b	N10b	N12b	N14b	N16b

Evaluation amount

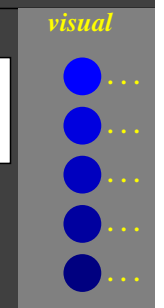

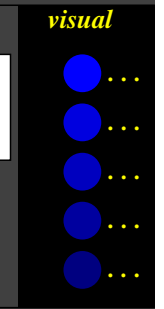
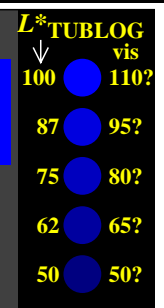
0,00	0,..	0,..	0,..	1,00	0,..	0,00	0,..	0,..	0,..	0,..	0,..	0,..	0,..	1,00
N00b	N04b	N08b	N12b	N16b	N04w	N00b	N02b	N04b	N06b	N08b	N10b	N12b	N14b	N16b

L*TUBLOG

0 25 50 75 100 25 0 12 25 37 50 62 75 87 100

geh30-7n, Evaluation sheet: 5 and 9 colour steps, exp0=1, expg=1, inw=1, xchart=2

TUB-test chart geh3; Adjacent and separate colour samples for intervall scaling, Evaluation example and evaluation of colour steps of the series N–B with 5 and 9 steps; surround dark Grey D=N04w



see similar files of the whole serie: <http://farbe.li.tu-berlin.de/geh3.htm> technical information: <http://farbe.li.tu-berlin.de> or <http://color.li.tu-berlin.de>

TUB registration: 20240601-geh3/geh310np.pdf / .ps application for evaluation and measurement of display or print output TUB material: code=rh4ta